

Results from the Afrobarometer Round 5 Survey in NIGERIA

*2 of 4 Public Release events
25th/June/2013, Abuja, Nigeria*



www.afrobarometer.org
www.nationalpartner.org

What is the Afrobarometer?

- The Afrobarometer (AB) is a comparative series of public opinion surveys that measure public attitudes toward democracy, governance, the economy, leadership, identity, and other related issues.
- The AB is an independent, non-partisan, African-based network of researchers.
- The first round of surveys took place in 1999-2001 in 12 countries. The Network is now conducting “Round 5” surveys in up to 35 countries during 2011-2012.
- **Purpose:** To measure popular perspectives on the social, political, and economic environments in each country where it is implemented and across Africa.
- **Goal:** To give the public a *voice* in policy making processes by providing high-quality public opinion data to policy-makers, policy advocates and civil society organizations, academics, media, donors and investors, and ordinary Africans.

- **Round 1, 1999-2001, 12 countries**
 - *Southern Africa: Botswana, Lesotho, Malawi, Namibia, South Africa, Zambia, Zimbabwe*
 - *West Africa: Ghana, Mali, Nigeria*
 - *East Africa: Tanzania, Uganda*

- **Round 2, 2002-2003, 16 countries**
 - **Four countries were included** = Cape Verde, Kenya, Mozambique, Senegal

- **Round 3, 2005-2006, 18 countries**
 - **Two countries were included** = Benin, Madagascar

- **Round 4, 2008-2009, 20 countries**
 - **Two countries were included** = Burkina Faso, Liberia

- **Round 5, 2011-2013, up to 35 countries**
 - **Thirteen countries were included** = Algeria, Burundi, Cameroon, Cote d'Ivoire, Egypt, Guinea, Mauritius, Morocco, Niger, Togo, Tunisia, Sierra Leone, Sudan

Country Coverage Round 5: 2011-2013



Who is the Afrobarometer?

- A Pan-African Network of survey researchers and analysts.
- In each country there is a **National Partner** responsible for survey implementation. In Nigeria, the National Partner is CLEEN Foundation.
 - Four **Core Partners** provide technical assistance and Network management:
 - *Center for Democratic Development (CDD), Ghana*
 - *Institute for Democracy in South Africa (Idasa), South Africa*
 - *Institute for Development Studies (IDS), University of Nairobi, Kenya*
 - *Institute for Empirical Research in Political Economy (IREEP), Benin*
 - Two **Support Units** for capacity building and quality assurance
 - *Michigan State University*
 - *University of Cape Town*
 - Round 5 **Core Funders** include
 - *DFID*
 - *SIDA*
 - *USAID*
 - *Mo Ibrahim Foundation*

Survey Methodology

- Nationally representative sample of adult citizens
 - *all respondents are randomly selected*
 - *every adult citizen has an equal and known chance of being selected*
- Face-to-face interviews in the language of the respondent's choice
- Standard survey instrument across all countries for comparability
- The survey interviewed 2,400 adult Nigerians; A sample of this size yields results with a margin of error of +/- 2% at a 95% confidence level.
- Field work for Round 5 in Nigeria was conducted between 29th October and 30th November in 2012.
- Afrobarometer's work in Nigeria is coordinated by The CLEEN Foundation and field work was carried out by Practical Sampling International PSI.

Survey Demographics

	Weighted	Un-weighted
Age		
18-25	31%	31%
26-35	37%	37%
36-45	16%	16%
46-55	8%	8%
56-65	4%	4%
66-75	2%	2%
76 and above	1%	1%

	Weighted	Un-weighted
Gender		
Male	50%	50%
Female	50%	50%
Location		
Urban	44%	44%
Rural	56%	56%
Education		
None	16%	16%
Primary	15%	15%
Secondary	46%	46%
Higher	21%	21%

States	Weighted	Un-weighted
Region / Province		
Abia	2%	2%
Adamawa	2%	2%
Akwa-Ibom	3%	3%
Anambra	3%	3%
Bauchi	3%	3%
Bayelsa	1%	2%
Benue	3%	3%
Borno	3%	3%
Cross-River	2%	2%
Delta	3%	4%
Ebonyi	2%	2%
Edo	2%	2%
Ekiti	2%	2%
Enugu	3%	2%
FCT	2%	2%
Gombe	1%	1%

	Weighted	Un-weighted
Imo	3%	3%
Jigawa	3%	3%
Kaduna	4%	4%
Kano	6%	6%
Katsina	4%	4%
Kebbi	2%	2%
Kogi	2%	2%
Kwara	2%	2%
Lagos	8%	8%
Nasarawa	1%	1%
Niger	3%	3%
Ogun	3%	3%
Ondo	3%	3%
Osun	3%	3%
Oyo	4%	4%
Plateau	2%	2%
Rivers	4%	5%
Sokoto	2%	2%
Taraba	1%	1%
Yobe	2%	1%
Zamfara	2%	2%

Second Release Area of Focus

- **Opinions of economic and living conditions in Nigeria**
- **Nigerians' assessment of government's economic performance**
- **Perception of personal safety and security in Nigeria**

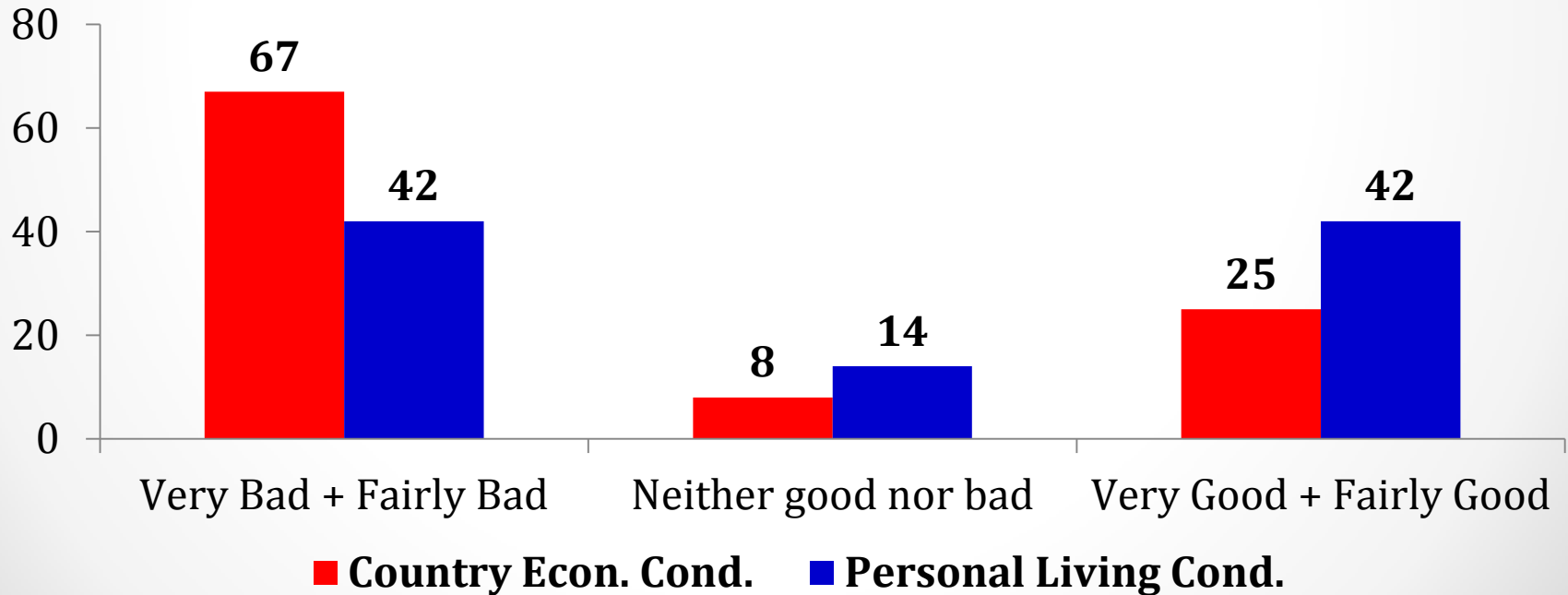
OPINIONS ON ECONOMIC AND LIVING CONDITIONS IN NIGERIA

Key Findings of R5 Nigeria

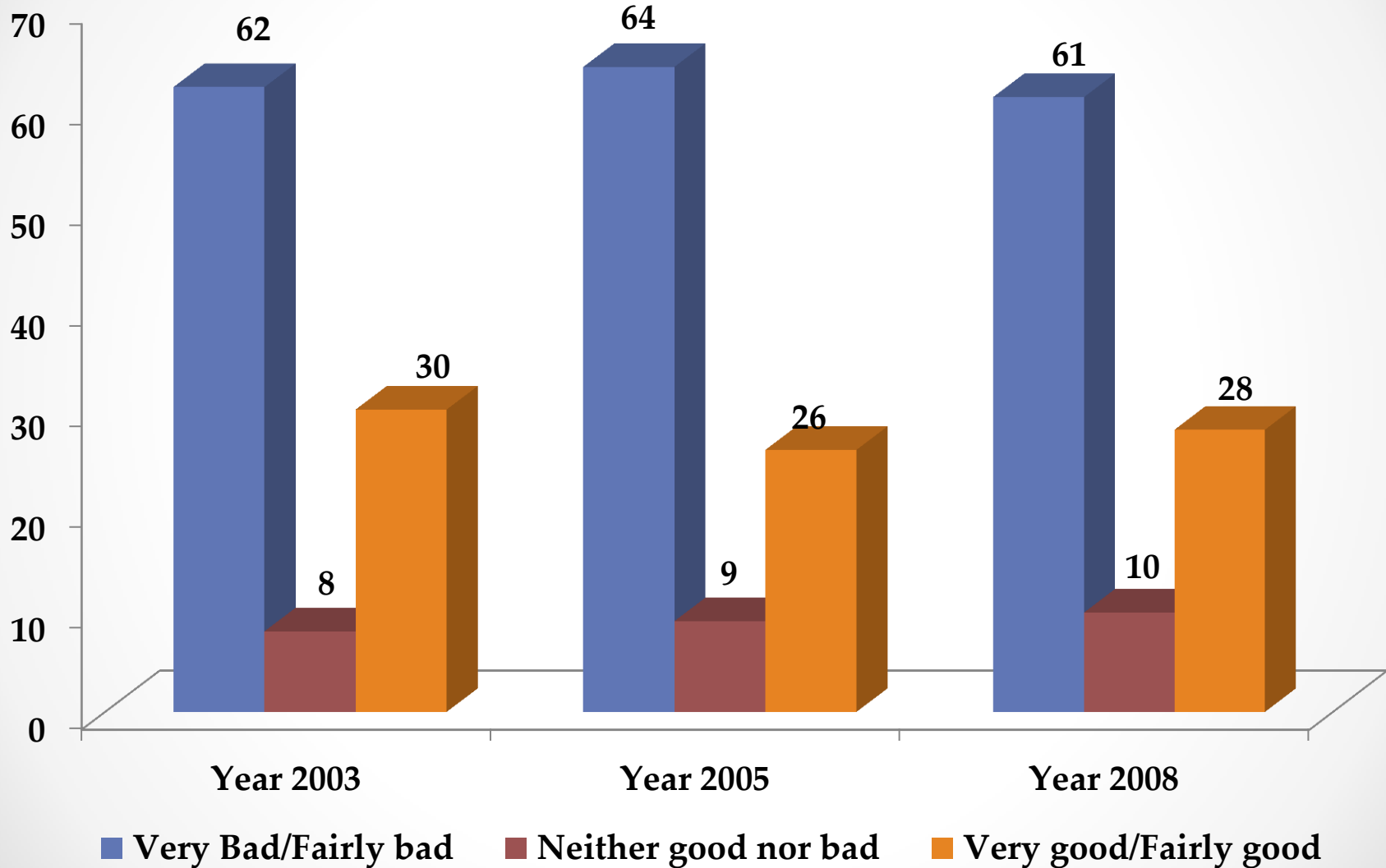
- **Most citizens in the country are optimistic that the Country's economic condition could be better in 12 months time.**
- **81% of Nigerians say the Performance of the present government in managing the economy is very poor.**
- **Most citizens (70%) are saying the country is generally going in the wrong direction.**

Question: *In general, how would you describe: [A] The present economic condition of this country? [B] Your own present living conditions?*

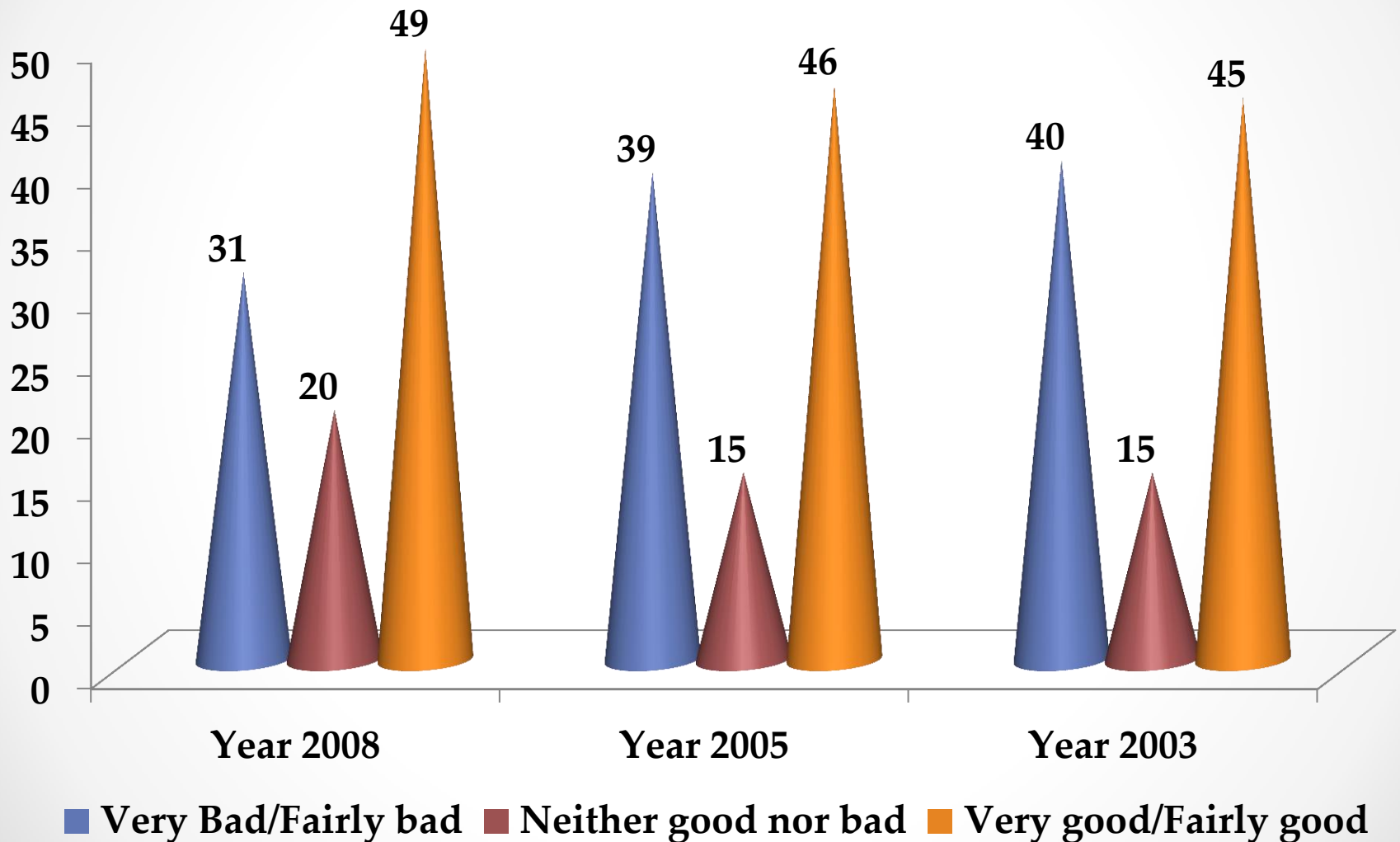
- Majority of Nigerians (67%) describe the economic conditions of the country as “*Very Bad or Fairly Bad*”.
- Equal proportions consider their personal living conditions as either “*Very good or Fairly Good*” (42%) or “*Very Bad or Fairly Bad*” (42% each) .



Trend in Economic condition of Nigerians; Findings from the previous surveys

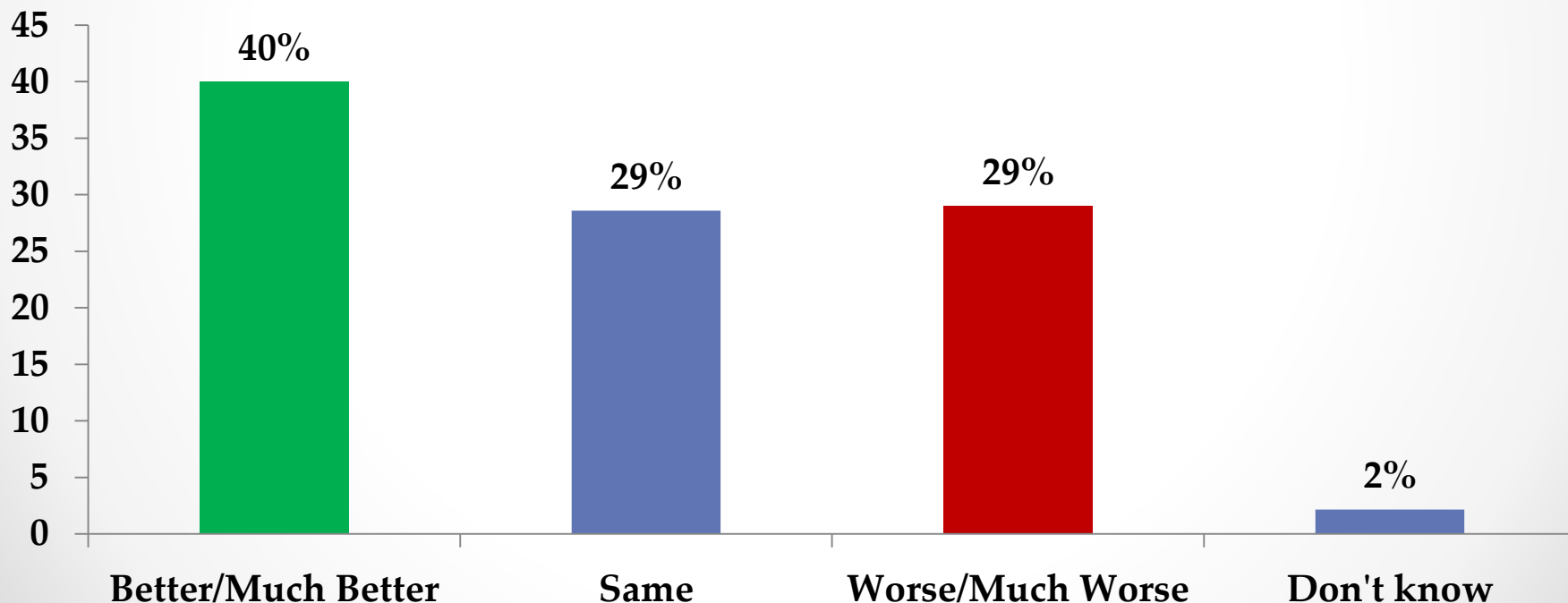


Trend in the living conditions of Findings from the previous surveys



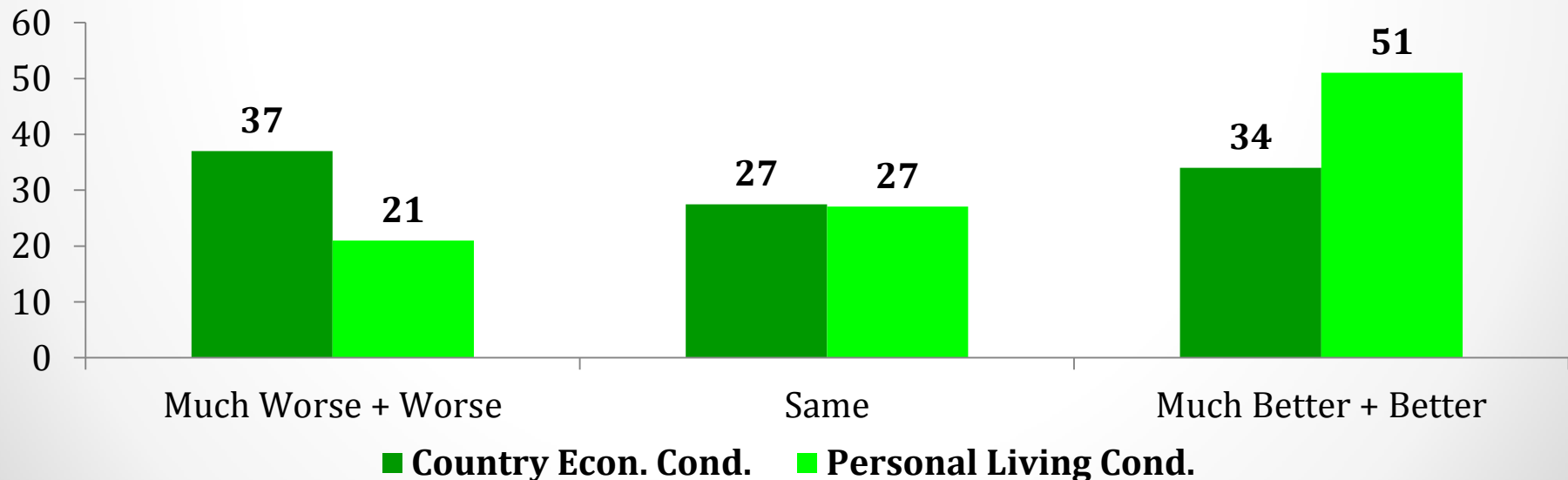
Question: *In general, how do you rate your living conditions compared to those of other Nigerians?*

- A small majority of Nigerians (40%) say their living conditions are *“Much Better or Better”* than other Nigerians.
- However, almost a third think their living conditions, compared to others is either *“Much Worse or Worse”* (29%) or the *“Same”* (29%) .

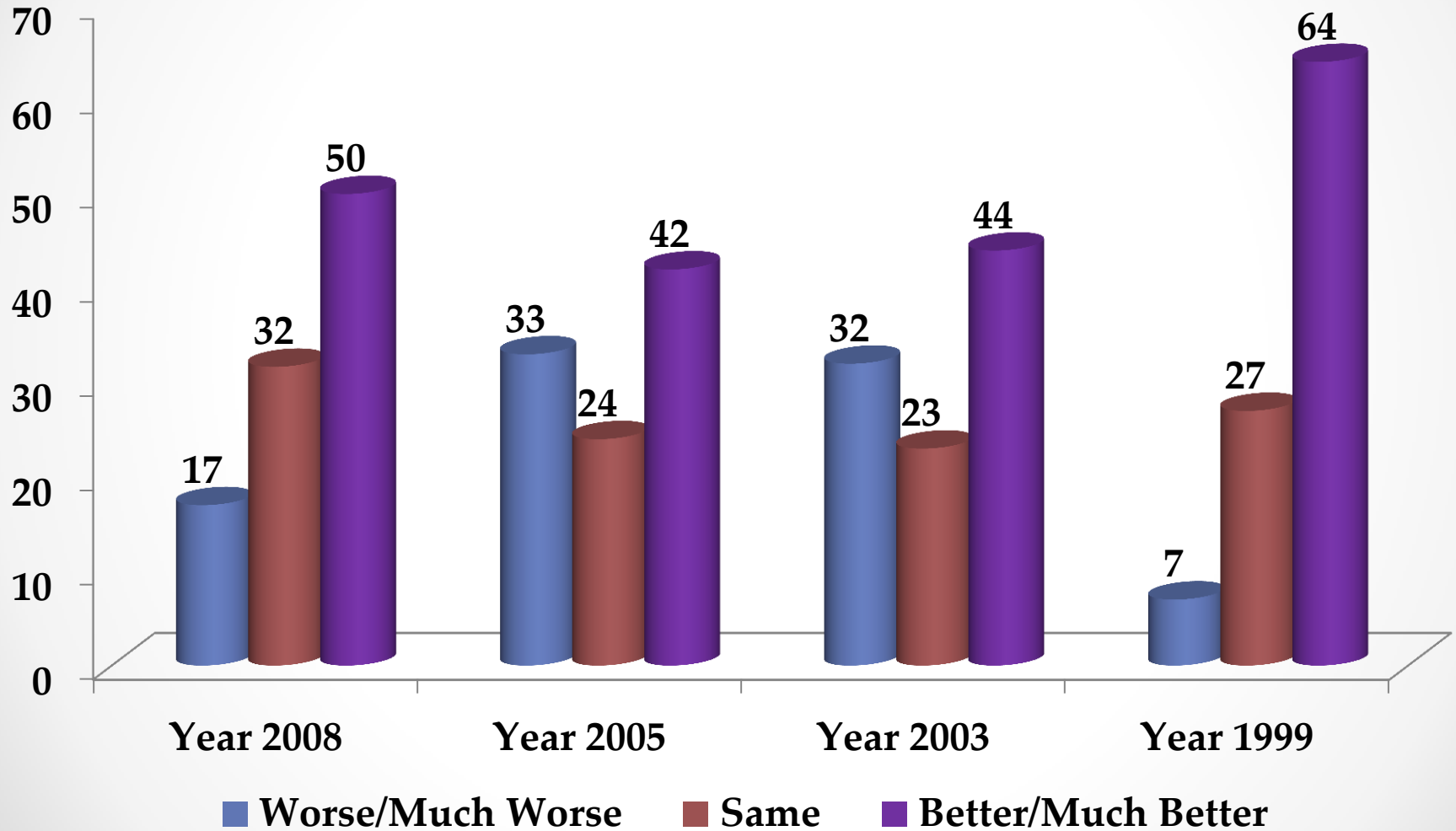


Question: Question: Looking back, how do you rate the following compared to twelve months ago? : [A] Economic condition in this country? [B] Your living conditions?

- A small majority of Nigerians (51%) think their personal living condition is “Much Better or Better” compared to 12 months ago. A fifth (21%) however expressed contrasting opinion.
- Nearly equal percentages think the country’s economic condition compared to 12 months ago is “Much Worse or Worse” (37%) or “Much Better or Better” (34%).

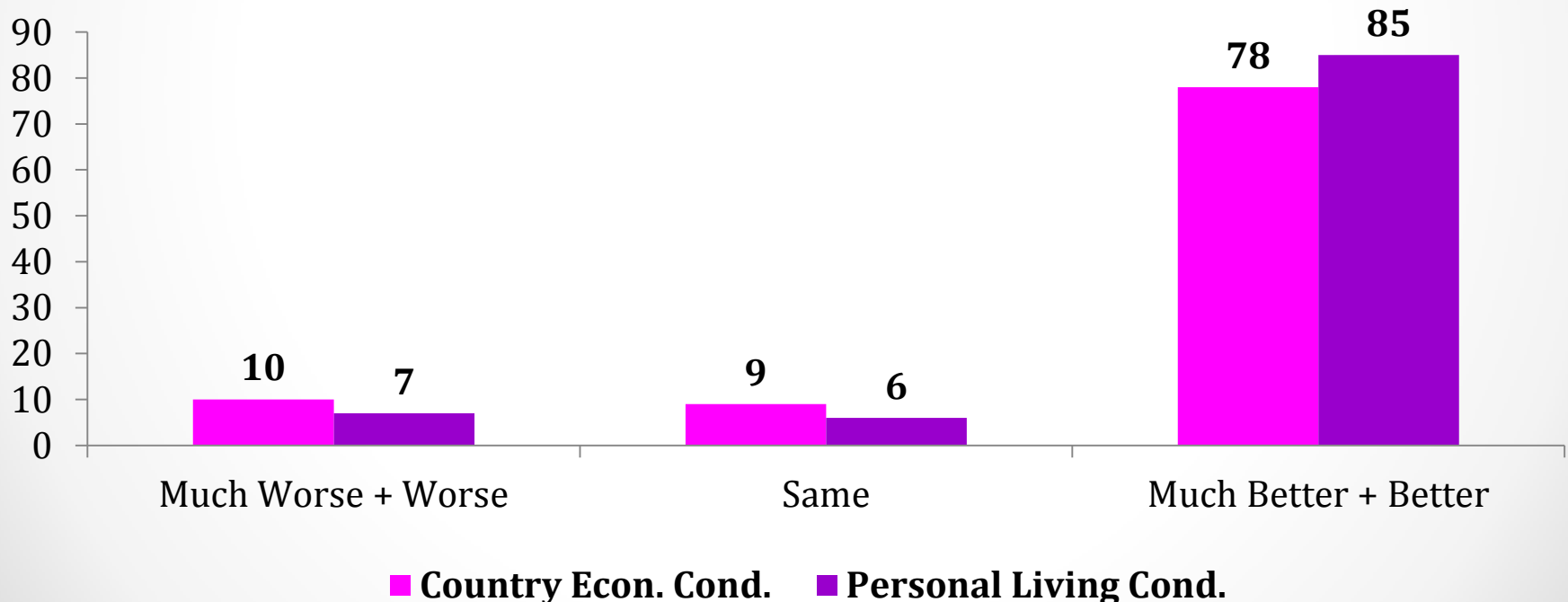


How Nigerians rate their living condition ; findings from the previous surveys



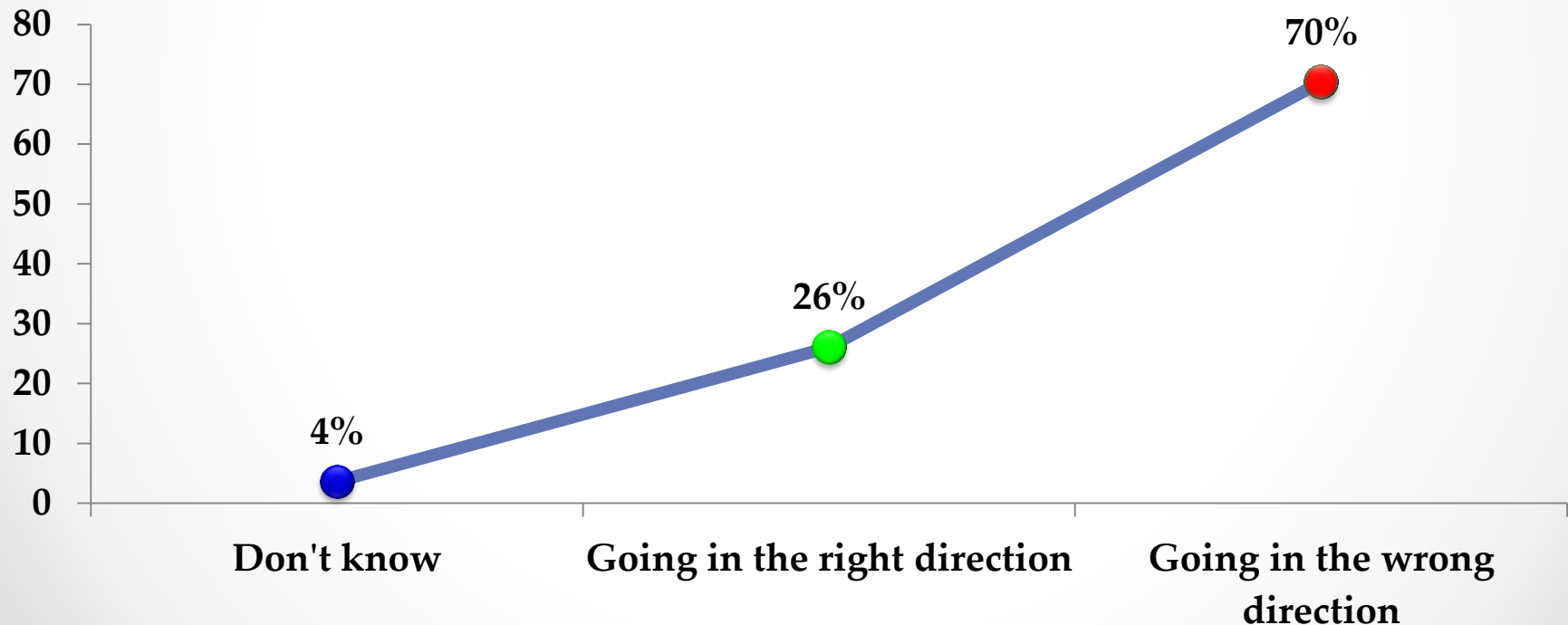
Question: *Question: Looking ahead, do you expect the following to be better or worse?: [A] Economic conditions in this country in twelve months time? [B] Your living conditions in twelve months time?*

- Absolute majority of Nigerians are optimistic about economic conditions (78%) and their personal living conditions (85%) in 12 months time.



Question: Question: What about the overall direction of the country? Would you say that the country is going in the wrong direction or going in the right direction?

- Most Nigerians (70%) think the country is generally heading in the wrong direction .
- Only a fifth (26%) think otherwise while 4% do not know.

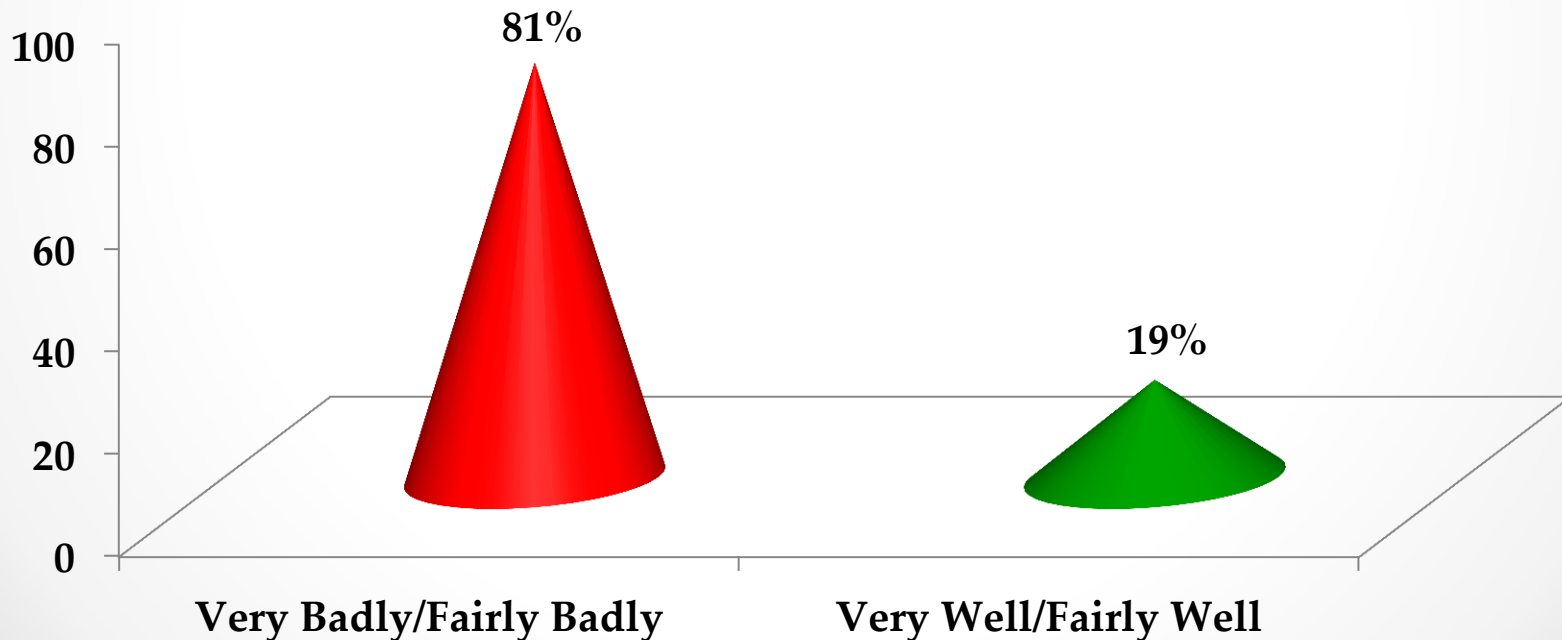


NIGERIANS' ASSESSMENT OF GOVERNMENT ECONOMIC PERFORMANCE

Large majorities of Nigerians rated the government as having performed poorly in the general management of the economy as well as the management of specific economic indicators.

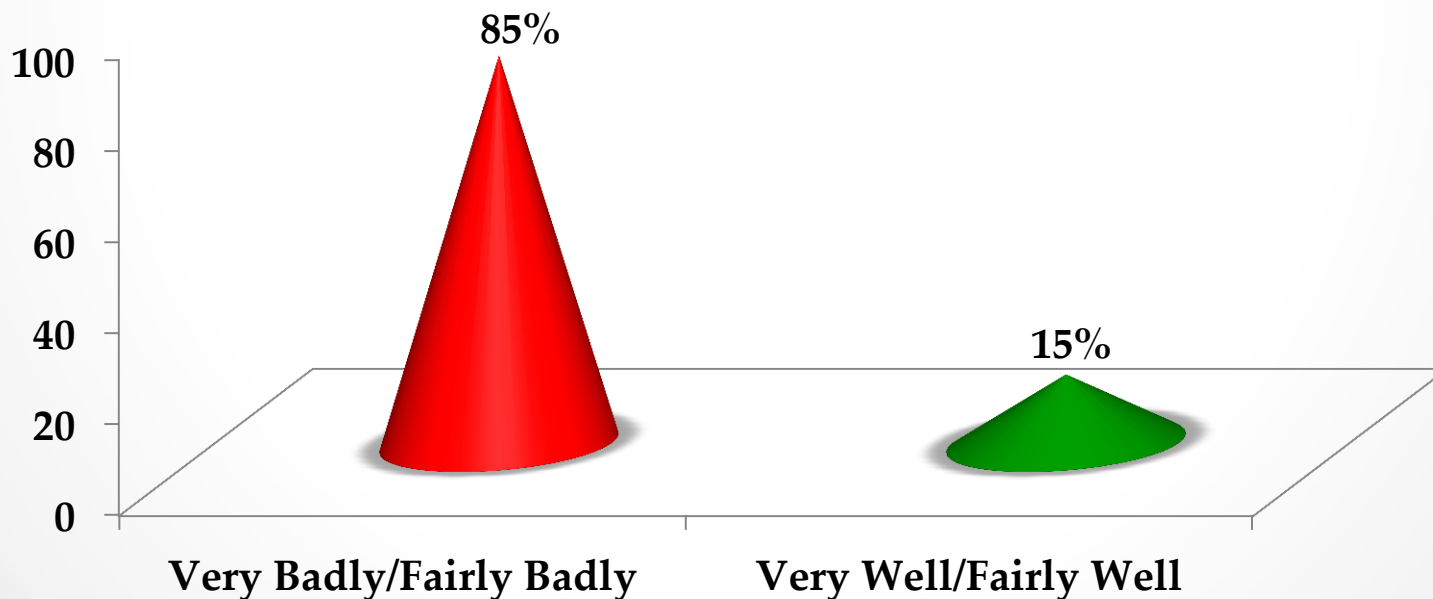
Question: How well or badly would you say the current government is handling the following matters, or haven't you heard enough to say? [A] Managing the economy?

- Eighty-one percent of Nigerians assessed government's performance in in managing the economy as *"Very Badly or Fairly badly"*.



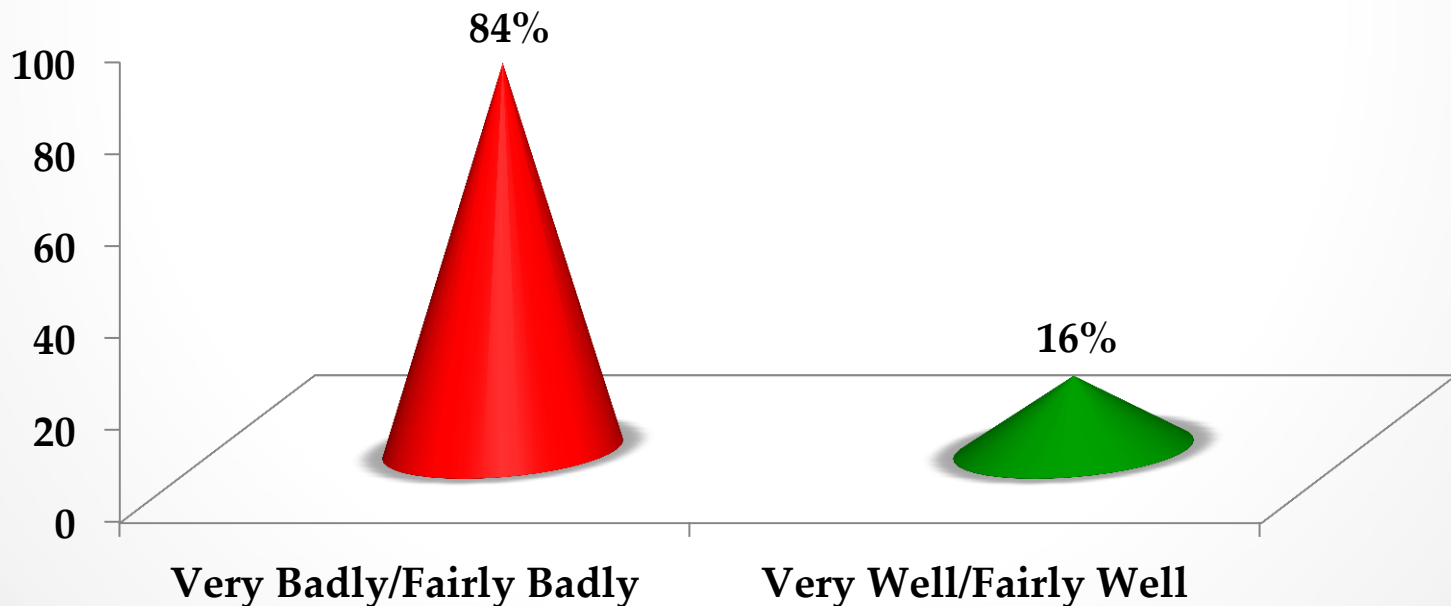
Question: How well or badly would you say the current government is handling the following matters, or haven't you heard enough to say? [B] Improving the living standards of the poor?

- Again, majority (85%) think the government has performed “*Very Badly or Fairly badly*” in improving the living standards of the poor.



Question: How well or badly would you say the current government is handling the following matters, or haven't you heard enough to say? [C] Creating jobs?

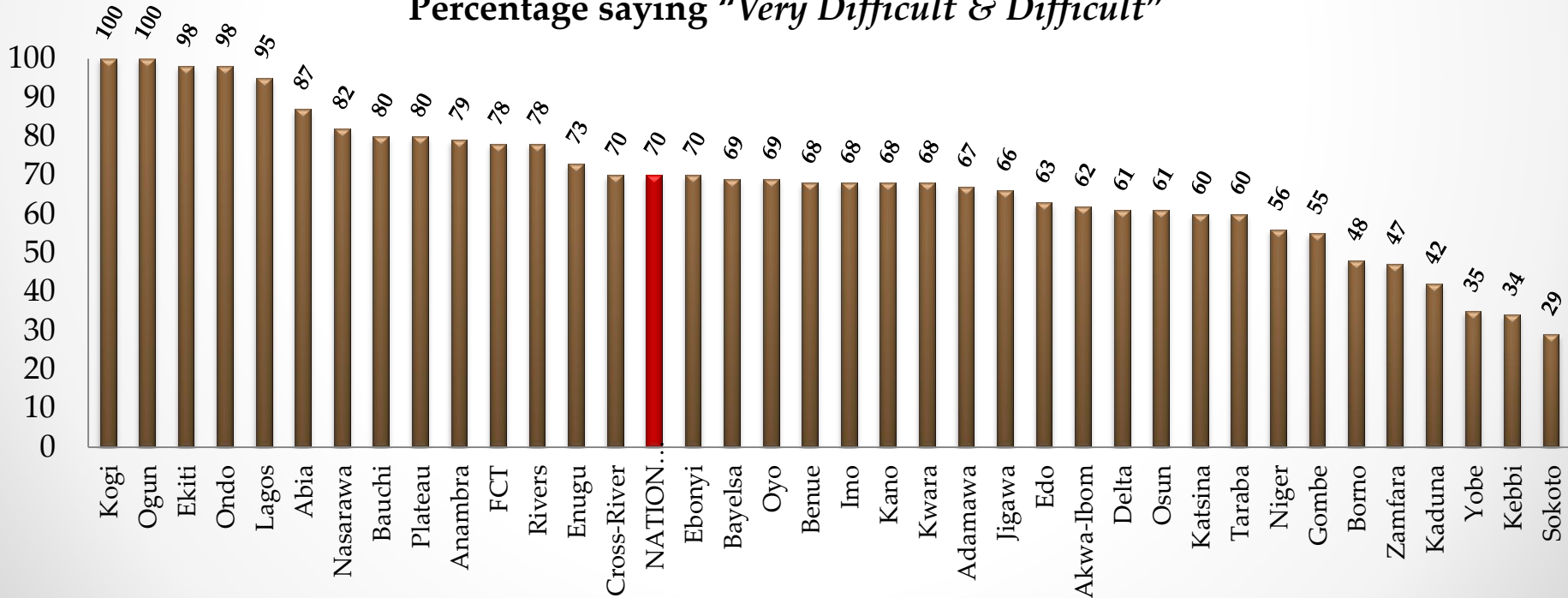
- Another 84% rated government's performance in the area of job creation as "Very Badly or Fairly badly".



CSQ-Question: Based on your experience, how easy or difficult is it to start a small or medium scale business in this State?

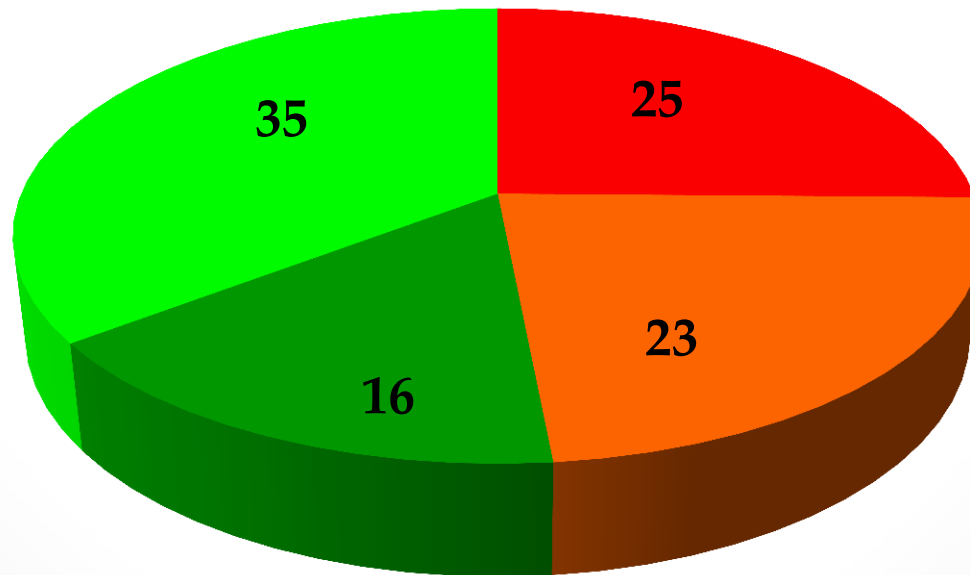
- Unfortunately, the private sector also appears to be challenged when it comes to job creation. Majority of Nigerians (70%) think it is “*Very Difficult or Difficult*” starting a small or medium scale (SME) business in the country. In fact, in 31 out of the 36 including Abuja, more than half (i.e. from 55% to 100%) hold this opinion.

Percentage saying “*Very Difficult & Difficult*”



Question: Do you have a job that pays a cash income? [If yes, ask:] Is it full-time or part-time? [If no, ask:] Are you presently looking for a job?

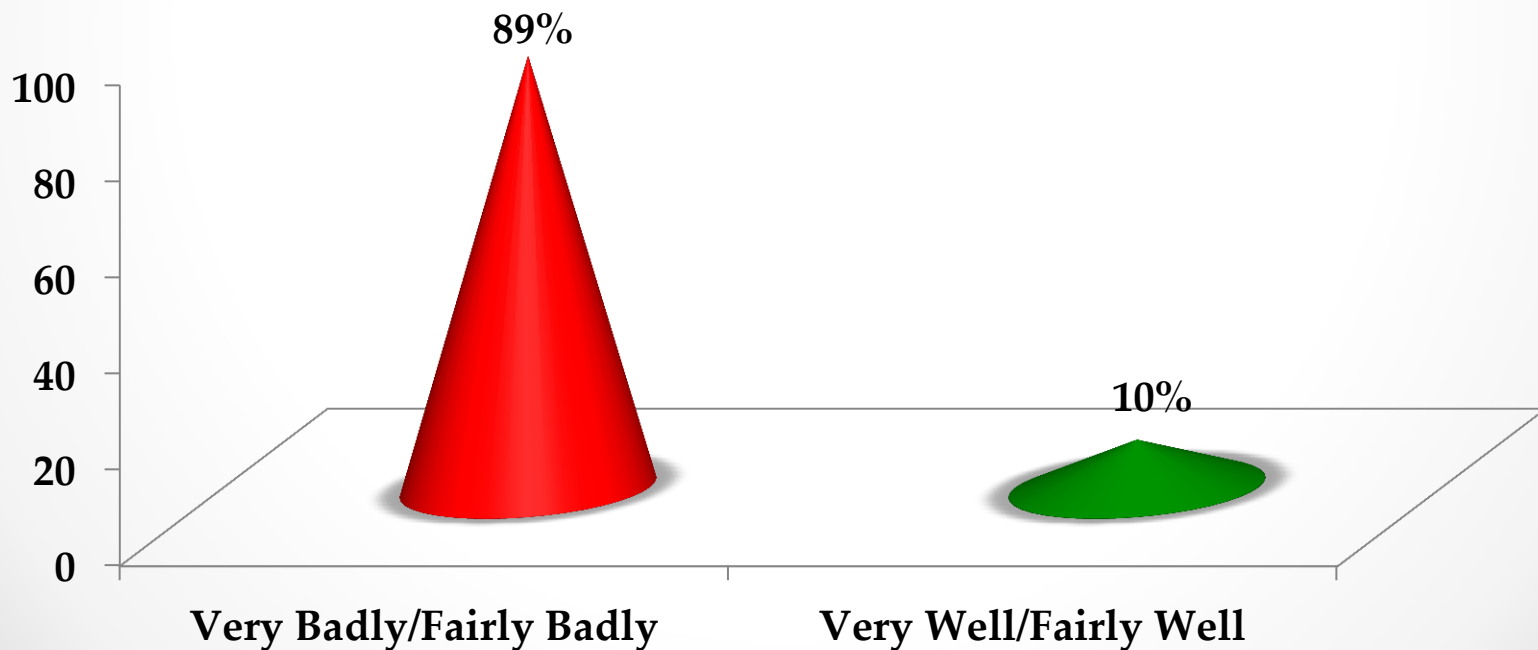
- It is not surprising that given the poor performance rating of government in job creation and the difficulties in starting SMEs in Nigeria, nearly half of the respondents (48%) are unemployed who are either looking or not looking for job.



■ No (not looking) ■ No (looking) ■ Yes, part time ■ Yes, full time

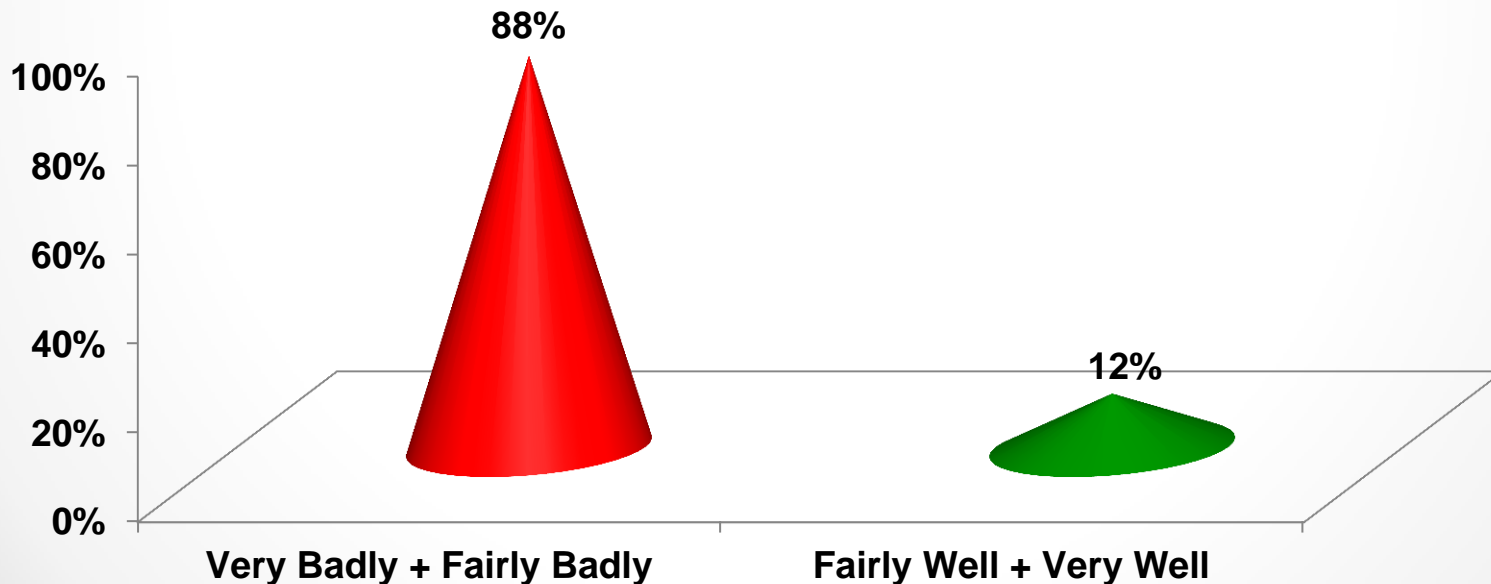
Question: How well or badly would you say the current government is handling the following matters, or haven't you heard enough to say? [D] Narrowing income gaps between rich and poor?

- Most Nigerians are of the opinion that the government has performed *"Very Badly or Fairly badly"* in narrowing income gaps between the rich and poor.



Question: How well or badly would you say the current government is handling the following matters, or haven't you heard enough to say? [D] Keeping prices down?

- And lastly, 90% also rated government's effort in keeping prices down as "Very Badly or Fairly badly."

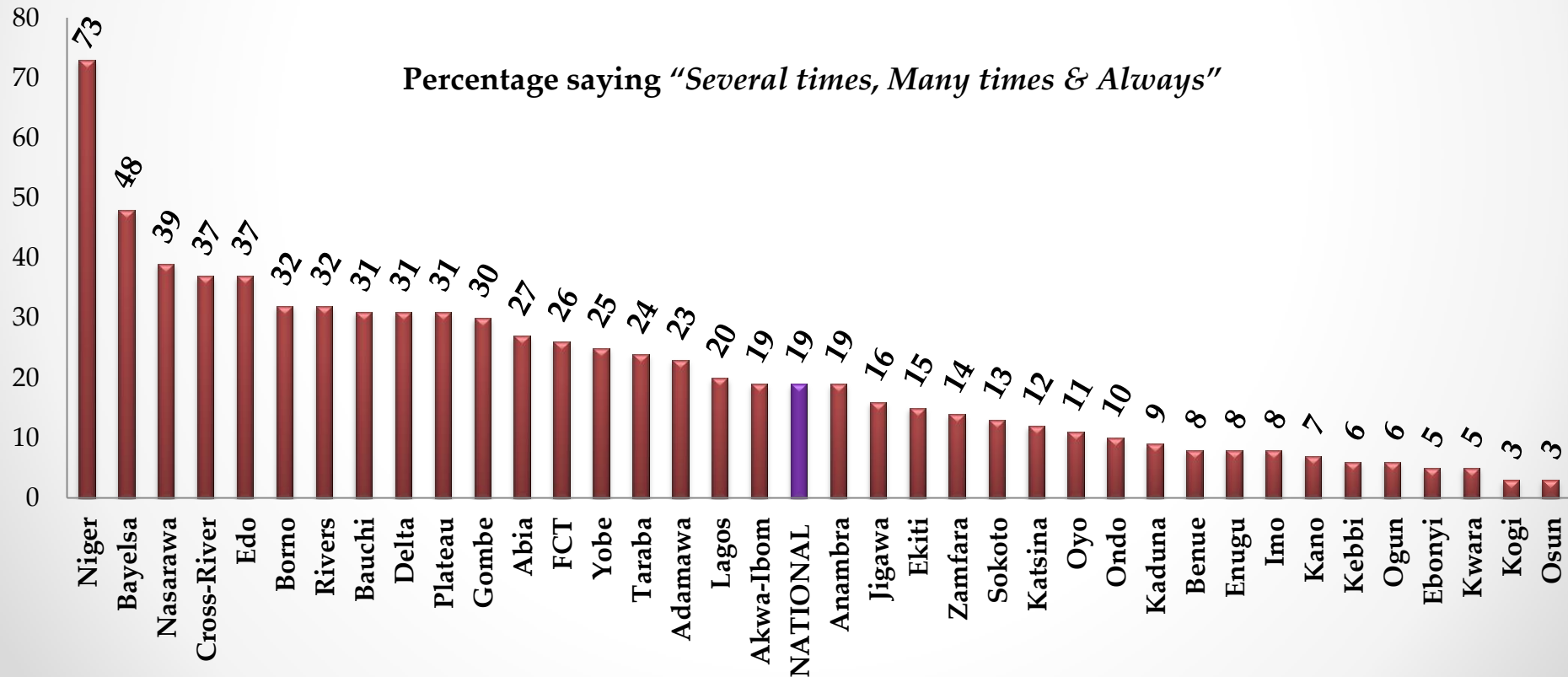


PERCEPTION OF PERSONAL SAFETY AND SECURITY IN NIGERIA

One major reason given for not reporting crime incidents to the police is that police demands bribe or money to get help from them.

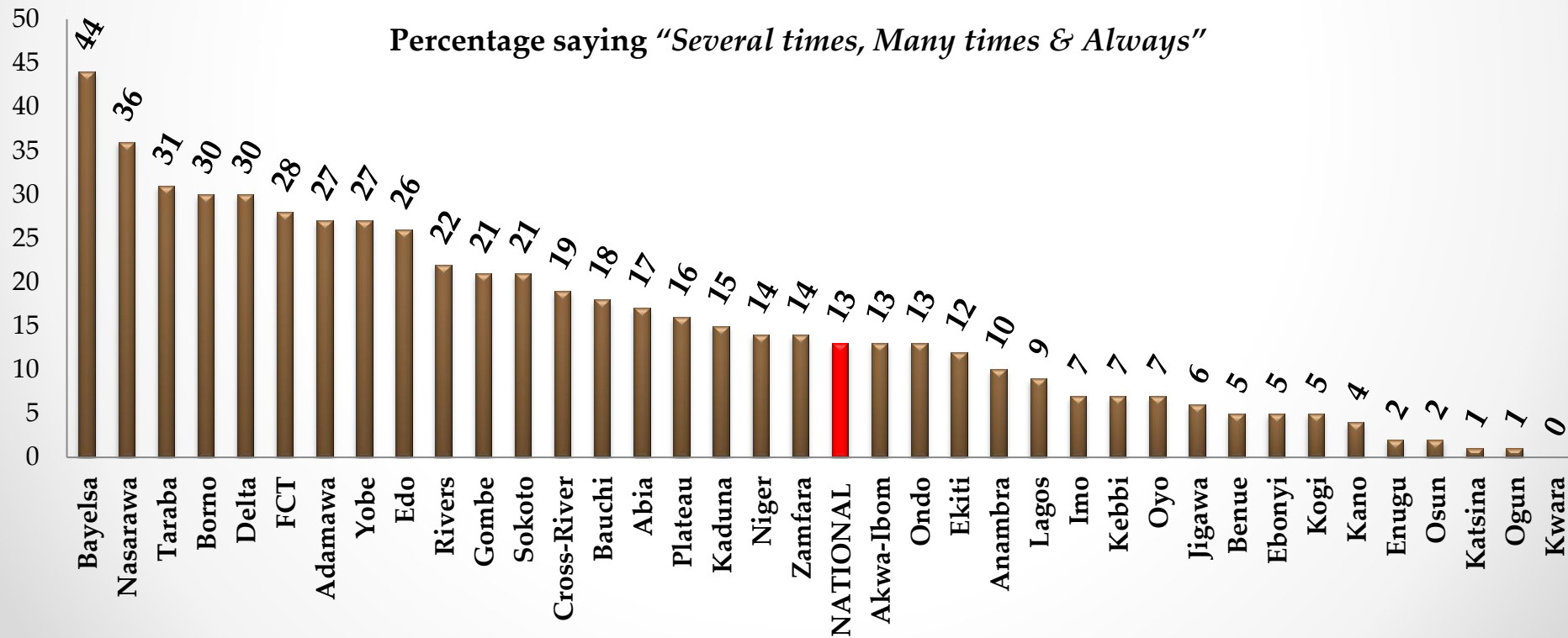
Question: Over the past year, how often, if ever, have you or anyone in your family felt unsafe walking in your neighbourhood?

- Just about a fifth (19%) of Nigerians felt unsafe walking in their neighbourhood during the past. Nonetheless, some states reported averages higher than the national one (i.e. 20% to 73%), Niger being the worst .



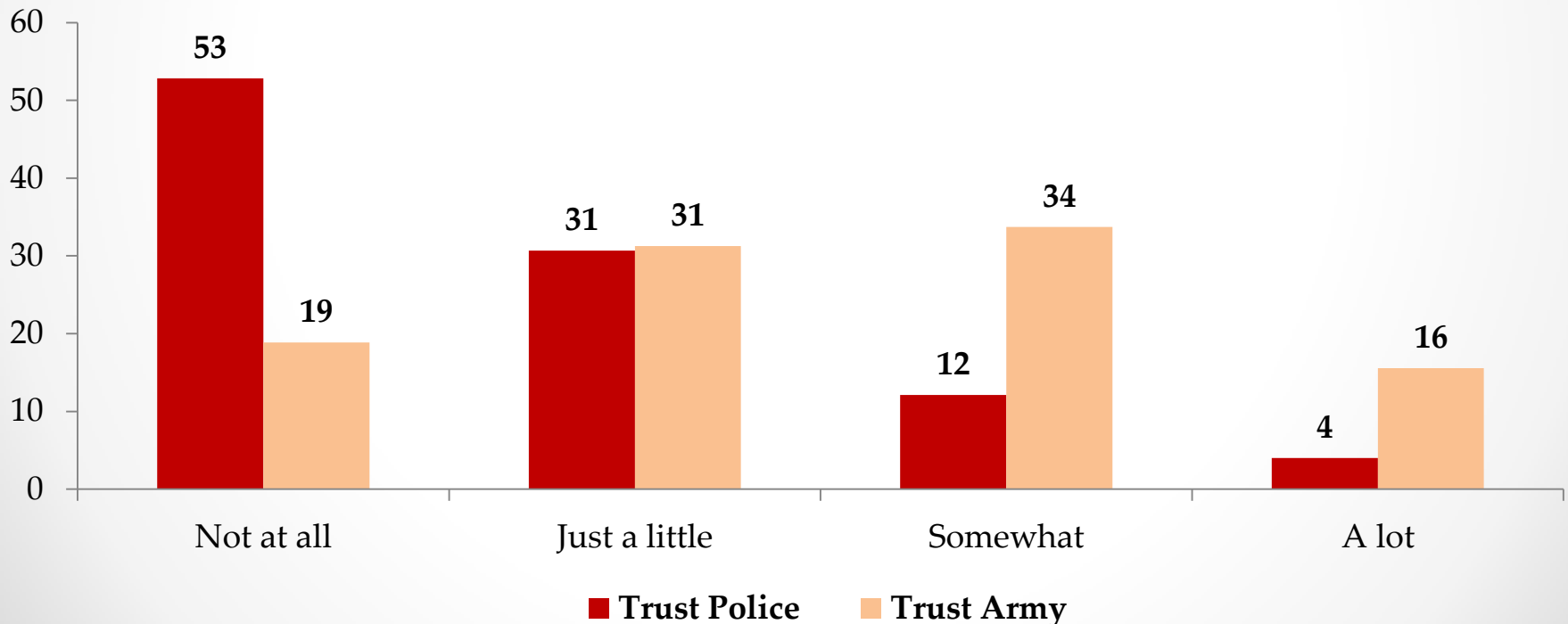
Question: Over the past year, how often, if ever, have you or anyone in your family feared crime in your own home?

- Similarly, just 13% of Nigerians feared crime in their homes in the previous year. However, the percentages who feared crime varied across states, the worst case being Bayelsa (44%).



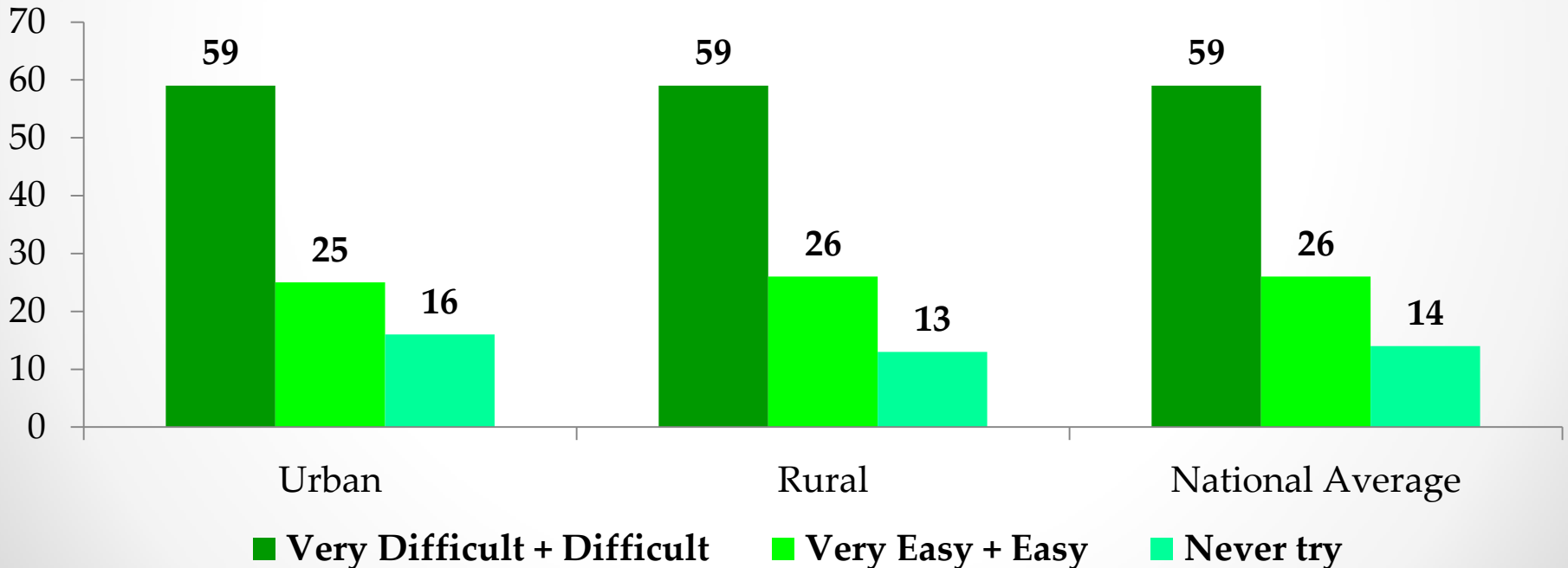
Question: How much do you trust each of the following, or haven't you heard enough about them to say: [H] The Police and [I] The army?

- Only Half of Nigerians (50%) trust the military “a lot or somewhat” .



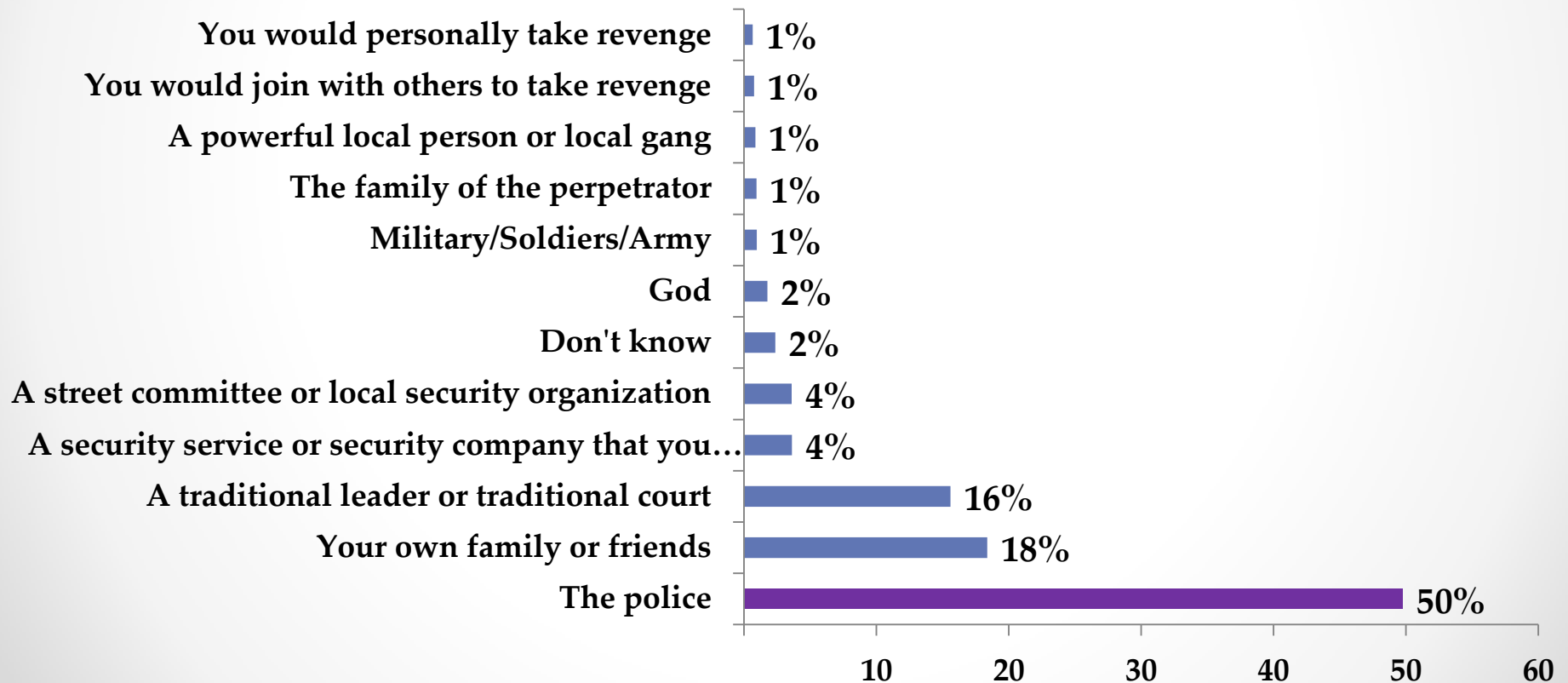
Question: Based on your experience, how easy or difficult is it to obtain the following services from government or do you never try and get these services from government: *Help from the Police?*

- In fact, 59% of Nigerians at the national, rural and urban settlement levels say it is “*very difficult or difficult*” to obtain help from the Police. Only a quarter (25% to 26%) think otherwise.



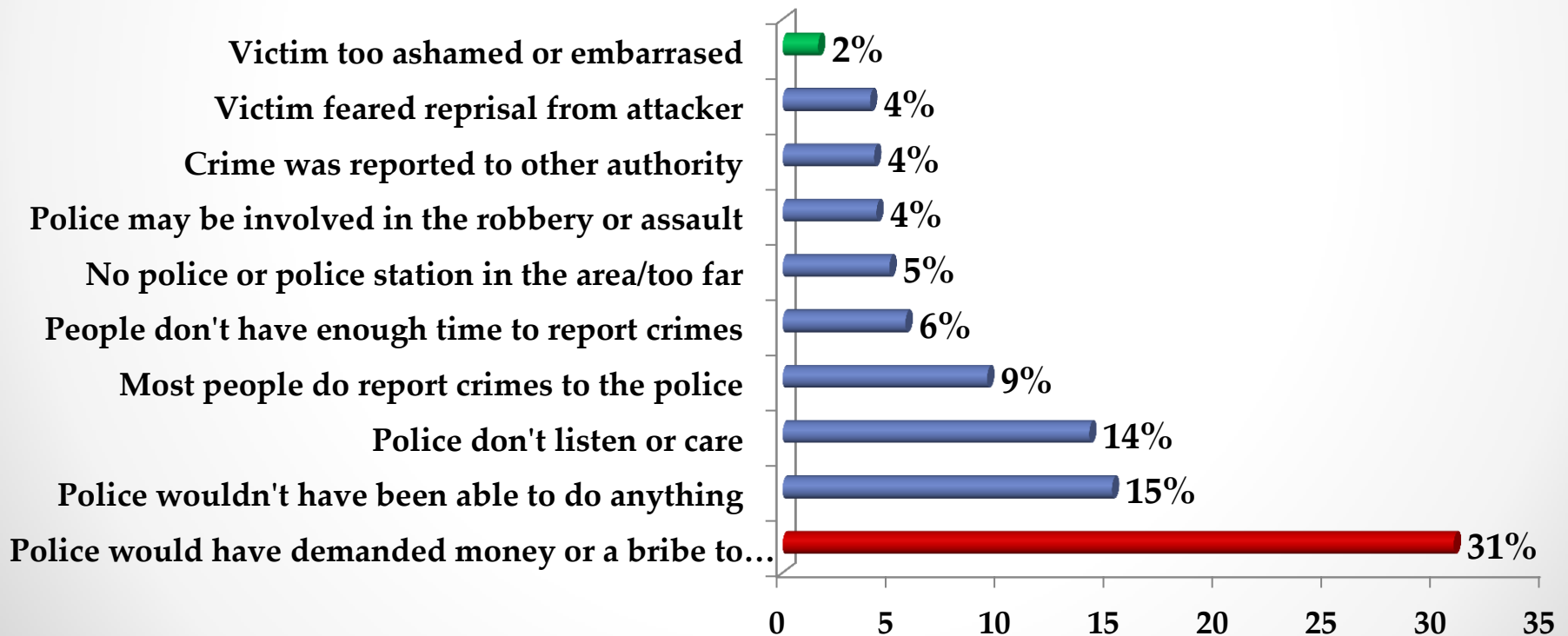
Question: *If you were a victim of crime in this country, who, if anyone, would you go to first for assistance?*

- Given the mistrust of the Police coupled with the difficulties getting help from them, only half of Nigerians (50%) say they will go to the Police for assistance if they were victims of crime.



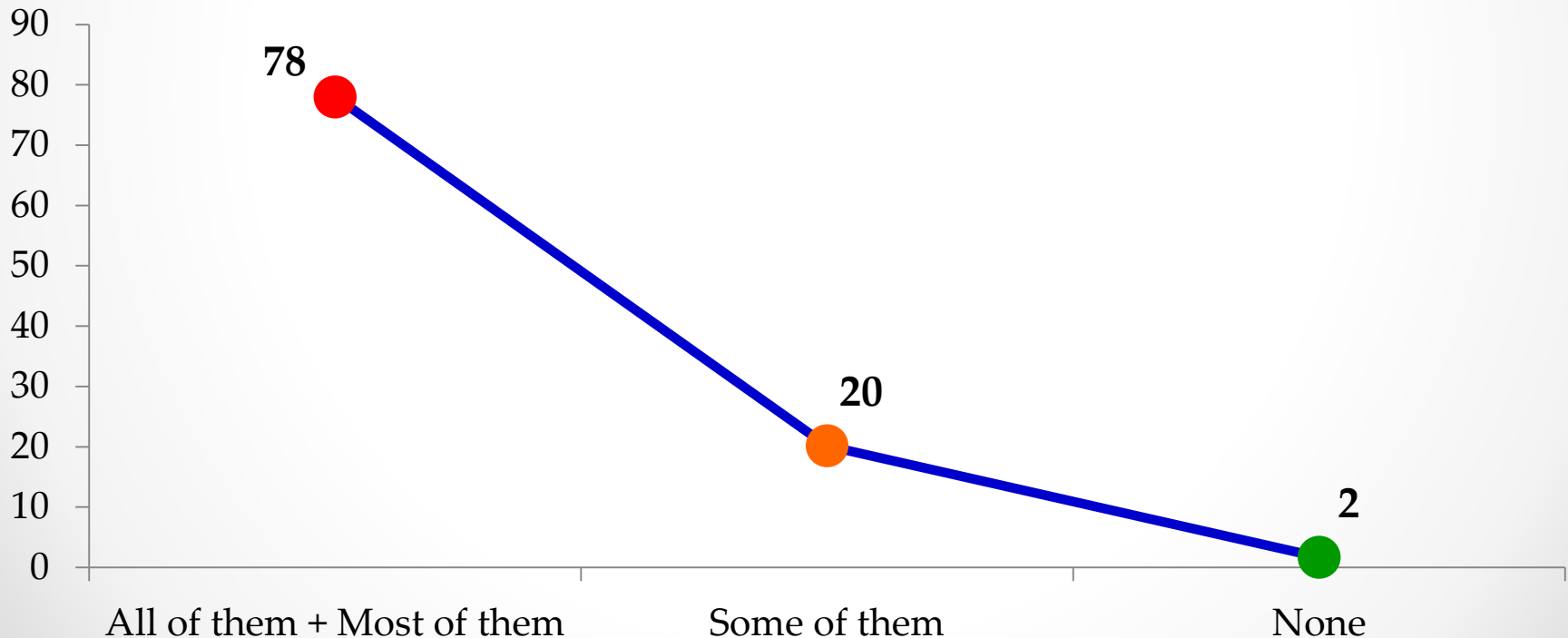
Question: Some people say that many crimes are never reported to the police. Based on your experience, what do you think is the main reason that many people do not report crimes like thefts or attacks to the police when they occur?

- Also, three main reasons why Nigerians believe people do not report crimes to the police are: Police will demand bribe (31%); Police wouldn't be able do anything (15%); and Police don't listen or care (14%).



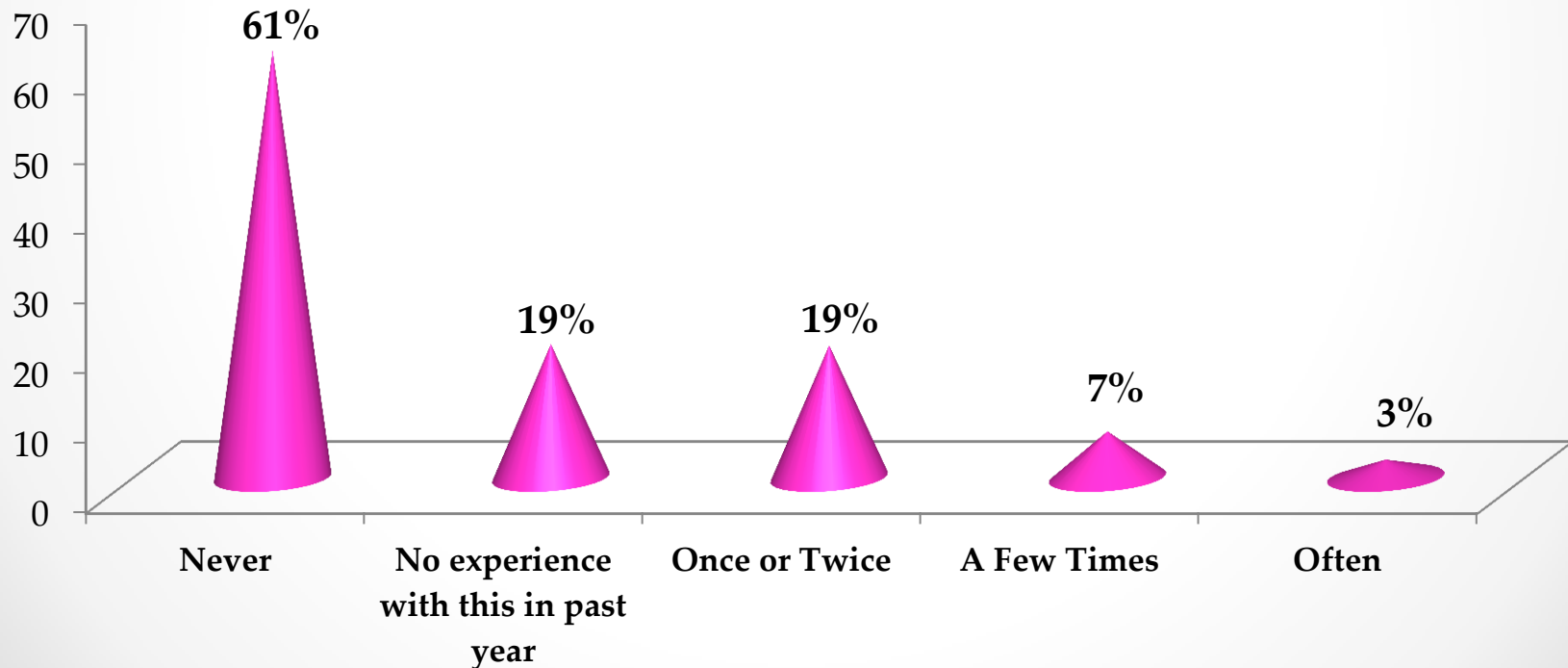
Question: How many of the following people do you think are involved in corruption, or haven't you heard enough about them to say: [E] The Police?

- Indeed, majority of Nigerians (78%) consider “most or all” Police officers to be involved in corruption. Only negligible percentage (2%) think none of them is corrupt.



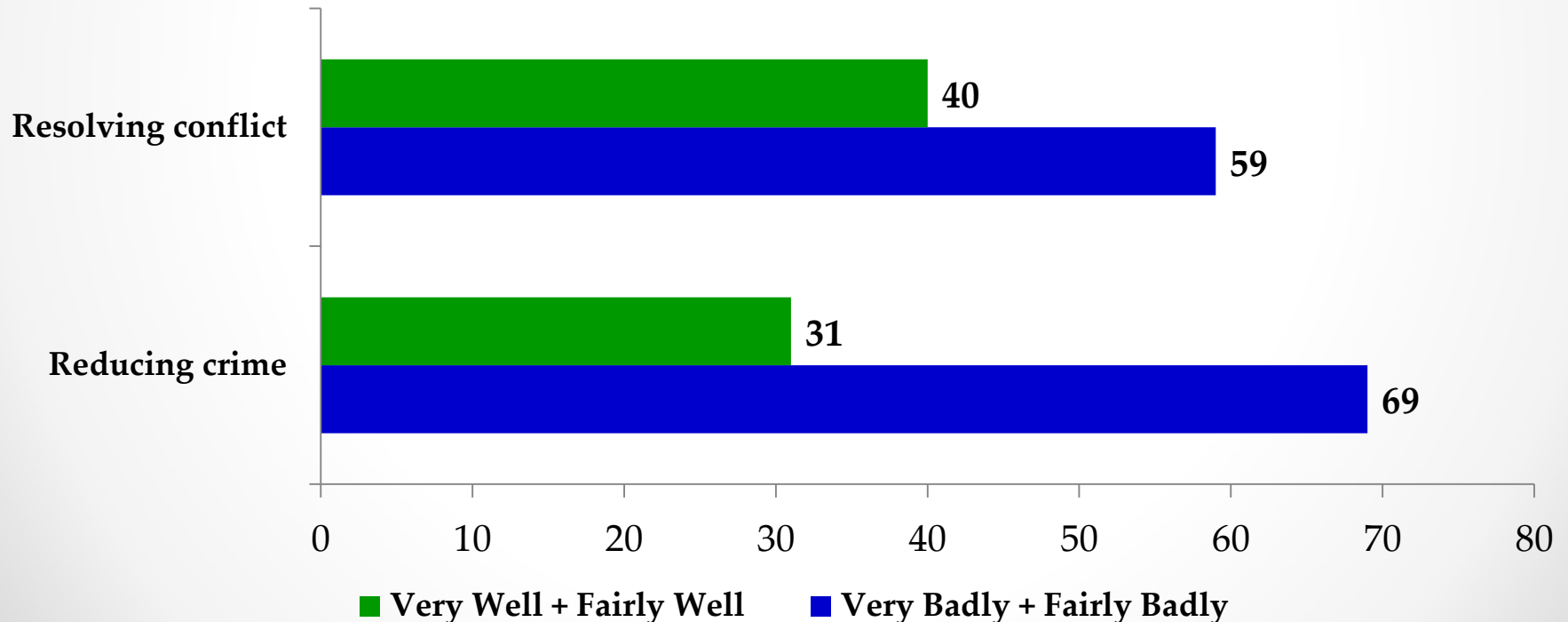
Question: *In the past year, how often, if ever, have you had to pay a bribe, give a gift, or do a favour to government officials in order to: [D] Avoid a problem with the police, like passing a checkpoint or avoiding a fine or arrest?*

- In fact, close to a third of Nigerians (29%) say they offered bribe to the Police “often, a few time or once/twice” just to avoid having a problem with them.



Question: How well or badly would you say the current government is handling the following matters, or haven't you heard enough to say? [F] Reducing crime; and [L] Resolving violent conflict between communities?

- Not very surprising, majority think government has performed “Very Badly or Fairly badly” in reducing crime (69%) and resolving violent conflict between communities (59%).



CONCLUSIONS

- A very large number of Nigerians (70%), have the opinion that the country is generally going in the wrong direction
- Ratings of the country's economic condition are low, however, a majority foresee a future better than the present.
- Majority of Nigerians say it is difficult to obtain help from the Nigeria Police, and decried bribe as one of the major reasons why they don't report crime incidents to the police.
- Majority of Nigerians also do not think the government as making headway in reducing crime and resolving violent conflicts among communities.

AREAS OF FOCUS IN THE NEXT EVENT

Political system in Nigeria

Regional Government issues



AFRO BAROMETER

For more information and publications, please contact cleen@cleen.org and visit the Afrobarometer website at: www.afrobarometer.org or follow us on Facebook (coming soon) and Twitter (@afrobarometer).