



Ethiopians support democracy and seek accountable governance, but are not satisfied with the way democracy is working

Findings from Afrobarometer Round 8 survey in Ethiopia

Mulu Teka, Afrobarometer National Investigator
Thomas Tadesse, researcher, AB Team in Ethiopia
30 October 2020, Addis Ababa, Ethiopia

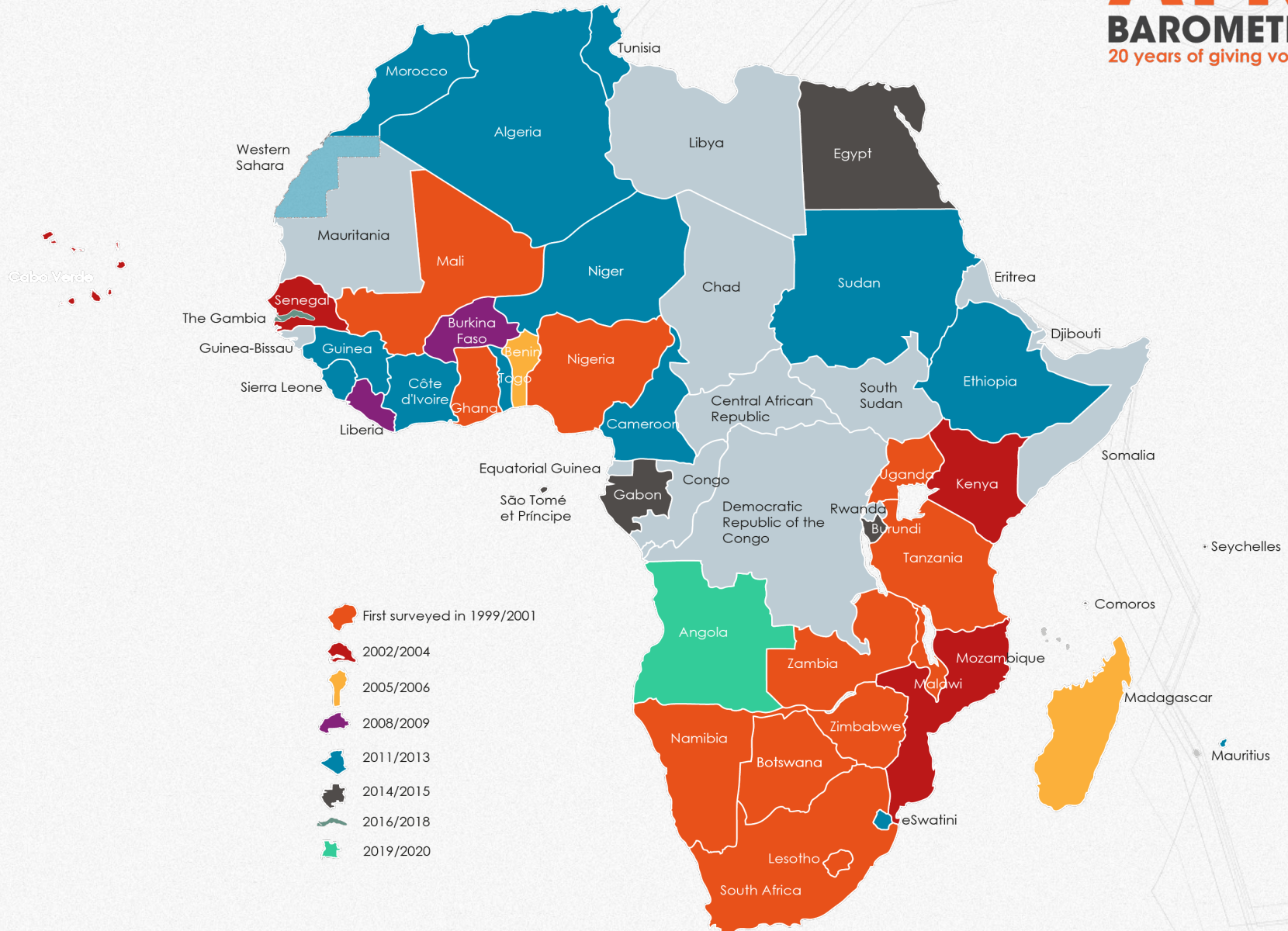


What is Afrobarometer?



- A pan-African, non-partisan, non-profit research network that measures citizen attitudes on democracy and governance, the economy, civil society, and other topics.
- Started in 12 African countries in 1999. Round 8 surveys in 2019/2021 are planned in at least 35 countries.
- **Goal:** To give the public a voice in policymaking by providing high-quality public opinion data to policymakers, policy advocates, civil society organizations, academics, news media, donors and investors, and ordinary Africans.
- A national partner in each country conducts the survey. In Ethiopia, Afrobarometer Round 8 survey was conducted by ABCON – Research & Consulting.

Where Afrobarometer works



Methodology – summary

- **Nationally representative sample** of adult citizens
 - ❑ All respondents are *randomly* selected.
 - ❑ Sample is distributed across 9 regional states, two city administrations (AA & DD) and further disaggregated by urban and rural areas **in proportion to their share in the national population.**
 - ❑ Every adult citizen has an *equal* chance of being selected.
- Face-to-face interviews in the language of the respondent's choice.
- Standard questionnaire that allows comparisons across countries and over time.
- Sample size in Ethiopia of 2,400 adult citizens yields a margin of error of +/-2 percentage points at a 95% confidence level.
- Fieldwork for Round 8 in Ethiopia was conducted between 27 December 2019 and 26 January 2020.

The sample – design and selection

Sample design

- Afrobarometer uses a clustered, stratified, multi-stage probability sample design.
- The sample is designed as a representative cross-section of all citizens of voting age.
- Goal: to give every adult citizen an equal and known chance of selection for interview
- How do we achieve this?
 - By applying random selection method at every stage of sampling.
 - By strictly applying sampling with probability proportional to population size (PPS).
- Cluster design: 8 interviews per cluster. 300 clusters or enumeration areas, hence a sample size of 2,400
- Sample size determined at +/- 2 percentage point margin of error at 95% confidence level

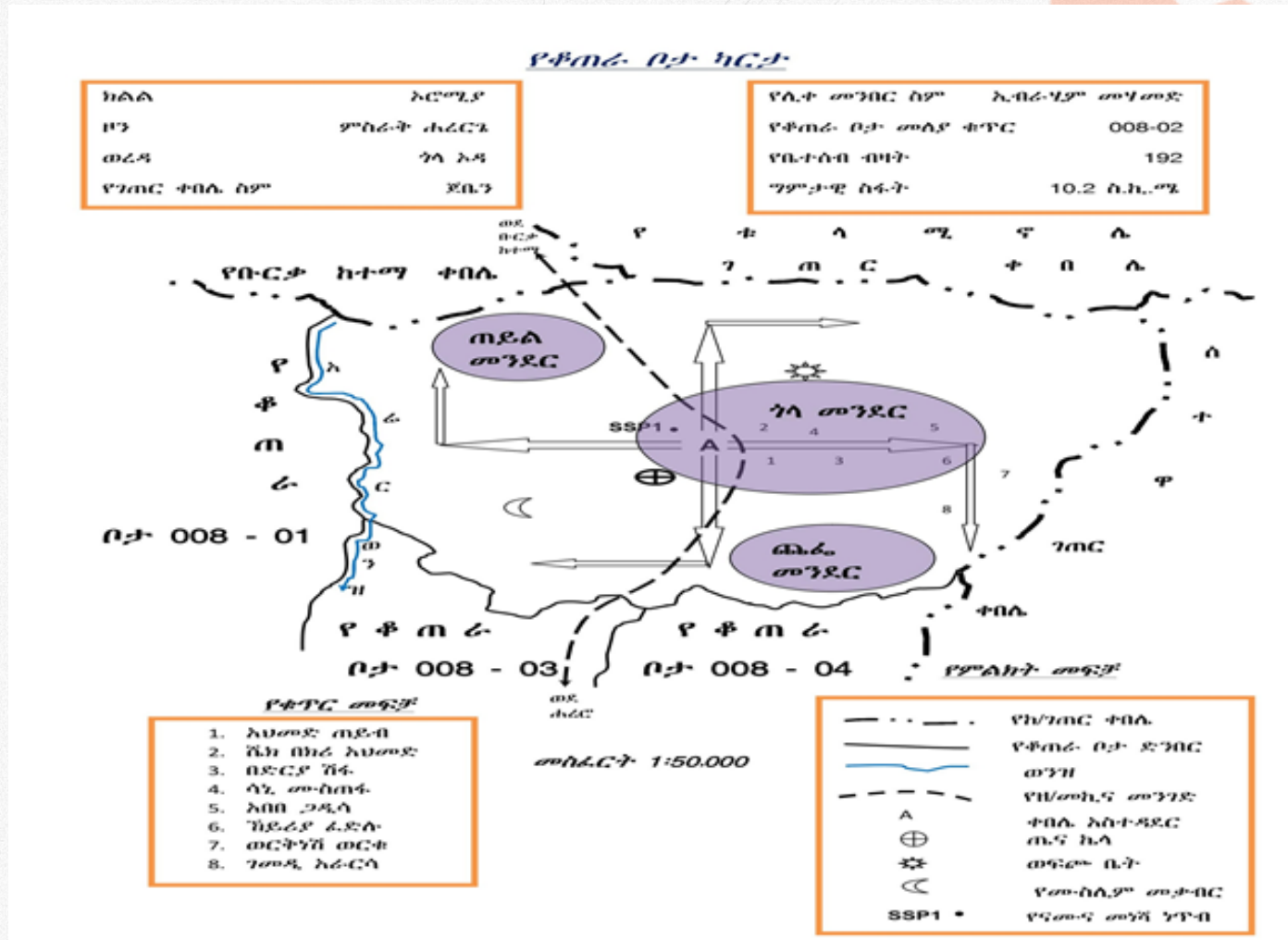
Level of precision

- The precision accepted by Afrobarometer is +/-2 percentage point margin of error at 95% confidence level for a sample of 2,400
- What does this mean?
 - If a sample survey, for example, shows that 40% of adult Ethiopians reject federalism, what it means is that given the margin of error, 40% +/- 2 percentage points of adults are likely to reject federalism 95% of the time.
 - In other words, if we take the sample of 2,400 100 times, there is 95% probability that the result will be within the 40% +/- 2 percentage points, i.e. in the range from 38% to 42%.

How was the sample selected?

- **The sample was selected in multiple stages.**
 - **Stage 1: Selection of rural and urban clusters or enumeration areas.**
 - Sampling frame available at CSA. A complete list of clusters in the country. This is the latest prepared for the upcoming census.
 - Sorted out by rural and urban location for 9 regions and 2 city administrations.
 - Randomly select 300 enumeration areas (2,400/8 interviews per cluster) using PPS (probability proportional to population size)
 - **Stage 2: Selection of households using random walk patterns and a digital map provided by the CSA.**
 - Sampling starting point (SSP) is randomly selected (see map next slide)
 - From the SSP, 4 interviewers walk in four different directions at interval of 5 houses. In case of refusal, at interval of 10 houses.

Random walk pattern: Digital map of clusters: GPS location



How was the sample selected? (cont.)



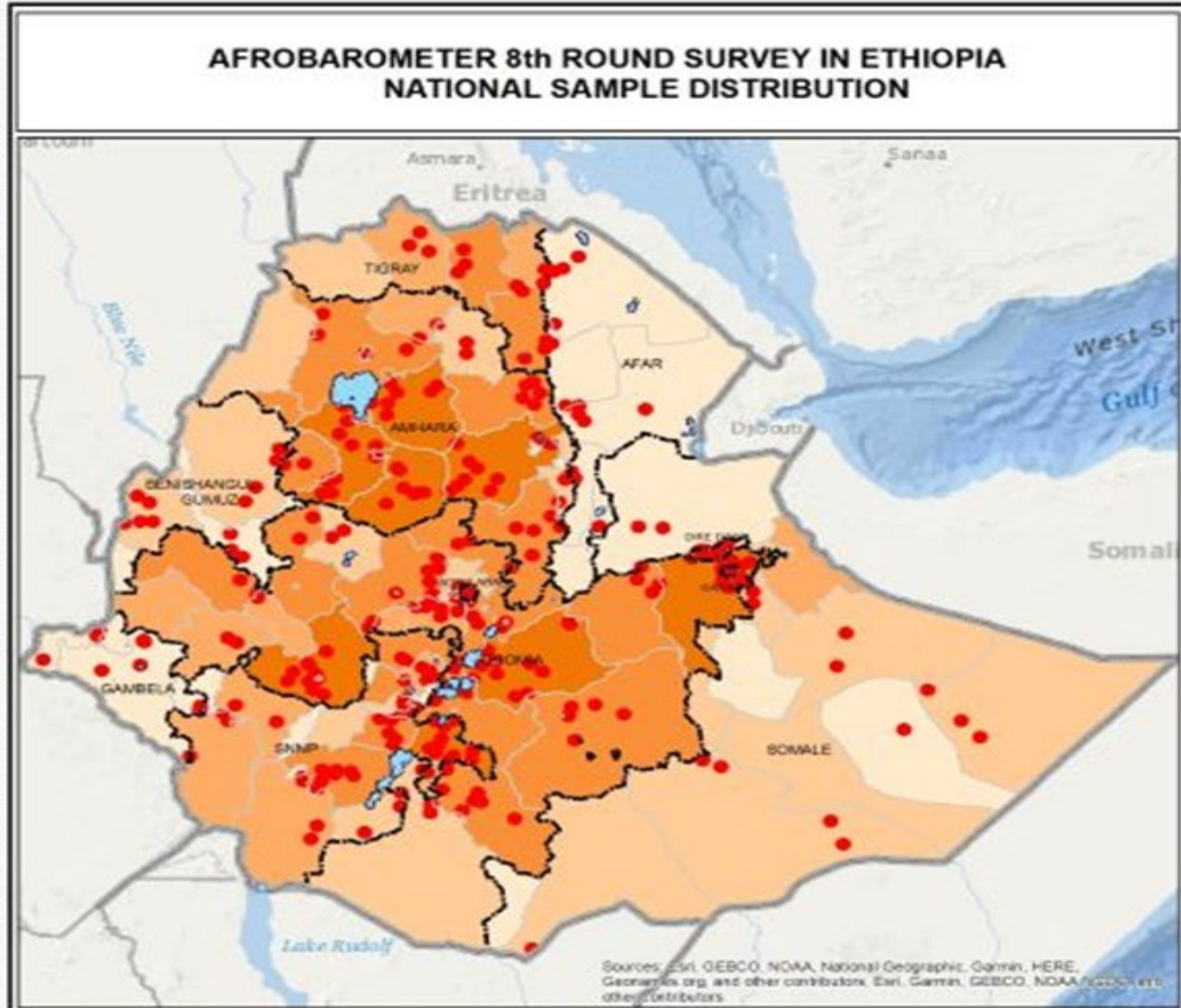
- **Stage 3: Selection of men and women respondents**

- Once at the selected HH, interviewers list male and female members of the HH who are 18 years and above.
- Kish-grid type roster is used to list eligible members.
- The tablet program then randomly selects a respondent.
- If a man is selected in the first HH, a women will be selected in the next, and so forth

- **In that way, the AB sample offers estimates from a representative sample:**

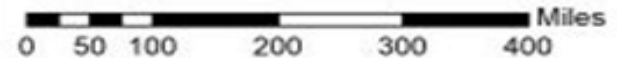
- The characteristics of the population are reflected in the sample: urban and rural areas in 9 regions, 2 city administrations, male and female, adults of all age groups, etc.
- The sample has been RANDOMLY selected at every stage of sampling from stage 1 to 3
- Every adult has an equal and known chance (i.e. calculable, non-zero chance) of being selected.

Distribution of the sample



Legend

| | |
|--------------------------|-------------------------|
| ● Sample Points | Total Population |
| — International Boundary | 28050 - 310935 |
| - - - Region Boundary | 310936 - 719230 |
| — Zone Boundary | 719231 - 1122175 |
| ■ Water Body | 1122176 - 2407805 |
| AFAR Region Name | 2407806 - 4761630 |



Survey demographics

| | |
|---------------------|----------|
| Gender | % |
| Men | 50 |
| Women | 50 |
| Residence | % |
| Urban | 21 |
| Rural | 79 |
| Age | % |
| 18-35 | 59 |
| 36-45 | 20 |
| 46-55 | 11 |
| >55 | 10 |
| Education | % |
| No formal education | 42 |
| Primary | 38 |
| Secondary | 12 |
| Post-secondary | 8 |
| Religion | % |
| Christian | 63 |
| Muslim | 36 |
| Other | 1 |



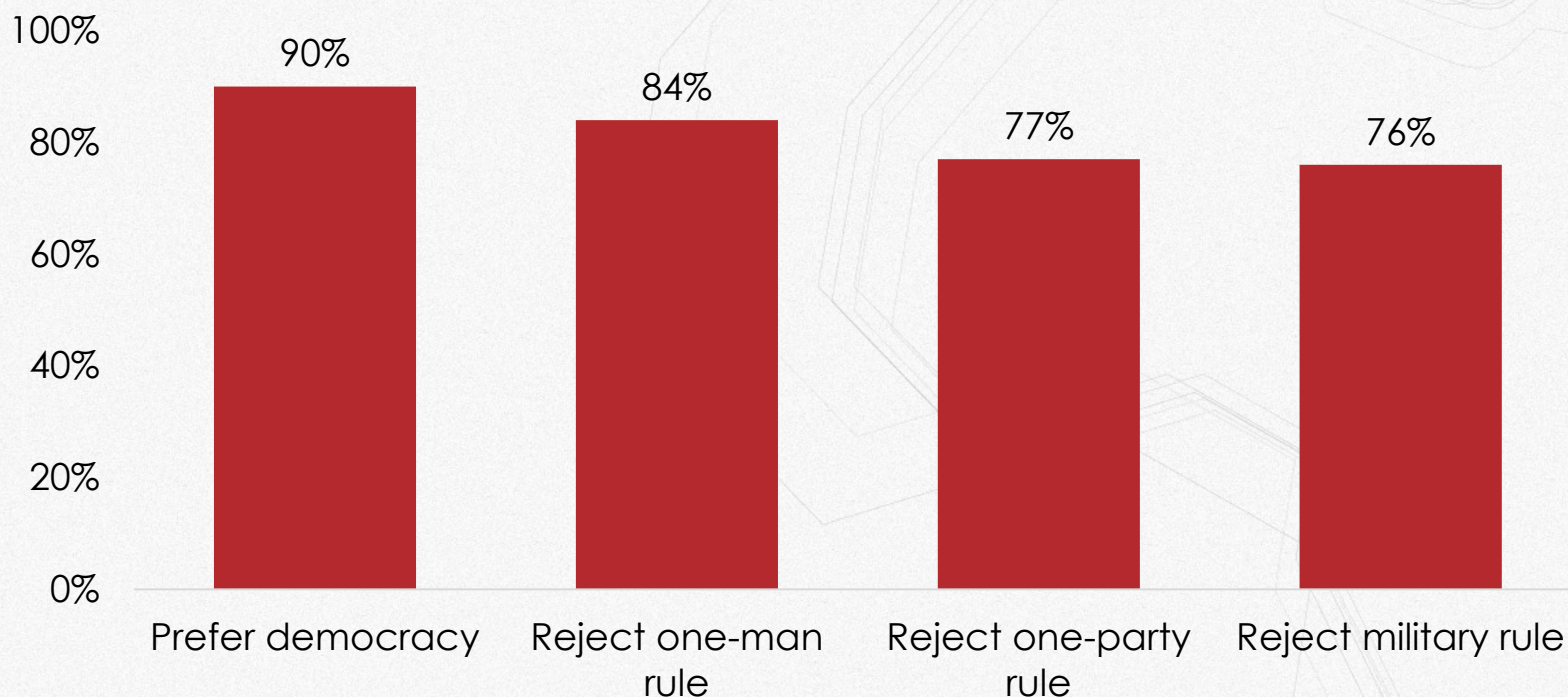


Democracy and accountability

Key findings

- Ethiopians overwhelmingly support democracy (90%) and reject non-democratic regimes such as one-party rule (77%), military rule (76%), and one-man rule (84%).
- A solid majority seek a government accountable to citizens (65%) and a prime minister answerable to Parliament (69%) and limited to two terms (65%).
- Fewer than half (48%) of Ethiopians consider their country “a full democracy” or “a democracy with minor problems.”
- A majority (54%) of Ethiopians say they are not satisfied with the way democracy is working in their country.

Key democracy indicators | Ethiopia | 2020



Respondents were asked:

- Which of the following statements is closest to your own opinion? (% who agree with Statement 1)

Statement 1: Democracy is preferable to any other kind of government.

Statement 2: In some circumstances, a non-democratic government can be preferable.

Statement 3: For someone like me, it doesn't matter what kind of government we have.

- There are many ways to govern a country. Would you disapprove or approve of the following alternatives?

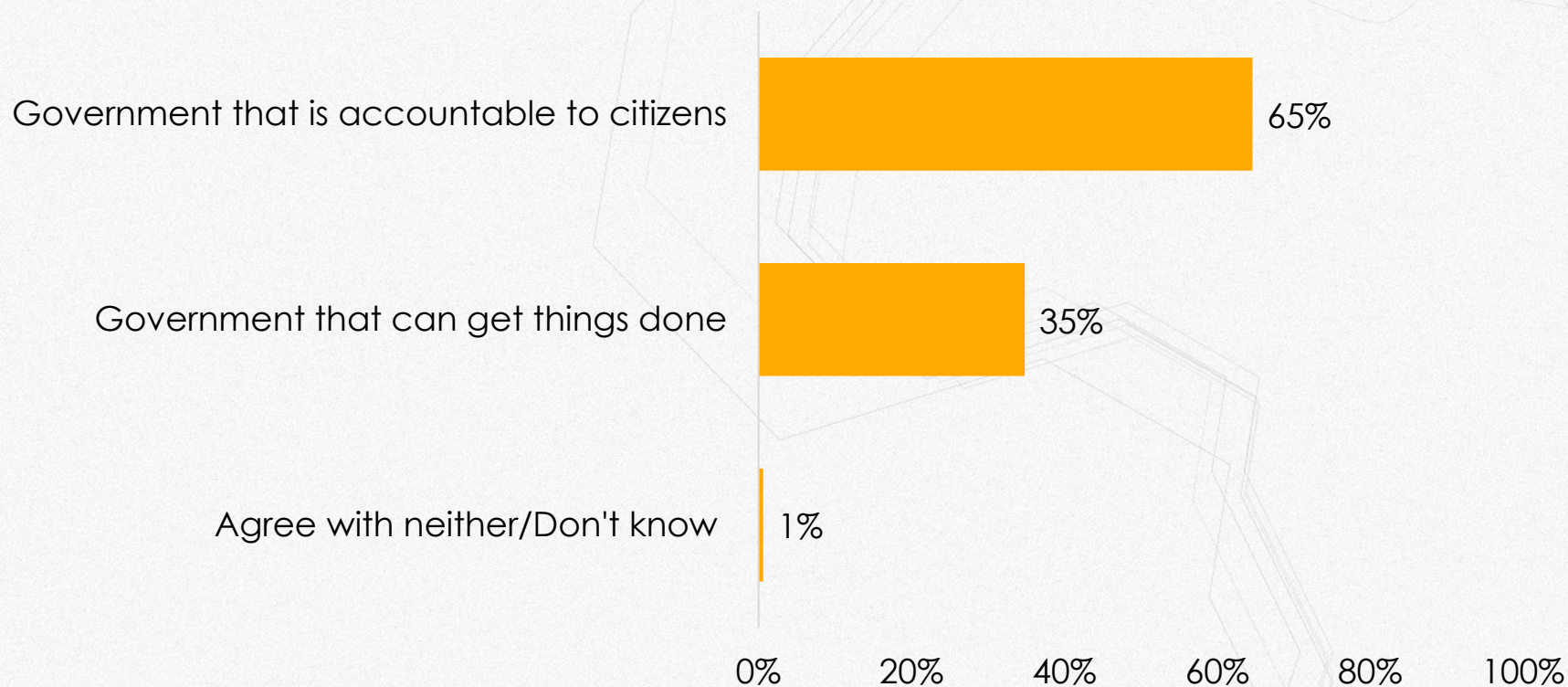
Only one political party is allowed to stand for election and hold office.

The army comes in to govern the country.

Elections and HPR/Parliament are abolished so that the prime minister comes in to govern the country.

(% who "disapprove" or "strongly disapprove" of each alternative)

Government accountability vs. efficiency | Ethiopia | 2020



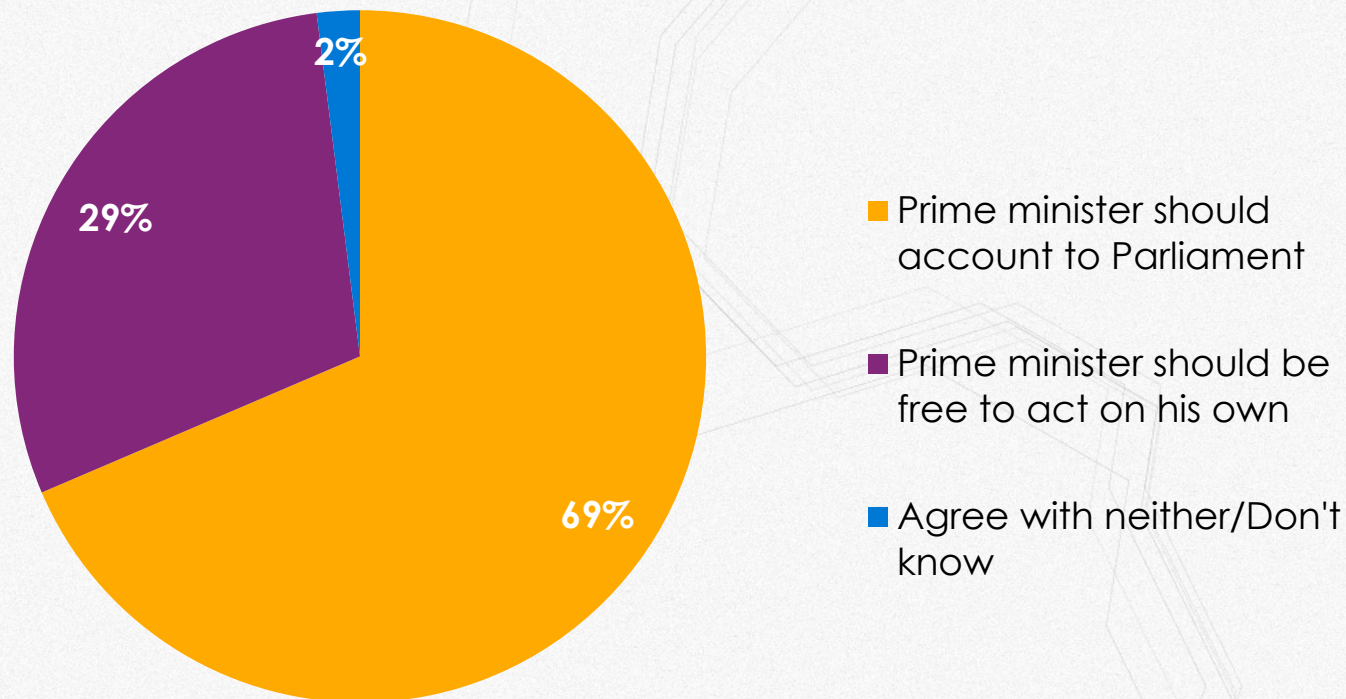
Respondents were asked: Which of the following statements is closest to your view?

Statement 1: It is more important to have a government that can get things done, even if we have no influence over what it does.

Statement 2: It is more important for citizens to be able to hold government accountable, even if that means it makes decisions more slowly.

(% who “agree” or “agree very strongly” with each statement)

Prime minister monitored by Parliament vs. free to act on own | Ethiopia | 2020



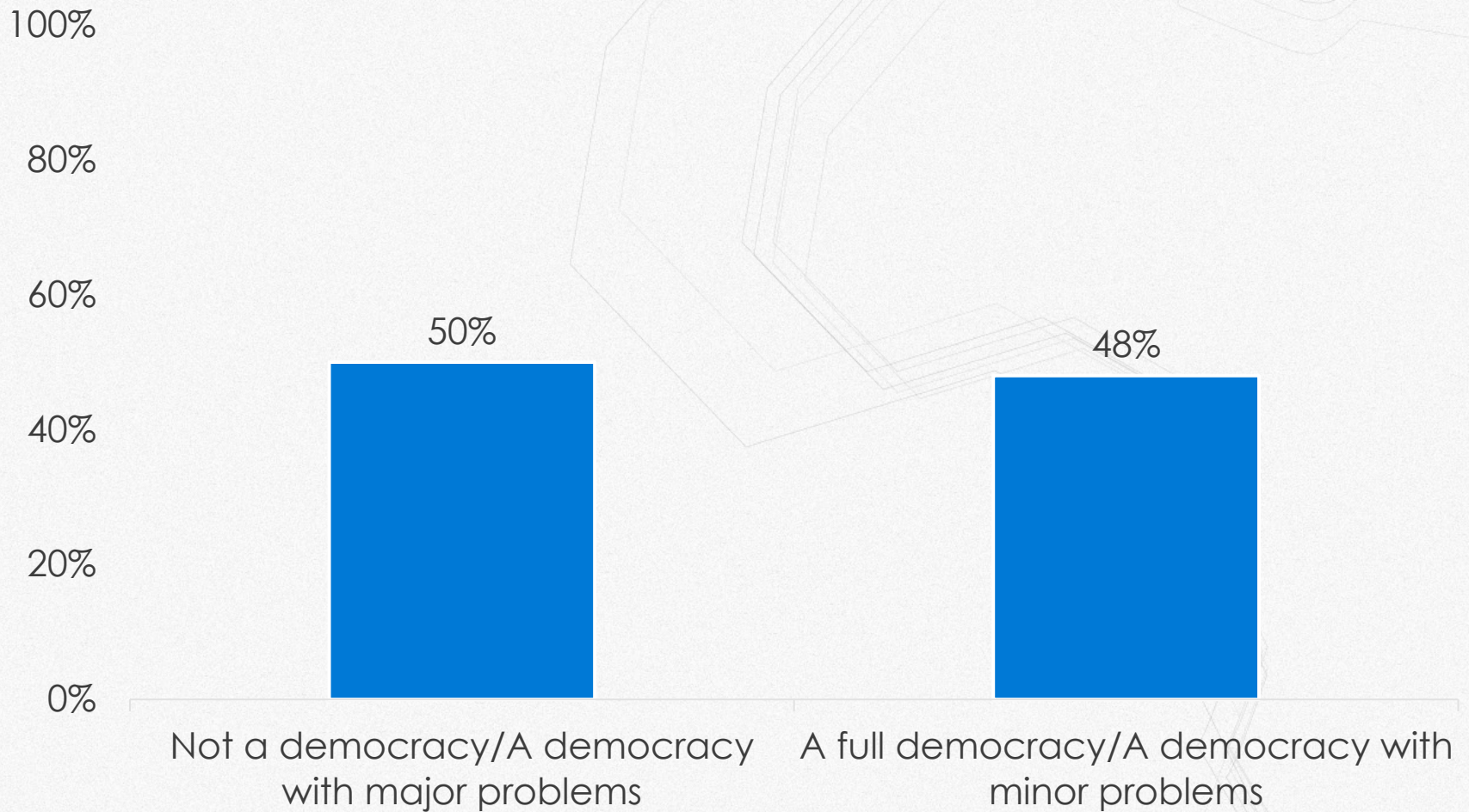
Respondents were asked: Which of the following statements is closest to your view?

Statement 1: The House of Peoples Representative (HPR) should ensure that the prime minister explains to it on a regular basis how his government spends taxpayers' money.

Statement 2: The prime minister should be able to devote his full attention to developing the country rather than wasting time justifying his actions.

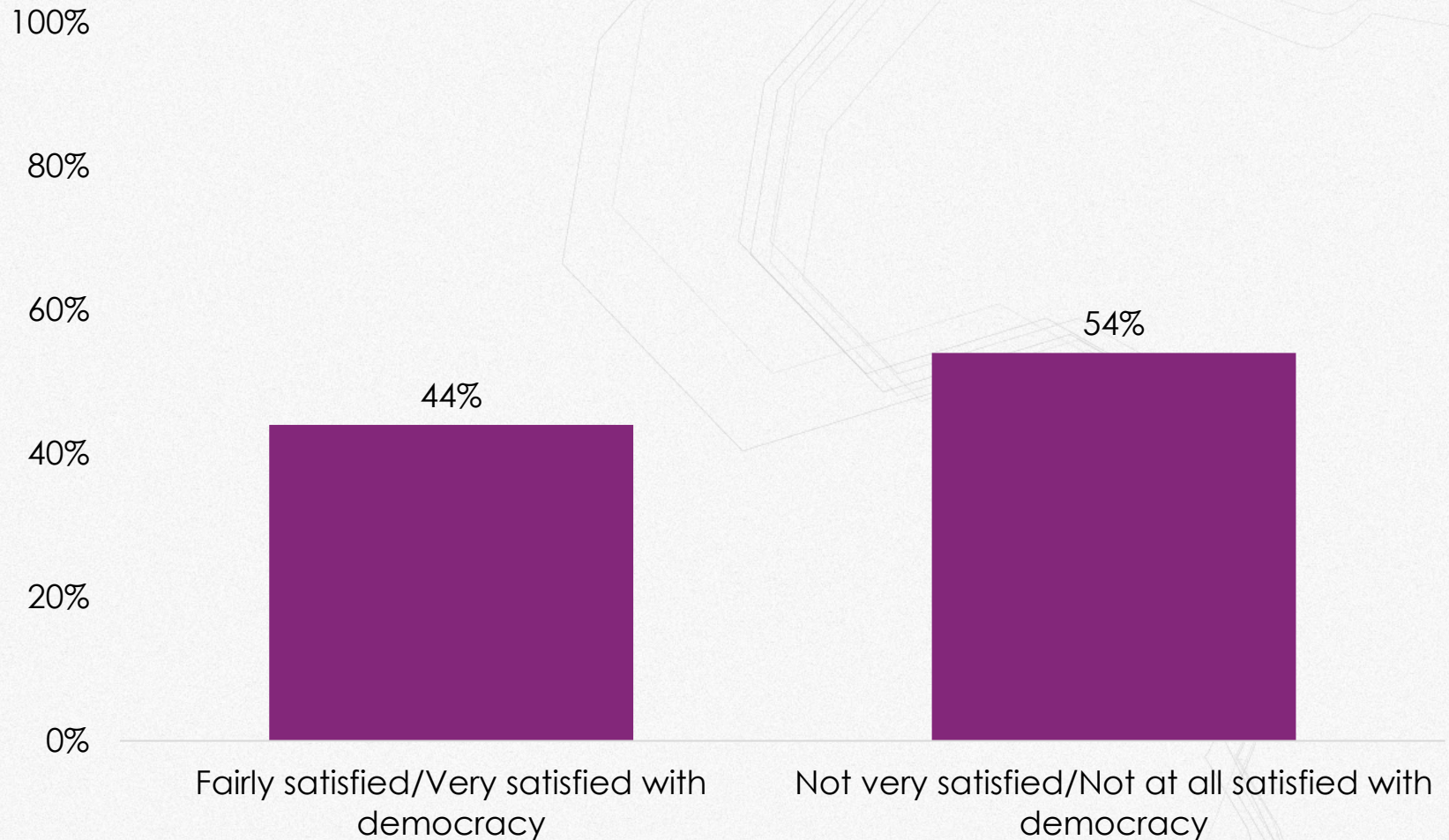
(% who "agree" or "agree very strongly" with each statement)

Extent of democracy | Ethiopia | 2020



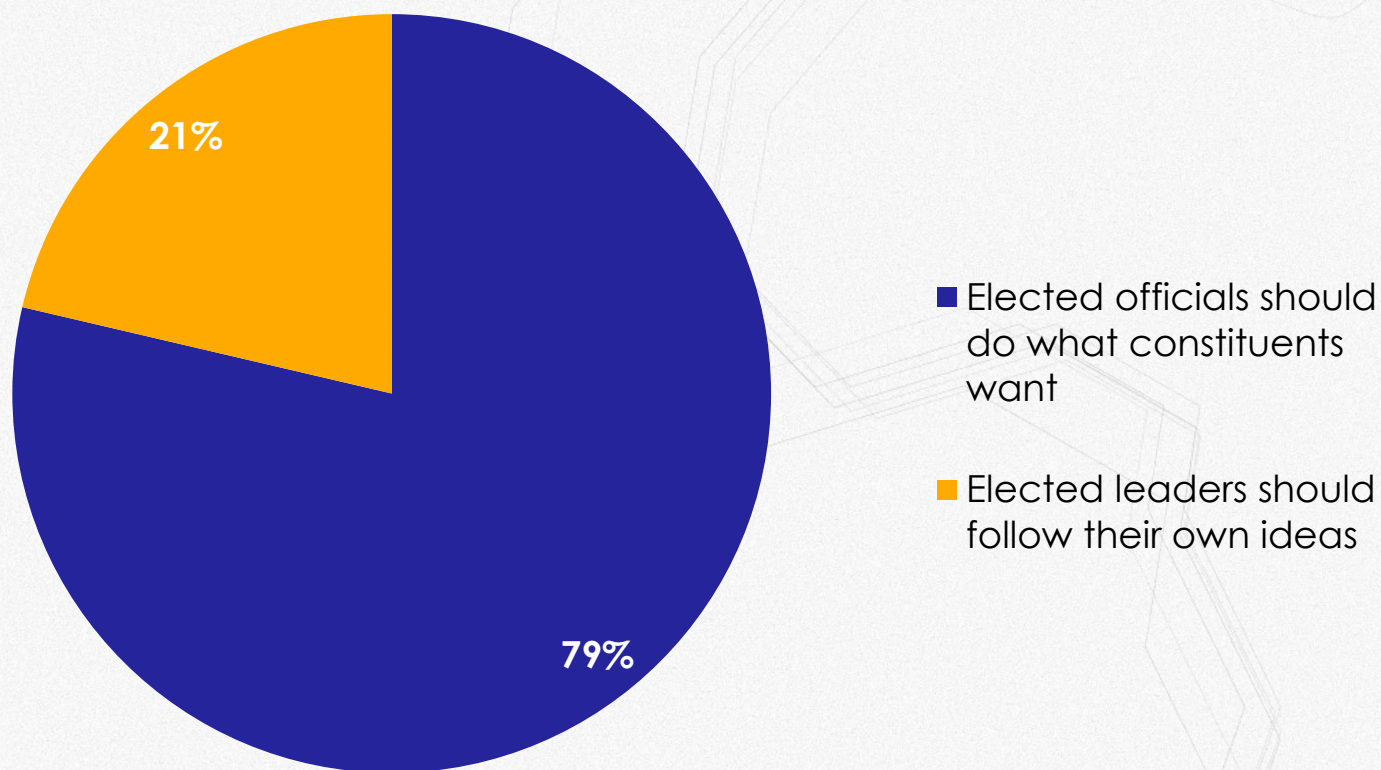
Respondents were asked: *In your opinion, how much of a democracy is Ethiopia today?*

Satisfaction with democracy | Ethiopia | 2020



Respondents were asked: Overall, how satisfied are you with the way democracy works in Ethiopia?

Should elected officials do what constituents want or follow their own ideas? | Ethiopia | 2020



Respondents were asked: Which of the following statements is closest to your view?
Statement 1: Our elected officials should listen to constituents' views and do what they demand.
Statement 2: Our elected leaders should follow their own ideas in deciding what is best for the country.
(% who "agree" or "agree very strongly" with each statement)

Thank you

**Follow our releases
on #VoicesAfrica on
Twitter and
Facebook.**

Do your own analysis of Afrobarometer data – on any question, for any country and survey round. It's easy and free at www.afrobarometer.org/online-data-analysis.