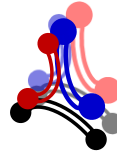




Kingdom of the Netherlands



HATCHILE CONSULT LTD

Social Research and Integrated Business



Kampala, Uganda
10 September 2024

News release

Ugandan women still face barriers to equality in education, employment, and politics, Afrobarometer study shows

Despite progress toward gender equality, Ugandan women continue to face discrimination, harassment, and barriers in various facets of life, Afrobarometer's latest survey reveals.

Survey findings show that Ugandan women are less likely than men to have higher education and paying jobs. Significant minorities report that husbands and relatives prevent women from taking employment and that sexual harassment of women and girls in public spaces, including schools, is common.

And while a majority of citizens support women's equal chance at being elected to public office, the share who espouse this view has declined since Afrobarometer's previous survey in 2022.

Key findings

- In Uganda, women are less likely than men to have progressed to secondary school (39% vs. 49%) (Figure 1).
- Among working-age adults, men are more likely than women to be employed (50% vs. 39%) (Figure 2).
- More than one-third (36%) of citizens report that husbands or other family members "often" or "always" prevent women from taking paid employment (Figure 3).
- More than one-third (35%) of citizens say schoolgirls "often" or "always" face discrimination, harassment, and requests for sexual favours from their teachers (Figure 4).
- More than three-fourths (78%) of Ugandans say women should have the same chance as men of being elected to public office, a 12-percentage-point increase compared to 2012 (66%) but down 6 points since 2022 (84%) (Figure 5).

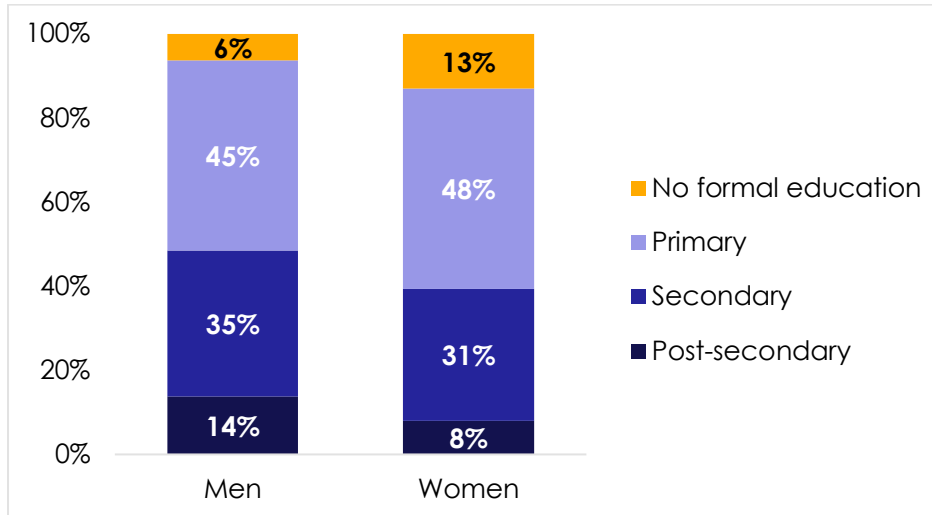
Afrobarometer surveys

Afrobarometer is a pan-African, non-partisan survey research network that provides reliable data on African experiences and evaluations of democracy, governance, and quality of life. Nine survey rounds in up to 42 countries have been completed since 1999. Round 10 surveys were launched in January 2024. Afrobarometer's national partners conduct face-to-face interviews in the language of the respondent's choice.

The Afrobarometer team in Uganda, led by Hatchile Consult Ltd., interviewed a nationally representative sample of 2,400 adult Ugandans in January 2024. A sample of this size yields country-level results with a margin of error of +/-2 percentage points at a 95% confidence level. Previous standard surveys were conducted in Uganda in 2000, 2002, 2005, 2008, 2012, 2015, 2017, 2019, and 2022.

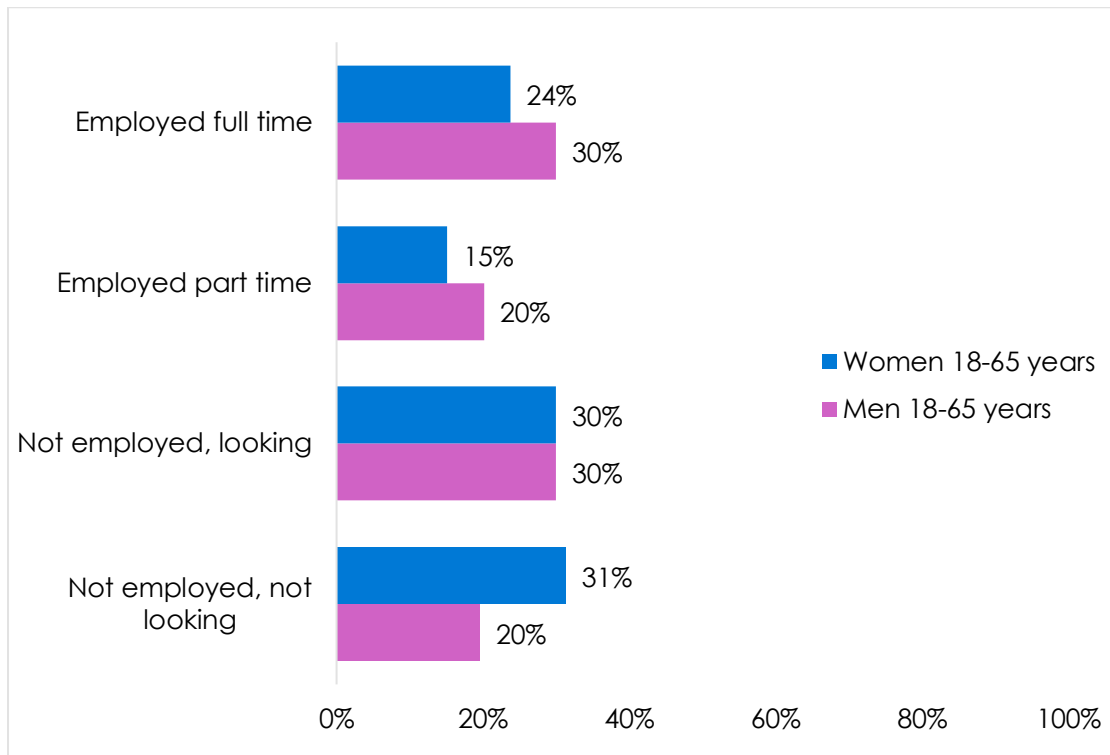
Charts

Figure 1: Level of education | by gender | Uganda | 2024



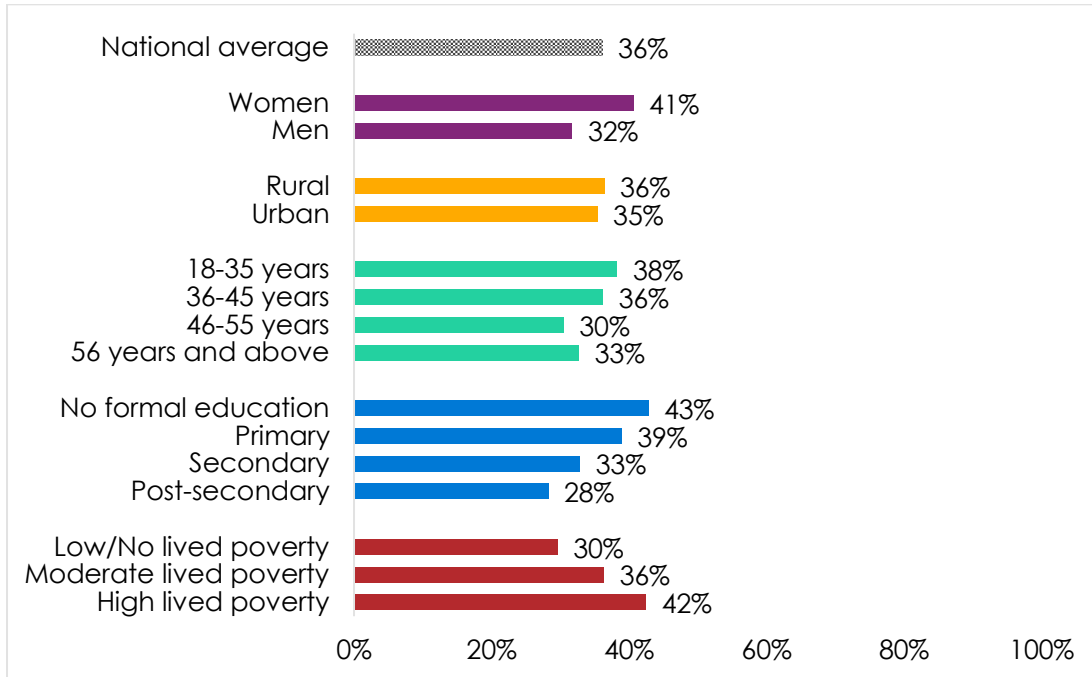
Respondents were asked: What is your highest level of education?

Figure 2: Employment status | 18- to 65-year-olds | by gender | Uganda | 2024



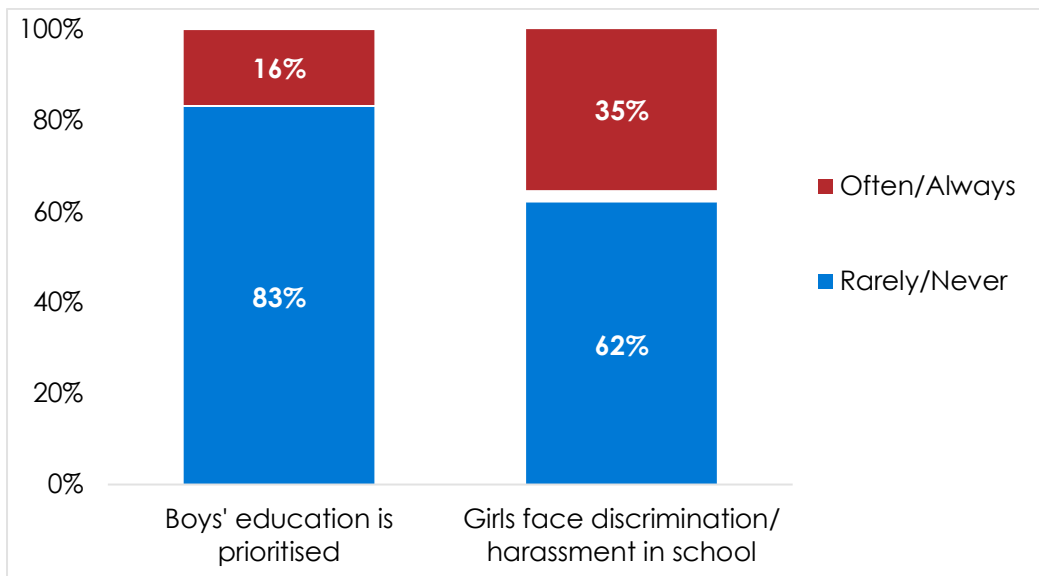
Respondents were asked: Do you have a job that pays a cash income? [If yes:] Is it full time or part time? [If no:] Are you currently looking for a job? (Respondents over age 65 are excluded.)

Figure 3: Women are barred from working by spouses/families | by demographic group | Uganda | 2024



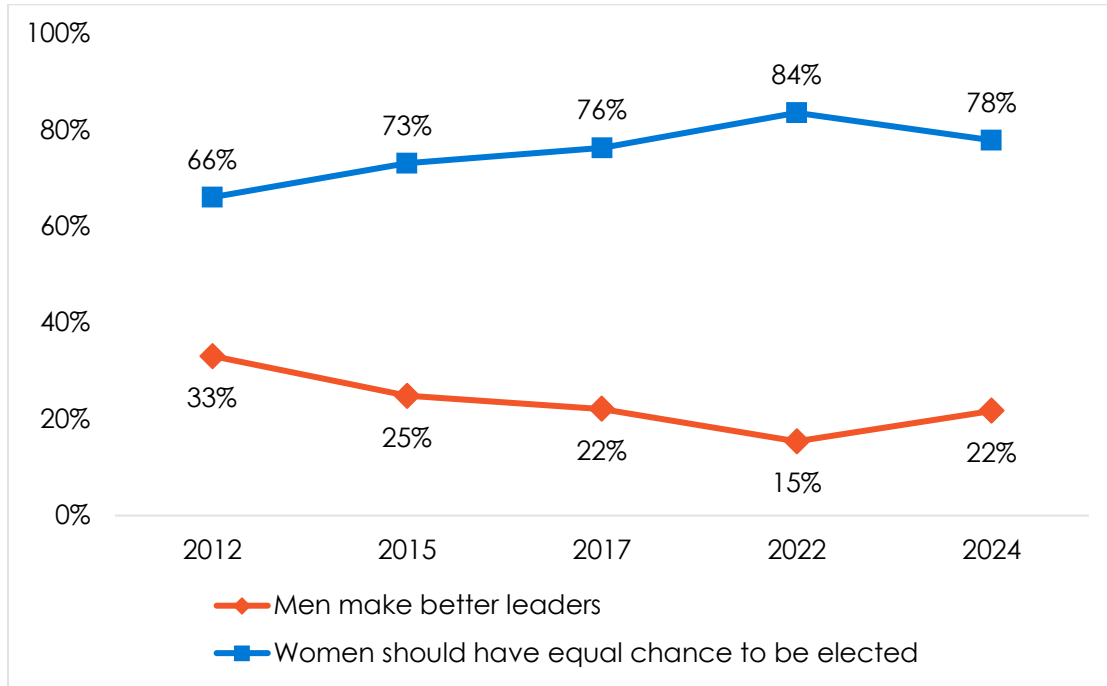
Respondents were asked: How frequently do the following things occur in your community: Women are prevented by their spouses or other family members from taking paid employment? (% who say “often” or “always”)

Figure 4: Discrimination and harassment in education | Uganda | 2024



Respondents were asked: How frequently do the following things occur in your community:
 Girls are prevented from attending school because their families prioritise the education of boys?
 Girl students face discrimination, harassment, or requests for sexual favours from their teachers?

Figure 5: Should women have an equal chance to be elected? | Uganda
 | 2012-2024



Respondents were asked: Which of the following statements is closest to your view?
 Statement 1: Men make better political leaders than women and should be elected rather than women.
 Statement 2: Women should have the same chance of being elected to political office as men.
 (% who "agree" or "strongly agree" with each statement)

For more information, please contact:

Hatchile Consult Ltd.
 Francis Kibirige
 Telephone: +256 414 233 847, +256 771 756 465, +256 751 932 082
 Email: fkibirige@afrobarometer.org , francis@hatchileconsult.com

Visit us online at:
www.hatchileconsult.com
www.afrobarometer.org

Follow our releases on #VoicesAfrica.

