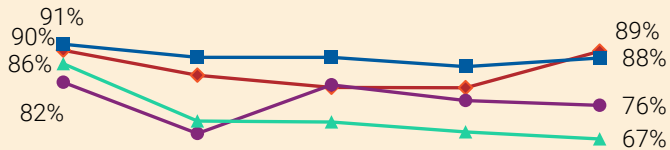


# Democracy in Ghana | The people's perspective



## Demand for democracy

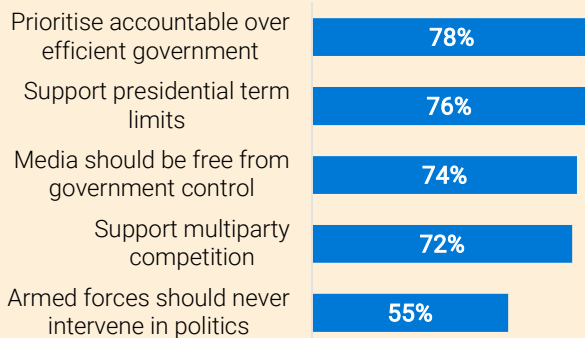
Support democracy, reject authoritarian alternatives



2012 2014 2017 2019 2022

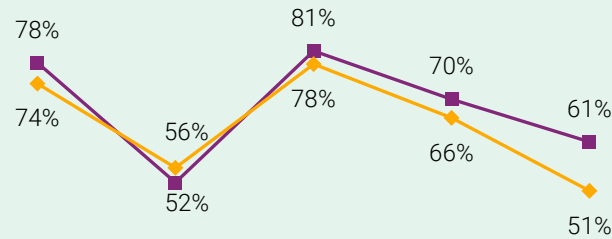
- Reject one-party rule
- Reject one-man rule
- Prefer democracy to any other kind of government
- Reject military rule

## Views on democratic norms and practices



## Supply of democracy

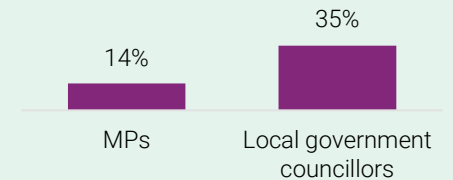
Extent of and satisfaction with democracy



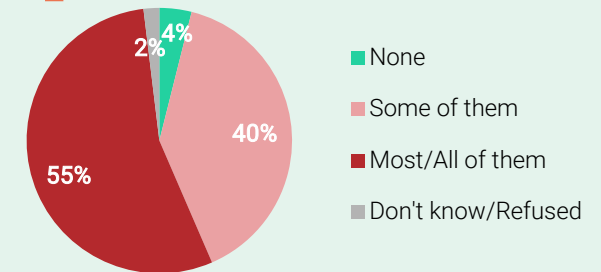
2012 2014 2017 2019 2022

- Country is a democracy (full or with minor problems)
- Fairly/Very satisfied with how democracy is working

Elected officials often/always listen to citizens

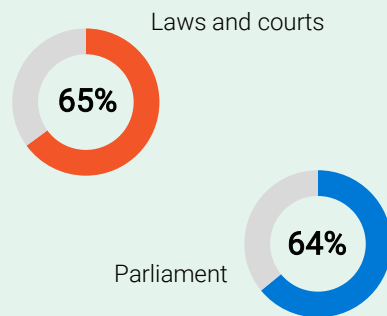


## Corruption in the Presidency



## Rule of law

President rarely/never ignores ...



## Political freedoms (somewhat/completely free)



In Round 9, national partner Ghana Center for Democratic Development interviewed 2,400 adult Ghanaians in April 2022. Results have a margin of error of +/-2 percentage points at a 95% confidence level. More at [www.afrobarometer.org](http://www.afrobarometer.org).



Data for Governance Alliance  
African voices for African policy

AFRO  
BAROMETER  
Let the people have a say