

Addis Ababa, Ethiopia
27 March 2024

News release

Ethiopians report worsening economic conditions, increased poverty levels, Afrobarometer survey shows

A majority of Ethiopians describe the country's economic condition as bad, and fewer than half expect things to get better during the coming year, the latest Afrobarometer survey shows.

The proportion of citizens who are satisfied with their personal living conditions declined by 13 percentage points compared to 2020, from 51% to 38%.

More than half of the population experienced moderate or high levels of lived poverty during the past year, frequently go without a cash income, enough clean water, medical care, and other basic necessities.

Key findings

- About two-thirds (65%) of Ethiopians describe the country's economic condition as "fairly bad" or "very bad," up from 44% in 2020 (Figure 1).
- About the same majority (64%) say economic conditions in the country have gotten "worse" or "much worse" over the past year (Figure 2).
 - About four in 10 (42%) expect things to improve over the next 12 months, while about the same proportion (39%) think they will get worse.
- Only 38% of citizens describe their personal living conditions as "fairly good" or "very good," a 13-percentage-point decline since 2020, while 47% say they are bad (Figure 3).
- Almost nine out of 10 Ethiopians (87%) went without a cash income at least once during the previous year, including 37% who did so "often" or "always" (Figure 4).
 - One in four often/always went without enough clean water (26%) and medical care (26%), while frequent shortages of food and cooking fuel affected 18% and 11%, respectively.
- Six in 10 Ethiopians (61%) experienced moderate or high levels of lived poverty during the past year, up from 54% recorded in 2020 (Figure 5). About one-third (34%) experienced low levels of lived poverty, while only 6% did not experience any shortages of basic necessities.

Afrobarometer surveys

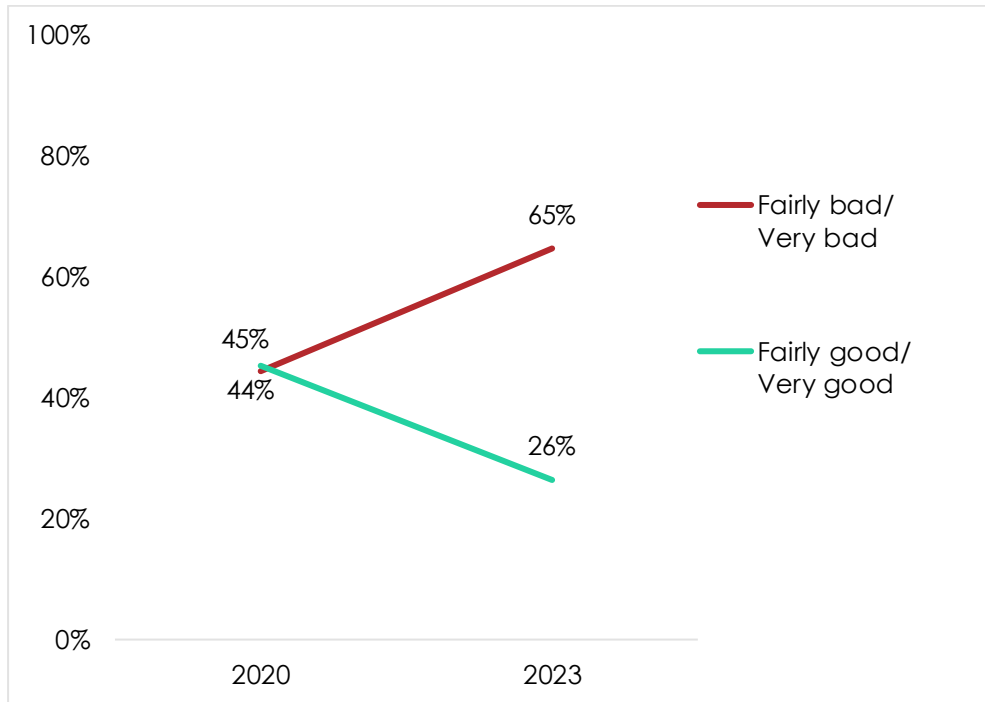
Afrobarometer is a pan-African, nonpartisan survey research network that provides reliable data on African experiences and evaluations of democracy, governance, and quality of life. Nine rounds of surveys have been conducted in up to 42 countries since 1999. Round 9 surveys (2021/2023) cover 39 countries. Afrobarometer conducts face-to-face interviews in the language of the respondent's choice.

With support from the U.S. Agency for International Development (USAID), the Afrobarometer team in Ethiopia, led by ABCON – Research & Consulting, interviewed 2,400 adult Ethiopians between 25 May and 22 June 2023. A sample of this size yields country-level results with a

margin of error of +/-2 percentage points at a 95% confidence level. A previous survey was conducted in Ethiopia in 2020.

Charts

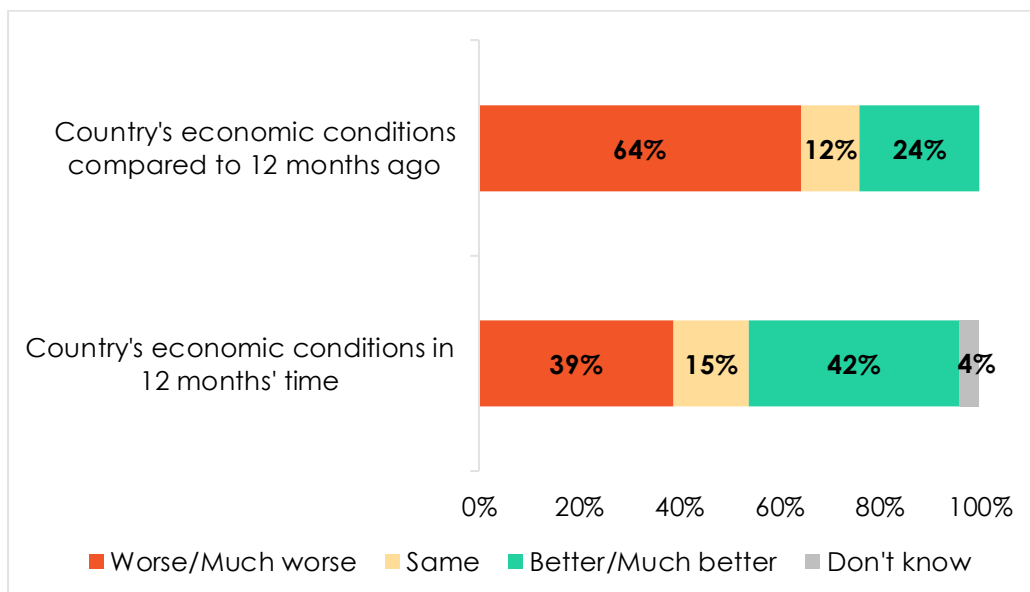
Figure 1: Country's economic condition | Ethiopia | 2020-2023



Respondents were asked: *In general, how would you describe the present economic condition of the country?*

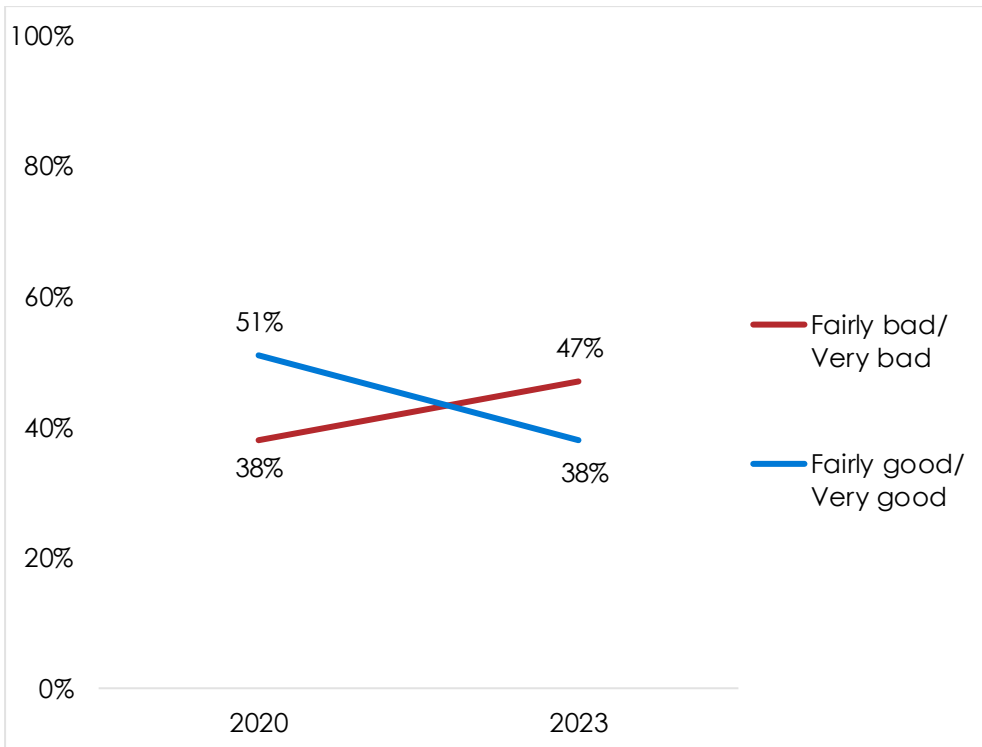
Figure 2: Retrospective and prospective assessments of economic conditions

| Ethiopia | 2023



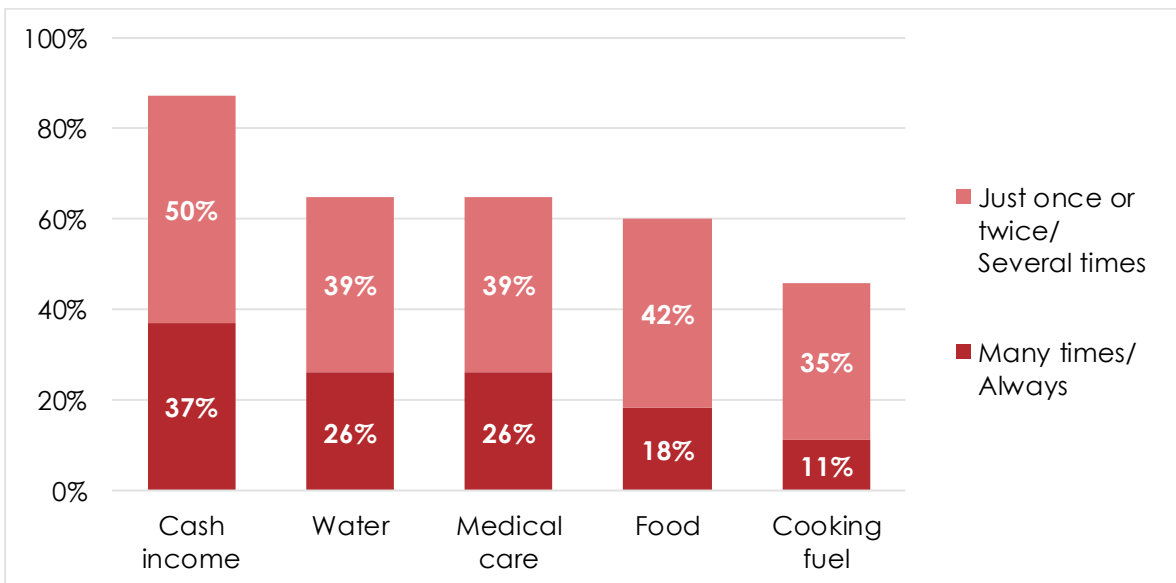
Respondents were asked: *Looking back, how do you rate economic conditions in this country compared to 12 months ago? Looking ahead, do you expect economic conditions in this country to be better or worse in 12 months' time?*

Figure 3: Personal living conditions | Ethiopia | 2020-2023



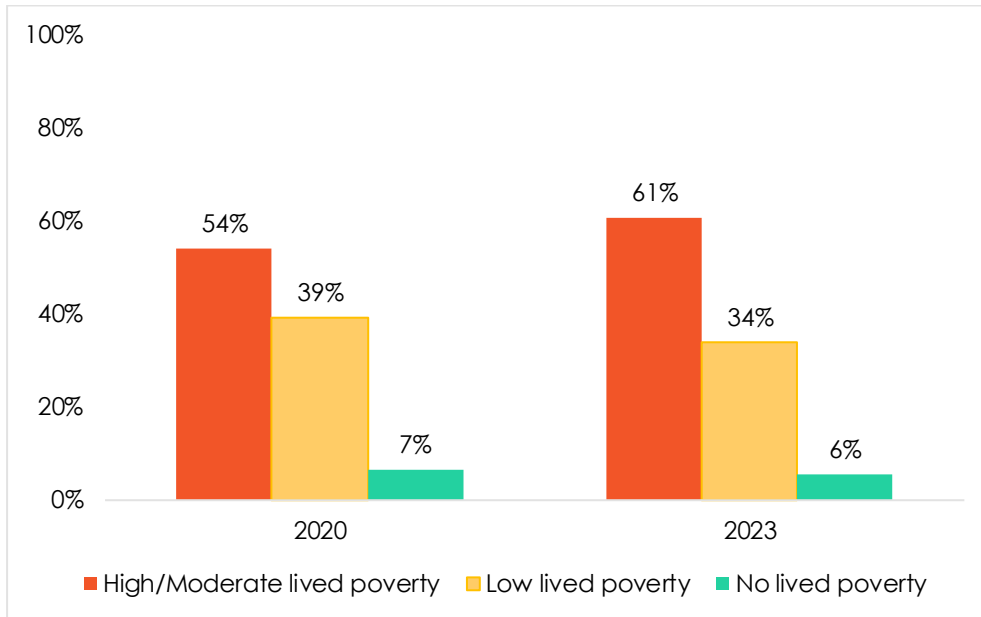
Respondents were asked: *In general, how would you describe your personal living conditions?*

Figure 4: Went without basic necessities in the past year | Ethiopia | 2023



Respondents were asked: *Over the past year, how often, if ever, have you or anyone in your family gone without: Enough food to eat? Enough clean water? Medicines or medical treatment? Enough fuel to cook your food? A cash income?*

Figure 5: Levels of lived poverty | Ethiopia | 2020-2023



Respondents were asked: Over the past year, how often, if ever, have you or anyone in your family gone without: Enough food to eat? Enough clean water? Medicines or medical treatment? Enough fuel to cook your food? A cash income?

Lived Poverty Index scores are calculated by averaging responses to the five questions about going without basic necessities.

For more information, please contact:

Mulu Teka
 National investigator
 ABCON – Research & Consulting
 Tel +251973077414 , +251115531470, +251115521696, +251115537061
mulu.mtg@gmail.com / info@abconltd.et
 Addis Ababa, Ethiopia

Visit us online at:
www.afrobarometer.org
www.abconltd.et

Follow our releases on #VoicesAfrica.

