

Summary of results

Afrobarometer Round 9
survey in Ethiopia

Compiled by ABCON
Research & Consulting

Afrobarometer Round 9

Summary of results for Ethiopia, 2023

Afrobarometer, a nonprofit corporation with headquarters in Ghana, is a pan-African, nonpartisan survey research network that provides reliable data on Africans' experiences and evaluations of democracy, governance, and quality of life. Nine rounds of surveys have been completed in up to 42 countries since 1999. Round 9 surveys (2021/2023) cover 39 countries. Afrobarometer's national partners conduct face-to-face interviews in the language of the respondent's choice with nationally representative samples.

Regional coordination of national partners in about 35 countries is provided by the Ghana Center for Democratic Development (CDD-Ghana), the Institute for Justice and Reconciliation (IJR) in South Africa, and the Institute for Development Studies (IDS) at the University of Nairobi in Kenya. Michigan State University (MSU) and the University of Cape Town (UCT) provide technical support to the network.

The Afrobarometer national partner in Ethiopia, ABCON Research & Consulting, interviewed a nationally representative, random, stratified probability sample of 2,400 adult Ethiopians between May 25 and June 22, 2023. A sample of this size yields country-level results with a margin of error of +/-2 percentage points at a 95% confidence level. Previous surveys have been conducted in Ethiopia in 2013 and 2020. IDS provided technical backstopping for the survey. Technical details of the survey, including descriptions of stratification and household selection, translation languages, and related information, can be found in the survey Technical Information Form that follows.

Below is an outline of the survey findings from all the questions posed to respondents. We also present the findings by some critical demographics such as gender and place of residence (urban-rural). In addition, responses to all questions in the survey can be disaggregated by age, education level, and other demographic variables. Visit our free online data analysis facility at <http://afrobarometer.org/online-data-analysis/analyse-online>.

Financial support for Afrobarometer is provided by Sweden via the Swedish International Development Cooperation Agency, the U.S. Agency for International Development (USAID) via the U.S. Institute of Peace, the Mo Ibrahim Foundation, the Open Society Foundations - Africa, Luminare, the William and Flora Hewlett Foundation, the Bill & Melinda Gates Foundation, the Mastercard Foundation, the David and Lucile Packard Foundation, the European Union Commission, the World Bank Group, the Ministry of Foreign Affairs of Finland, the Embassy of the Kingdom of the Netherlands in Uganda, the Embassy of Sweden in Zimbabwe, the Global Centre for Pluralism, and GIZ.

Contact information:

For more information, please visit www.afrobarometer.org or contact:

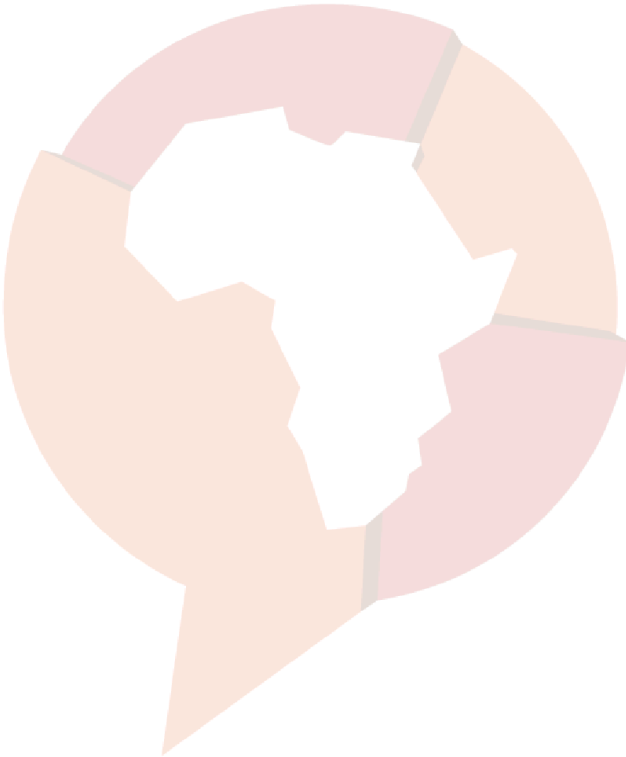
Mulu Teka
Principal researcher and director
ABCON Research & Consulting

Table of contents

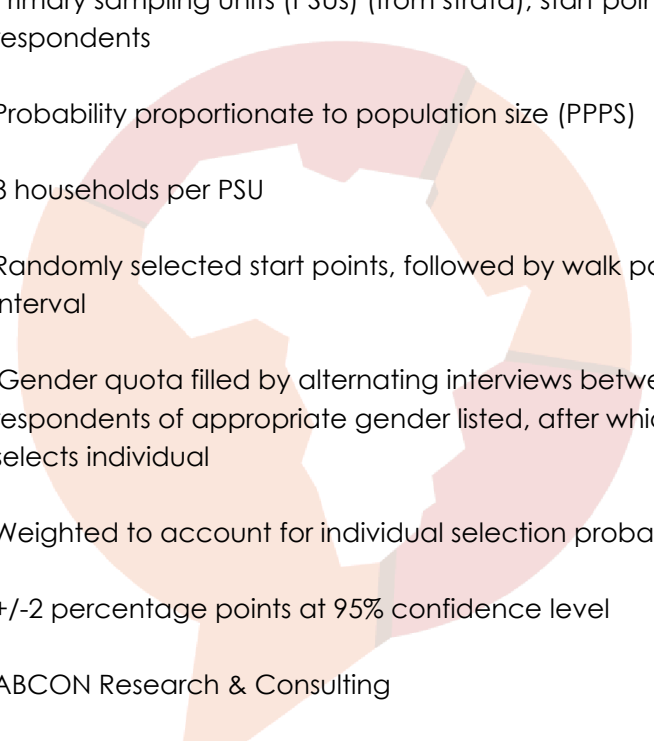


Technical information form.....	4
Respondents and their households.....	5
Country's overall direction and most important problems.....	11
COVID-19.....	14
Economic life.....	18
Development and international relations.....	22
Democracy and politics.....	24
Responsive and transparent government.....	28
Freedoms.....	32
Citizenship and participation.....	33
Rule of law.....	36
Elections.....	38
Institutions and leaders.....	41
Corruption.....	44
Public services & government performance.....	47
Services and facilities in the enumeration area.....	47
Citizens' experiences with public services.....	50
Government performance.....	55
Gender equality and gender-based violence.....	59
Child welfare.....	63
Identity, society, and pluralism.....	65
Security, crime, and the police.....	70
Climate change and the environment.....	73


Media..... 79
Country-specific questions..... 82
Other..... 87



Technical information form



Universe:	Citizens of Ethiopia who are 18 years and older
Sample design:	Nationally representative, random, clustered, stratified, multi-stage area probability sample
Stratification:	Region and urban-rural location
Stages:	Primary sampling units (PSUs) (from strata), start points, households, respondents
PSU selection:	Probability proportionate to population size (PPPS)
Cluster size:	8 households per PSU
Household selection:	Randomly selected start points, followed by walk pattern using 5/10 interval
Respondent selection:	Gender quota filled by alternating interviews between men and women; respondents of appropriate gender listed, after which computer randomly selects individual
Weighting:	Weighted to account for individual selection probabilities
Margin of error:	+/-2 percentage points at 95% confidence level
Fieldwork by:	ABCON Research & Consulting
Survey languages:	Afan Oromoo, Af-Soomaali, Amharic, Sidaamu Afoo, and Tigirgna
Main researchers:	Mulu Teka (national investigator) and Abel Tesfaye
Outcome rates:	Contact rate: 99% Cooperation rate: 89% Refusal rate: 1% Response rate: 87%
Dates of fieldwork:	25 May-22 June 2023
Sample size:	2,400
Sampling frame:	Pre-census frame 2018/19 and projected adult population 2022, ESS
EA substitution rate:	5%



Note: All figures in the following tables are percentages, rounded to one decimal place. Due to rounding, columns may not add up to exactly 100.0%. (Please note that Afrobarometer's general practice in most analysis and publications is to report findings rounded to whole numbers.) Readers are reminded that the sample size in Ethiopia of 2,400 yields a margin of sampling error of +/-3 percentage points at a 95% confidence level. A dash ("-") or blank cell indicates that there were no responses in this category. For Questions 1 through 97, weighted frequency distributions are reported.

This presentation of findings does NOT reflect the order in which survey questions were asked during the interview. We have numbered the questions as in the questionnaire but have ordered them by topic. To see the questionnaire, please visit www.afrobarometer.org.

Respondents and their households

Demographic distribution of the sample

	Unweighted	Weighted
Gender		
Men	50.0%	51.4%
Women	50.0%	48.6%
Location		
Urban	37.7%	33.9%
Rural	62.3%	66.1%
Region		
Tigray	6.0%	6.0%
Afar	4.3%	1.4%
Amhara	18.3%	27.0%
Oromia	24.0%	31.1%
Somale	5.7%	5.5%
Benishangul Gumuz	4.3%	1.3%
Snnp	10.0%	12.9%
Gambela	4.3%	0.4%
Hareri	4.3%	0.3%
Addis Ababa	5.3%	5.4%
Dire Dawa Astedadar	4.3%	0.5%
Sidama	4.7%	4.5%
South West Ethiopia Peoples	4.3%	3.4%
Education		
No formal education	32.3%	33.8%
Primary	35.2%	35.6%
Secondary	18.5%	18.0%
Post-secondary	14.0%	12.7%
Religion		
Christian	60.5%	62.7%
Muslim	38.8%	36.9%

	Other	0.6%	0.4%
--	-------	------	------



Q1. How old are you?

	Urban	Rural	Men	Women	Total
18-25 years	30.2	34.7	27.9	38.7	33.2
26-35 years	34.7	26.6	26.8	32.0	29.3
36-45 years	16.9	18.8	19.1	17.1	18.1
46-55 years	9.7	9.4	11.5	7.4	9.5
56-65 years	6.6	6.7	9.1	4.2	6.7
Over 65 years	1.9	3.9	5.7	0.6	3.2
Don't know					

Q2. What is the primary language you speak in your home now?

	Urban	Rural	Men	Women	Total
English					
Afan Oromo	26.1	30.6	29.2	28.9	29.1
Amharic	48.7	32.3	37.2	38.6	37.9
Somaligna	4.4	6.0	5.1	5.9	5.5
Tigrigna	6.5	6.0	6.6	5.7	6.2
Sidamigna	2.1	5.0	4.1	3.9	4.0
Guragigna	0.7	1.6	1.4	1.2	1.3
Silte	1.2	1.0	0.7	1.4	1.1
Welayitigna	2.6	3.4	3.0	3.3	3.1
Hadiyagna	1.2	2.3	2.0	1.9	1.9
Kembatigna	1.1	0.0	0.4	0.3	0.4
Gedogna		1.7	1.2	1.0	1.1
Gamogna	0.9	1.3	1.2	1.1	1.1
Kafficho	0.6	1.4	1.2	1.1	1.2
Afarigna	0.8	1.3	1.1	1.3	1.2
Adergigna orHarari	0.1		0.0	0.1	0.0
Agnwakigna	0.1	0.6	0.5	0.4	0.4
Mejengegna		0.0	0.1		0.0
Shinashigna		0.0	0.0	0.0	0.0
Bertagan	0.2	0.7	0.5	0.5	0.5
Dawurogna	0.5	0.6	0.6	0.5	0.6
Derashigna		0.7	0.5	0.4	0.4
Hamerigna		0.9	0.6	0.6	0.6
Other	2.0	2.5	2.7	2.0	2.3

Q84A. What is your ethnic community or cultural group?

	Urban	Rural	Men	Women	Total
Oromo	29.2	31.0	30.5	30.4	30.4
Amhara	31.3	31.0	30.2	32.1	31.1
Somali	4.7	5.9	5.0	6.0	5.5
Tigraway	7.3	6.0	7.0	5.8	6.4
Sidama	2.3	5.1	4.3	3.9	4.1

Guragie	4.8	2.0	2.9	3.0	2.9
Silte	2.3	1.1	1.2	1.8	1.5
Welayta	3.1	3.6	3.2	3.6	3.4
Hadiya	1.8	2.2	2.1	2.0	2.1
Kembata	1.4	0.1	0.6	0.4	0.5
Gedeo		1.7	1.3	0.9	1.1
Gamo	1.0	1.3	1.2	1.1	1.2
Afar	1.8	3.3	2.8	2.8	2.8
Adere or Harari	0.6		0.3	0.1	0.2
Agnwak	0.0	0.0	0.0	0.0	0.0
Dinka	0.0	0.2	0.1	0.1	0.1
Shinasha		0.1	0.1	0.0	0.0
Berta	0.2	0.4	0.5	0.2	0.4
Bench	0.2	0.2	0.2	0.2	0.2
Dawuro	0.5	0.7	0.6	0.6	0.6
Dershe		0.8	0.6	0.5	0.5
Hamer		0.9	0.6	0.6	0.6
Kimant	1.4		0.6	0.3	0.5
Menti	0.0	0.4	0.3	0.2	0.3
Ethiopian only, or "doesn't think of self in those terms"	3.1	0.3	1.2	1.3	1.2
Other	2.6	1.9	2.4	1.9	2.2
Don't know	0.0	0.0		0.0	0.0

Q94. What is your highest level of education?

	Urban	Rural	Men	Women	Total
No formal schooling	12.9	36.5	23.4	33.9	28.5
Informal schooling only (including Koranic schooling)	2.9	6.5	5.6	4.9	5.3
Some primary schooling	18.9	26.7	24.8	23.2	24.0
Primary school completed	10.2	12.2	10.7	12.4	11.5
Intermediate school or Some secondary school / high school	12.4	6.5	9.4	7.6	8.5
Secondary school / high school completed	15.0	6.6	10.1	8.7	9.4
Post-secondary qualifications, other than university e.g. a diploma or degree from a polytechnic or college	10.8	3.7	7.4	4.7	6.1
Some university	2.5	0.4	0.8	1.4	1.1
University completed	11.1	0.9	6.1	2.5	4.4
Post-graduate	3.3		1.6	0.6	1.1
Don't know		0.0	0.0		0.0

Q95. What is your religion, if any?

	Urban	Rural	Men	Women	Total
None	0.0	0.1	0.0	0.1	0.1
Christian only (i.e., respondents says only "Christian", without identifying a specific sub-group)	8.9	9.3	8.2	10.2	9.2
Roman Catholic	0.4	0.6	0.6	0.4	0.5
Orthodox	48.2	35.8	42.6	37.3	40.0
Coptic	0.2		0.1	0.1	0.1
Lutheran	0.2			0.1	0.1
Presbyterian	0.9	0.4	0.4	0.8	0.6
Baptist	2.7	0.9	1.3	1.7	1.5
Mennonite		0.0		0.0	0.0
Evangelical	4.6	8.5	7.3	7.1	7.2
Pentecostal (e.g., "Born Again" and/or "Saved")	2.7	2.6	2.7	2.7	2.7
Seventh Day Adventist		0.4	0.3	0.2	0.2
Muslim only (i.e., respondents says only "Muslim", without identifying a specific sub-group)	29.5	40.2	35.5	37.7	36.6
Sunni only (i.e., respondents says only "Sunni" or "Sunni Muslim", without identifying a specific sub-group)	0.4	0.2	0.1	0.3	0.2
Ismaeli	0.1	0.0	0.1		0.1
Traditional / ethnic religion		0.3	0.3	0.2	0.2
Agnostic (Do not know if there is a God)		0.0		0.0	0.0
Church of Christ	1.2	0.4	0.2	1.1	0.6
Other		0.2	0.2	0.0	0.1
Refused	0.0		0.0		0.0

Q90A. Which of these things do you personally own? [If "No":] Does anyone else in your household own one: Radio?

	Urban	Rural	Men	Women	Total
No, no one in the household owns	41.5	42.7	37.4	47.5	42.3
Someone else in household owns	25.4	24.8	22.0	28.2	25.0
Yes (personally owns)	33.1	32.4	40.6	24.2	32.6
Don't know	0.1	0.1	0.1	0.1	0.1

Q90B. Which of these things do you personally own? [If "No":] Does anyone else in your household own one: Television?

	Urban	Rural	Men	Women	Total
No, no one in the household owns	19.2	59.2	44.6	46.7	45.6
Someone else in household owns	13.9	31.7	25.8	25.5	25.6
Yes (personally owns)	66.8	9.0	29.5	27.7	28.6

Don't know	0.1	0.2	0.1	0.1	0.1
------------	-----	-----	-----	-----	-----

Q90C. Which of these things do you personally own? [If "No":] Does anyone else in your household own one: Motor vehicle or motorcycle?

	Urban	Rural	Men	Women	Total
No, no one in the household owns	58.6	62.9	60.6	62.3	61.4
Someone else in household owns	32.8	34.1	33.5	33.8	33.7
Yes (personally owns)	8.5	2.9	5.7	3.8	4.8
Don't know	0.1	0.2	0.2	0.1	0.1

Q90D. Which of these things do you personally own? [If "No":] Does anyone else in your household own one: Computer?

	Urban	Rural	Men	Women	Total
No, no one in the household owns	58.8	64.4	60.5	64.6	62.5
Someone else in household owns	29.6	34.3	33.6	31.9	32.7
Yes (personally owns)	11.5	1.0	5.8	3.2	4.5
Don't know	0.1	0.3	0.1	0.3	0.2

Q90E. Which of these things do you personally own? [If "No":] Does anyone else in your household own one: Bank account?

	Urban	Rural	Men	Women	Total
No, no one in the household owns	5.6	26.3	17.9	20.9	19.3
Someone else in household owns	12.9	28.1	18.1	28.1	23.0
Yes (personally owns)	81.5	45.4	64.0	51.0	57.6
Don't know		0.1	0.1	0.1	0.1

Q90F. Which of these things do you personally own? [If "No":] Does anyone else in your household own one: Mobile phone?

	Urban	Rural	Men	Women	Total
No, no one in the household owns	5.3	19.8	12.7	17.2	14.9
Someone else in household owns	11.8	25.2	18.9	22.5	20.7
Yes (personally owns)	82.9	54.9	68.3	60.2	64.4
Don't know	0.0	0.0	0.1		0.0

Q90G. Does your phone have access to the Internet?

	Urban	Rural	Men	Women	Total
No (Does not have internet access)	36.7	44.5	41.1	42.7	41.9
Yes (Have internet)	45.9	10.3	27.0	17.5	22.4
Not applicable	17.1	45.1	31.7	39.8	35.6
Don't know	0.2	0.1	0.3	0.0	0.1

Q90H. How often do you use: A mobile phone?

	Urban	Rural	Men	Women	Total
--	-------	-------	-----	-------	-------

Never	8.7	29.0	19.2	25.2	22.1
Less than once a month	2.0	3.5	2.1	3.9	3.0
A few times a month	3.3	5.9	5.4	4.7	5.0
A few times a week	6.7	19.7	14.2	16.5	15.3
Every day	79.2	41.8	59.1	49.6	54.5
Don't know		0.1	0.1	0.0	0.0

Q90I. How often do you use: The Internet?

	Urban	Rural	Men	Women	Total
Never	51.9	87.5	70.3	80.9	75.5
Less than once a month	3.2	2.0	2.7	2.1	2.4
A few times a month	2.7	2.0	2.7	1.7	2.3
A few times a week	14.7	4.6	9.3	6.7	8.0
Every day	27.1	3.0	14.3	7.8	11.1
Don't know	0.4	0.9	0.7	0.7	0.7



Q91A. What is your main source of water for household use?

	Urban	Rural	Men	Women	Total
Piped water into dwelling	60.9	5.7	24.4	24.5	24.4
Piped water into yard, plot, or compound	12.5	3.9	7.0	6.7	6.8
Public tap or standpipe	15.3	23.6	20.4	21.2	20.8
Tubewell or borehole	2.4	9.7	7.2	7.2	7.2
Protected dug well	1.0	5.4	4.2	3.6	3.9
Unprotected dug well	2.2	6.1	4.6	4.9	4.8
Protected spring	1.5	17.6	11.8	12.6	12.2
Unprotected spring	1.3	14.4	10.5	9.5	10.0
Rainwater collection	0.3	0.7	0.7	0.4	0.6
Bottled water	0.2	0.2	0.2	0.2	0.2
Purchased from a cart with a small tank or drum	0.5		0.1	0.2	0.2
Purchased from a tanker truck		0.1	0.1	0.0	0.1
Surface water, like a river, dam, lake, pond, stream, canal or irrigation channel	2.1	12.4	8.8	9.0	8.9
Other		0.1	0.1		0.0

Q91B. Please tell me whether each of the following is available inside your house, inside your compound, or outside your compound: Your main source of water for household use?

	Urban	Rural	Men	Women	Total
Inside the house	6.6	0.2	2.0	2.7	2.3
Inside the compound	64.6	6.4	26.5	25.7	26.1
Outside the compound	28.8	93.5	71.5	71.6	71.5

Q91C. Please tell me whether each of the following is available inside your house, inside your compound, or outside your compound: A toilet or latrine?

	Urban	Rural	Men	Women	Total
No, none available	1.5	13.8	9.0	10.3	9.6
Yes, inside the house	9.7	0.2	3.4	3.4	3.4
Yes, inside the compound	77.9	49.3	60.8	57.1	59.0
Yes, outside the compound	10.9	36.7	26.7	29.3	27.9

Q92A. Do you have an electric connection to your home from the national power grid?

	Urban	Rural	Men	Women	Total
No	12.2	80.3	56.0	58.5	57.2
Yes	87.8	19.6	43.8	41.5	42.7
Refused to answer		0.1	0.1		0.1
Don't know	0.0	0.1	0.1	0.1	0.1

Q92B. [If yes to Q92A] How often is electricity actually available from this connection?

	Urban	Rural	Men	Women	Total
--	-------	-------	-----	-------	-------

Never	1.0	0.4	0.5	0.7	0.6
Occasionally	19.2	7.2	11.8	10.8	11.3
About half of the time	8.8	2.7	6.1	3.3	4.8
Most of the time	41.7	6.9	17.6	19.8	18.7
All of the time	17.0	2.4	7.7	6.9	7.3
Not applicable	12.2	80.4	56.2	58.5	57.3

Country's overall direction and most important problems

Q3. Let's start with your general view about the current direction of our country. Some people might think the country is going in the wrong direction. Others may feel it is going in the right direction. So let me ask YOU about the overall direction of the country: Would you say that the country is going in the wrong direction or going in the right direction?

	Urban	Rural	Men	Women	Total
Going in the wrong direction	61.5	53.0	58.0	53.7	55.9
Going in the right direction	37.2	45.7	40.7	44.9	42.8
Don't know	1.3	1.3	1.3	1.3	1.3

Q45.P11. In your opinion, what are the most important problems facing this country that government should address? (1st response)


	Urban	Rural	Men	Women	Total
Nothing/ no problems	0.6	0.4	0.2	0.6	0.4
Management of the economy	34.0	21.0	23.7	27.2	25.4
Wages, incomes and salaries	0.1	0.2	0.1	0.3	0.2
Unemployment	5.8	3.4	4.2	4.3	4.2
Poverty/destitution	3.3	2.3	2.8	2.5	2.6
Rates and taxes	0.2	0.1	0.2	0.1	0.2
Loans / credit		0.0		0.0	0.0
Farming/Agriculture	0.8	9.9	8.0	5.5	6.8
Food shortage/famine	2.0	3.8	2.9	3.5	3.2
Drought		0.5	0.3	0.4	0.3
Land	0.3	0.7	0.8	0.4	0.6
Transportation	1.9	1.2	1.4	1.5	1.4
Communications		0.0	0.0	0.0	0.0
Infrastructure/Roads	4.1	12.1	9.4	9.3	9.4
Education	0.9	1.4	0.9	1.6	1.2
Housing	0.6		0.1	0.3	0.2
Electricity	3.0	6.1	4.7	5.4	5.1
Water supply	4.4	9.7	7.2	8.7	7.9
Orphans/street children/homeless children	0.0	0.0	0.0	0.0	0.0
Services (other)	0.1	0.2	0.3	0.1	0.2

Health	1.1	2.6	2.0	2.1	2.1
Sickness/Disease		0.0	0.0		0.0
Crime and security	8.9	6.4	8.2	6.2	7.2
Corruption	2.9	2.8	2.8	2.8	2.8
Political violence	1.9	0.6	1.2	0.8	1.0
Political instability/political divisions/ ethnic tensions	3.4	1.0	1.9	1.7	1.8
Discrimination/ inequality	2.0	0.8	1.6	0.8	1.2
Gender issues/Women's rights	0.4			0.3	0.1
Democracy/political rights	3.2	1.5	2.4	1.7	2.1
Civil war	11.5	8.2	9.5	9.1	9.3
Agricultural marketing	0.4	1.9	1.6	1.2	1.4
Other responses	0.9	0.1	0.6	0.2	0.4
Refused	1.0	0.8	0.7	1.0	0.9
Don't know	0.2	0.3	0.1	0.4	0.2

Q45.Pf2. In your opinion, what are the most important problems facing this country that government should address? (2nd response)

	Urban	Rural	Men	Women	Total
Management of the economy	19.7	11.1	14.2	13.8	14.0
Wages, incomes and salaries	0.5	0.3	0.5	0.2	0.4
Unemployment	6.8	5.4	5.1	6.8	5.9
Poverty/destitution	2.8	2.0	1.8	2.8	2.3
Rates and Taxes	0.4	0.2	0.3	0.2	0.3
Loans / credit	0.8	0.5	0.7	0.5	0.6
Farming/agriculture	2.7	6.1	5.8	4.2	5.0
Food shortage/famine	1.9	3.1	2.9	2.4	2.7
Drought	0.3	0.6	0.5	0.6	0.5
Land	0.5	0.9	0.2	1.3	0.7
Transportation	3.4	1.9	2.9	1.9	2.4
Communications		0.3	0.4		0.2
Infrastructure / roads	3.3	9.9	8.4	7.0	7.7
Education	1.6	2.6	2.9	1.6	2.3
Housing	1.8	0.0	0.3	1.0	0.6
Electricity	4.5	8.6	5.5	9.0	7.2
Water supply	5.7	12.0	9.1	10.6	9.8
Orphans/street children/homeless children	0.1	0.1	0.1	0.1	0.1
Services (other)	0.1	0.5	0.6	0.1	0.4
Health	2.8	4.2	3.6	3.9	3.8
Sickness / Disease		0.2		0.3	0.1
Crime and Security	8.4	4.3	5.4	6.1	5.7
Corruption	4.6	1.4	2.5	2.6	2.5
Political violence	2.0	0.8	1.1	1.3	1.2
Political instability/political divisions/ ethnic tensions	4.4	0.6	2.2	1.6	1.9
Discrimination/ inequality	1.9	0.8	1.1	1.3	1.2
Gender issues / women's rights	0.1	0.1	0.1	0.2	0.1

Democracy/political rights	3.1	1.8	3.3	1.1	2.2
War (international)	0.1			0.1	0.0
Civil war	7.6	6.4	7.3	6.3	6.8
Agricultural marketing	1.7	2.0	1.9	1.8	1.9
Climate change	0.1	0.1	0.1	0.1	0.1
Other responses	0.4		0.3	0.0	0.2
No further reply	5.5	11.1	9.1	9.3	9.2



Q45.Pt3. In your opinion, what are the most important problems facing this country that government should address? (3rd response)

	Urban	Rural	Men	Women	Total
Management of the economy	7.4	8.4	8.5	7.5	8.0
Wages, incomes and salaries	0.5	0.1	0.3	0.1	0.2
Unemployment	11.4	6.0	7.4	8.2	7.8
Poverty/destitution	3.1	2.1	1.9	3.0	2.4
Rates and Taxes	0.3	0.3	0.3	0.3	0.3
Loans / credit	0.4	0.7	0.8	0.4	0.6
Farming/agriculture	1.6	5.4	4.1	4.1	4.1
Food shortage/famine	0.9	1.4	1.1	1.4	1.2
Drought	0.3	0.8	0.6	0.7	0.7
Land	0.9	0.6	0.5	0.9	0.7
Transportation	2.1	2.4	2.5	2.2	2.3
Communications	0.0	0.4	0.4	0.1	0.2
Infrastructure / roads	3.6	7.6	6.2	6.4	6.3
Education	3.2	3.1	3.0	3.4	3.2
Housing	2.9	0.3	0.9	1.5	1.2
Electricity	3.4	10.3	8.4	7.5	8.0
Water supply	5.3	7.8	6.4	7.5	6.9
Orphans/street children/homeless children	0.4	0.1	0.1	0.3	0.2
Services (other)	0.2	0.5	0.6	0.2	0.4
Health	4.8	5.0	4.6	5.2	4.9
Crime and Security	6.6	3.4	5.2	3.7	4.5
Corruption	3.9	2.2	3.0	2.5	2.8
Political violence	2.1	0.3	1.0	0.8	0.9
Political instability/political divisions/ ethnic tensions	3.3	0.3	1.7	1.0	1.3
Discrimination/ inequality	2.0	0.2	0.9	0.7	0.8
Gender issues / women's rights	0.4	0.2	0.5		0.2
Democracy/political rights	2.7	2.2	2.4	2.4	2.4
War (international)	0.1	0.0	0.1		0.0
Civil war	5.3	3.6	4.4	3.9	4.2
Agricultural marketing	1.4	1.2	1.1	1.5	1.3
Climate change	0.4	0.1	0.1	0.2	0.2
Other responses	1.4	0.7	0.9	0.9	0.9
No further reply	17.5	22.3	20.0	21.5	20.7

COVID-19

Now I would like to ask you some questions about the COVID-19 pandemic that has been affecting our country and the world since early 2020.

Q57A. Please tell me whether you personally or any other member of your household have been affected in any of the following ways by the COVID-19 pandemic: Became ill with, or tested positive for, COVID-19?

	Urban	Rural	Men	Women	Total
Yes	5.5	2.3	3.4	3.4	3.4
No	94.5	97.5	96.5	96.5	96.5
Don't know	0.0	0.2	0.1	0.1	0.1

Q57B. Please tell me whether you personally or any other member of your household have been affected in any of the following ways by the COVID-19 pandemic: Temporarily or permanently lost a job, business or primary source of income?

	Urban	Rural	Men	Women	Total
Yes	36.1	21.5	29.8	23.0	26.5
No	63.8	78.4	70.2	76.8	73.4
Don't know	0.1	0.1	0.0	0.1	0.1

Q65A. Since the start of the COVID-19 pandemic, have you or your household received any assistance from government, like food, cash payments, relief from bill payments, or other assistance that you were not normally receiving before the pandemic?

	Urban	Rural	Men	Women	Total
No	88.5	87.7	88.7	87.2	88.0
Yes	10.7	10.2	9.6	11.2	10.4
Don't know	0.8	2.0	1.6	1.6	1.6

Q58A. Have you received a vaccination against COVID-19, either one or two doses?

	Urban	Rural	Men	Women	Total
No	41.4	33.6	37.4	35.0	36.2
Yes	58.6	66.4	62.6	64.9	63.7
Don't know		0.1		0.1	0.0

Q58B. If a vaccine for COVID-19 is available, how likely are you to try to get vaccinated?


	Urban	Rural	Men	Women	Total
Very unlikely	19.7	13.5	16.1	15.1	15.6
Somewhat unlikely	4.9	3.4	4.4	3.4	3.9
Somewhat likely	9.2	8.7	9.6	8.0	8.8
Very likely	7.4	7.0	6.8	7.4	7.1
Not applicable	58.6	66.4	62.6	64.9	63.7

Don't know	0.2	1.1	0.4	1.2	0.8
------------	-----	-----	-----	-----	-----

Q58C. [If answer to Q58B is “very unlikely” or “Somewhat unlikely”:] What is the main reason that you would be unlikely to get a COVID-19 vaccine?

	Urban	Rural	Men	Women	Total
COVID doesn't exist / COVID is not real	2.0	2.1	2.2	1.9	2.1
Not worried about COVID / COVID is not serious or life-threatening/not deadly	3.1	1.9	2.5	2.1	2.3
I am at no risk or low risk for getting COVID / Small chance of contracting COVID	2.0	1.1	1.3	1.6	1.4
God will protect me	7.2	5.4	6.0	6.0	6.0
Don't trust the vaccine/worried about getting fake or counterfeit vaccine	1.3	0.6	0.9	0.8	0.8
Vaccine is not safe	4.6	1.2	2.9	1.8	2.4
Vaccine was developed too quickly	0.0	0.1	0.1	0.0	0.1
Vaccine is not effective / Vaccinated people can still get COVID	0.2	0.1	0.2	0.1	0.1
Vaccine may cause COVID	0.0	0.3	0.4	0.0	0.2
Vaccine may cause infertility	0.0	0.3	0.2	0.2	0.2
Vaccine may cause other bad side effects	1.5	0.4	0.9	0.5	0.7
Vaccines are being used to control or track people		0.1	0.1		0.0
People are being experimented on with vaccines	0.2	0.2	0.3	0.1	0.2
Afraid of vaccines in general	0.6	0.5	0.5	0.7	0.6
Allergic to vaccines	0.1	0.0		0.1	0.1
Don't like needles	0.8	0.4	0.3	0.8	0.5
Effective treatments for COVID are or will be available		0.2	0.2		0.1
It is too difficult to get the vaccine, e.g. have to travel far	0.0	0.5	0.4	0.3	0.3
I Don't know how to get the vaccine	0.4	1.2	0.7	1.2	0.9
I will wait until others have been vaccinated		0.1		0.1	0.1
I will get the vaccine later		0.1	0.1	0.0	0.0

Religious objections to vaccines in general or to the COVID vaccine	0.3	0.0	0.2	0.0	0.1
Some other reason	0.1	0.2	0.3	0.0	0.2
Not applicable	75.4	83.0	79.4	81.5	80.4
Don't know	0.1	0.1		0.1	0.1



Q59. How much do you trust the government to ensure that any vaccine for COVID-19 that is developed or offered to Ethiopia citizens is safe before it is used in this country?

	Urban	Rural	Men	Women	Total
Not at all	24.2	11.7	16.1	15.7	15.9
Just a little	11.8	13.7	12.3	13.9	13.1
Somewhat	31.5	30.0	31.2	29.7	30.5
A lot	30.6	43.0	39.2	38.4	38.8
Don't know	1.9	1.6	1.2	2.3	1.7

Q60. How well or badly would you say the current government has managed the response to the COVID-19 pandemic?

	Urban	Rural	Men	Women	Total
Very badly	3.2	1.9	2.4	2.3	2.3
Fairly badly	9.0	7.2	8.3	7.3	7.8
Fairly well	59.1	53.8	55.9	55.3	55.6
Very well	27.9	35.7	32.7	33.5	33.1
Don't know	0.8	1.3	0.7	1.6	1.2

Q61B. How satisfied or dissatisfied are you with the government's response to COVID-19 in the following areas: Ensuring that disruptions to children's education are kept to a minimum?


	Urban	Rural	Men	Women	Total
Not at all satisfied	7.4	8.2	8.1	7.7	7.9
Not very satisfied	18.6	17.1	17.9	17.4	17.6
Fairly satisfied	41.8	37.6	38.5	39.6	39.0
Very satisfied	31.5	36.2	35.1	34.1	34.6
Don't know	0.7	0.9	0.4	1.3	0.9

Q61C. How satisfied or dissatisfied are you with the government's response to COVID-19 in the following areas: Making sure that health facilities have adequate resources to respond to the COVID-19 pandemic?

	Urban	Rural	Men	Women	Total
Not at all satisfied	5.5	5.2	5.9	4.7	5.3
Not very satisfied	18.6	15.6	16.8	16.4	16.6
Fairly satisfied	45.0	43.2	43.4	44.3	43.8
Very satisfied	29.9	35.4	33.5	33.5	33.5
Refused	0.4	0.0		0.3	0.1
Don't know	0.6	0.7	0.5	0.8	0.6

Q62. Considering all of the funds and resources that were available to the government for combating and responding to the COVID-19 pandemic, how much do you think was lost or stolen due to corruption?

	Urban	Rural	Men	Women	Total
A lot	18.9	18.2	20.9	15.9	18.5
Some	26.1	25.7	25.3	26.4	25.8
A little	19.8	18.8	18.5	19.8	19.1
None	18.4	22.0	19.2	22.5	20.8
Refused		0.0	0.0		0.0
Don't know	16.7	15.3	16.0	15.5	15.8



Q63A. When the country is facing a public health emergency like the COVID-19 pandemic, do you agree or disagree that it is justified for the government to temporarily limit democracy or democratic freedoms by taking the following measures: Censoring media reporting?

	Urban	Rural	Men	Women	Total
Strongly disagree	8.9	10.5	10.5	9.4	10.0
Disagree	23.6	19.3	22.7	18.6	20.7
Neither agree nor disagree	4.5	4.0	2.7	5.8	4.2
Agree	44.9	42.4	42.0	44.4	43.2
Strongly agree	18.0	20.5	20.5	18.8	19.7
Don't know	0.2	3.3	1.5	3.0	2.2

Q63B. When the country is facing a public health emergency like the COVID-19 pandemic, do you agree or disagree that it is justified for the government to temporarily limit democracy or democratic freedoms by taking the following measures: Using the police and security forces to enforce public health mandates like restrictions on public gatherings or wearing face masks?

	Urban	Rural	Men	Women	Total
Strongly disagree	7.6	7.3	7.9	6.9	7.4
Disagree	12.7	10.4	11.4	11.0	11.2
Neither agree nor disagree	2.9	3.0	2.5	3.5	3.0
Agree	53.6	50.3	50.7	52.1	51.4
Strongly agree	22.9	28.5	27.3	25.9	26.6
Don't know	0.2	0.5	0.2	0.7	0.4

Q63C. When the country is facing a public health emergency like the COVID-19 pandemic, do you agree or disagree that it is justified for the government to temporarily limit democracy or democratic freedoms by taking the following measures: Postponing elections?

	Urban	Rural	Men	Women	Total
Strongly disagree	10.4	9.0	9.0	10.0	9.5
Disagree	15.2	15.2	16.7	13.6	15.2
Neither agree nor disagree	3.2	3.4	2.2	4.5	3.3
Agree	46.2	46.1	45.3	47.0	46.1
Strongly agree	24.5	24.6	25.8	23.2	24.6
Don't know	0.5	1.7	0.9	1.7	1.3

Q64A. After experiencing the COVID-19 pandemic in Ethiopia, how prepared or unprepared do you think the government will be to deal with future public health emergencies?

	Urban	Rural	Men	Women	Total
Very unprepared	15.7	9.7	13.0	10.4	11.7
Somewhat unprepared	15.6	11.5	13.9	11.8	12.9
Somewhat prepared	39.8	36.1	36.2	38.6	37.4
Very prepared	18.4	31.7	26.3	28.1	27.2
Refused	0.5	0.7	0.6	0.7	0.7
Don't know	10.0	10.3	10.0	10.4	10.2

Q64B. Do you agree or disagree with the following statement: Our government needs to invest more of our health resources in special preparations to respond to health emergencies like COVID-19, even if it means fewer resources are available for other health services?

	Urban	Rural	Men	Women	Total
--	-------	-------	-----	-------	-------

Strongly disagree	7.0	8.2	8.4	7.3	7.8
Disagree	12.1	10.5	10.5	11.6	11.0
Neither agree nor disagree	4.9	3.4	3.0	4.9	3.9
Agree	51.7	48.7	50.5	48.9	49.7
Strongly agree	22.6	26.5	26.2	24.0	25.2
Don't know	1.7	2.6	1.4	3.3	2.3

Economic life

Let's discuss economic conditions.

Q4A. In general, how would you describe the present economic condition of this country?

	Urban	Rural	Men	Women	Total
Very bad	33.9	28.7	33.8	26.9	30.4
Fairly bad	35.3	33.8	33.0	35.7	34.3
Neither good nor bad	9.7	7.9	8.5	8.5	8.5
Fairly good	15.6	21.3	17.8	21.1	19.4
Very good	5.4	7.8	6.5	7.5	7.0
Don't know	0.1	0.5	0.4	0.4	0.4

Q4B. In general, how would you describe your own present living conditions?

	Urban	Rural	Men	Women	Total
Very bad	18.3	15.3	18.1	14.5	16.3
Fairly bad	29.6	30.8	30.3	30.4	30.4
Neither good nor bad	18.0	14.1	16.3	14.5	15.4
Fairly good	28.6	31.5	28.4	32.8	30.5
Very good	5.4	8.3	6.8	7.8	7.3

Q5A. Looking back, how do you rate economic conditions in this country compared to 12 months ago?

	Urban	Rural	Men	Women	Total
Much worse	32.2	23.7	28.4	24.6	26.6
Worse	38.2	37.4	36.7	38.7	37.7
Same	9.4	12.9	11.1	12.4	11.7
Better	18.2	23.1	21.0	21.9	21.5
Much better	1.9	2.5	2.7	2.0	2.3
Don't know	0.1	0.3	0.1	0.4	0.3

Q5B. Looking ahead, do you expect economic conditions in this country to be better or worse in 12 months' time?

	Urban	Rural	Men	Women	Total
--	-------	-------	-----	-------	-------

Much worse	19.4	13.1	17.3	13.1	15.3
Worse	26.3	22.4	23.5	24.0	23.7
Same	12.0	16.4	15.5	14.3	14.9
Better	34.6	36.7	33.4	38.7	36.0
Much better	3.9	7.3	6.7	5.5	6.1
Don't know	3.8	4.1	3.7	4.4	4.0



Q6A. Over the past year, how often, if ever, have you or anyone in your family gone without: Enough food to eat?

	Urban	Rural	Men	Women	Total
Never	48.4	35.6	40.3	39.6	40.0
Just once or twice	25.4	22.9	21.3	26.3	23.7
Several times	13.3	20.6	18.8	17.4	18.1
Many times	10.2	15.8	15.0	12.7	13.9
Always	2.7	5.1	4.6	4.0	4.3

Q6B. Over the past year, how often, if ever, have you or anyone in your family gone without: Enough clean water for home use?

	Urban	Rural	Men	Women	Total
Never	32.9	35.8	31.8	38.0	34.8
Just once or twice	24.7	15.2	18.8	18.1	18.5
Several times	21.4	19.9	21.4	19.3	20.4
Many times	15.7	18.7	18.2	17.0	17.6
Always	5.3	10.4	9.8	7.6	8.7

Q6C. Over the past year, how often, if ever, have you or anyone in your family gone without: Medicines or medical treatment?

	Urban	Rural	Men	Women	Total
Never	38.8	28.2	26.9	37.1	31.8
Just once or twice	23.6	20.3	22.5	20.2	21.4
Several times	16.9	23.2	21.7	20.4	21.1
Many times	15.9	19.5	19.9	16.5	18.3
Always	4.5	8.8	8.8	5.8	7.3
Don't know	0.3	0.0	0.2	0.1	0.1

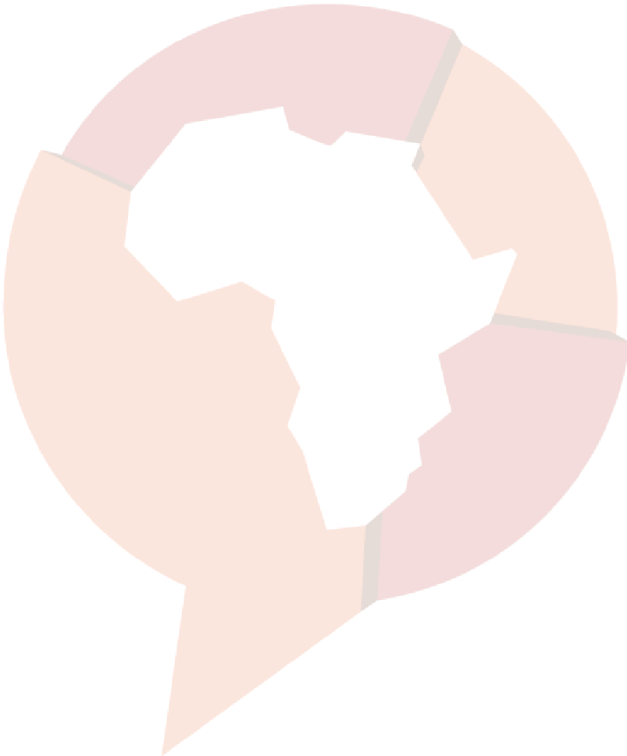
Q6D. Over the past year, how often, if ever, have you or anyone in your family gone without: Enough fuel to cook your food?

	Urban	Rural	Men	Women	Total
Never	45.9	58.3	54.5	53.6	54.1
Just once or twice	20.9	18.2	18.6	19.6	19.1
Several times	17.8	14.6	16.0	15.4	15.7
Many times	11.3	5.9	7.7	7.7	7.7
Always	4.0	3.0	3.2	3.5	3.3
Don't know	0.2		0.1		0.1

Q6E. Over the past year, how often, if ever, have you or anyone in your family gone without: A cash income?

	Urban	Rural	Men	Women	Total
Never	12.1	13.2	12.3	13.4	12.9
Just once or twice	25.4	20.1	22.0	21.8	21.9
Several times	28.9	27.8	27.1	29.3	28.1

Many times	22.0	26.5	25.0	24.9	25.0
Always	11.6	12.4	13.6	10.6	12.2



Q33I. How often, if ever, are people treated unfairly by the government based on their economic status, that is, how rich or poor they are?

	Urban	Rural	Men	Women	Total
Never	14.9	18.4	14.5	20.1	17.2
Sometimes	39.7	37.5	40.0	36.5	38.3
Often	28.6	27.7	27.0	29.2	28.0
Always	16.1	15.8	17.8	13.9	15.9
Don't know	0.6	0.5	0.8	0.4	0.6

Q93A. Do you have a job that pays a cash income? [If "Yes":] Is it full time or part time? [If "No":] Are you currently looking for a job?

	Urban	Rural	Men	Women	Total
No (not looking)	26.3	36.4	23.8	42.7	33.0
No (looking)	20.1	15.8	15.5	19.2	17.3
Yes, part time	7.6	9.8	10.8	7.2	9.0
Yes, full time	46.1	38.0	50.0	30.9	40.7

Q93B. What is your main occupation? [If unemployed, retired, or disabled:] What was your last main occupation?

	Urban	Rural	Men	Women	Total
Never had a job	6.5	5.0	3.9	7.1	5.5
Student	7.8	6.6	7.7	6.3	7.0
Housewife / homemaker	19.6	19.0	1.1	38.3	19.2
Agriculture / farming / fishing / forestry	13.3	59.4	58.5	28.2	43.8
Trader / hawker / vendor	14.3	2.7	6.6	6.7	6.6
Retail / Shop	6.0	1.9	1.9	4.8	3.3
Unskilled manual worker (e.g., cleaner, laborer, domestic help, unskilled manufacturing worker)	7.6	2.0	5.1	2.6	3.9
Artisan or skilled manual worker (e.g., trades like electrician, mechanic, machinist or skilled manufacturing worker)	6.8	0.5	3.9	1.3	2.7
Clerical or secretarial	1.8	0.1	0.6	0.8	0.7
Supervisor / Foreman / Senior Manager	1.3		0.9		0.5
Security services (police, army, private security)	1.3	0.2	0.9	0.2	0.6
Mid-level professional (e.g., teacher, nurse, mid-level government officer)	9.5	2.3	6.6	2.8	4.8
Upper-level professional (e.g., banker/finance, doctor, lawyer,	3.8	0.2	2.0	0.9	1.4

engineer, accountant, professor, senior-level government					
Other	0.3		0.2	0.0	0.1
Refused		0.1	0.1		0.0
Don't know		0.0	0.0		0.0

Q93C. What is the main way that decisions are made about how to use any money that you have or earn, for example from a job, a business, selling things or other activities?

	Urban	Rural	Men	Women	Total
You make the decisions yourself	23.6	16.1	19.2	18.0	18.7
Your spouse makes the decisions	15.1	10.1	9.6	14.2	11.8
You make the decisions jointly with your spouse	41.6	54.3	52.2	47.7	50.0
You make the decisions jointly with other family members	16.2	14.0	15.1	14.4	14.8
Other family members make the decisions without you	1.7	2.4	2.7	1.6	2.2
None of the above / Some other response	0.0	0.2	0.1	0.2	0.1
Not applicable, no earnings	1.4	2.5	0.7	3.6	2.1
Refused to answer	0.0		0.0		0.0
Don't know	0.3	0.3	0.4	0.3	0.3

Development and international relations

See related questions under “Public services and government performance.”

Q77. How much influence do you think China’s economic activities in Ethiopia have on our economy, or haven’t you heard enough to say?

	Urban	Rural	Men	Women	Total
None	17.7	19.7	18.5	19.6	19.0
A little	18.0	15.9	18.6	14.4	16.6
Some	28.0	23.6	25.3	24.9	25.1
A lot	25.7	20.9	25.7	19.2	22.5
Don't know / Haven't heard enough	10.7	19.9	11.9	22.0	16.8

Q78A. Do you think that the economic and political influence of each of the following countries on Ethiopia is mostly positive, mostly negative, or haven’t you heard enough to say: China?

	Urban	Rural	Men	Women	Total
Very negative	10.1	8.4	10.0	7.8	8.9
Somewhat negative	21.1	17.2	19.0	18.0	18.5
Neither positive nor negative	7.8	8.5	8.3	8.2	8.3
Somewhat positive	35.0	27.5	30.9	29.1	30.0
Very positive	17.0	20.0	19.8	18.1	19.0
Don't know	9.1	18.5	11.9	18.8	15.3

Q78B. Do you think that the economic and political influence of each of the following countries on Ethiopia is mostly positive, mostly negative, or haven’t you heard enough to say: United States?

	Urban	Rural	Men	Women	Total
Very negative	20.7	17.3	22.2	14.6	18.5
Somewhat negative	26.8	15.7	20.8	18.1	19.5
Neither positive nor negative	7.8	10.5	9.6	9.6	9.6
Somewhat positive	23.6	23.3	22.4	24.4	23.4
Very positive	11.2	12.3	12.8	10.9	11.9
Refused		0.1	0.1		0.1
Don't know	9.9	20.8	12.1	22.4	17.1

Q78C. Do you think that the economic and political influence of each of the following countries on Ethiopia is mostly positive, mostly negative, or haven’t you heard enough to say: Japan?

	Urban	Rural	Men	Women	Total
Very negative	6.0	5.1	7.2	3.5	5.4
Somewhat negative	16.9	10.1	12.2	12.5	12.4

Neither positive nor negative	16.5	18.8	20.0	15.9	18.0
Somewhat positive	26.5	19.3	21.4	22.2	21.8
Very positive	7.8	7.8	7.7	7.9	7.8
Refused	0.2	0.1	0.1	0.2	0.2
Don't know	26.1	38.8	31.4	37.8	34.5

Q78C1. Do you think that the economic and political influence of each of the following countries on Ethiopia is mostly positive, mostly negative, or haven't you heard enough to say? Russia

	Urban	Rural	Man	Woman	Total
Very negative	6.0	6.0	8.5	3.4	6.0
Somewhat negative	18.0	11.6	14.5	13.0	13.8
Neither positive nor negative	10.0	14.4	13.2	12.6	12.9
Somewhat positive	32.7	21.7	26.0	24.9	25.4
Very positive	13.6	11.2	12.1	11.8	12.0
Refused	0.4	0.1	0.3	0.1	0.2
Don't know	19.3	35.0	25.4	34.2	29.7

Q78D. To your knowledge, does Japan give loans or development assistance to our country's government, or haven't you had a chance to hear about this?

	Urban	Rural	Men	Women	Total
No	50.7	46.9	47.6	48.8	48.2
Yes	20.9	15.6	21.2	13.3	17.4
Refused	0.1	0.2	0.1	0.3	0.2
Don't know	28.3	37.3	31.1	37.6	34.3

Q78E. When the government of Japan gives loans or development assistance to Ethiopia, do you think they put more requirements or fewer requirements on our government compared to other donor countries, or haven't you heard enough to say?

	Urban	Rural	Men	Women	Total
Far fewer requirements	2.2	2.2	2.7	1.7	2.2
Somewhat fewer requirements	7.7	4.2	6.8	3.9	5.4
About the same number of requirements	3.2	2.7	4.1	1.6	2.9
Somewhat more requirements	3.5	3.3	4.4	2.3	3.4
Many more requirements	1.6	2.2	1.8	2.2	2.0
Not applicable	79.1	84.4	78.8	86.7	82.6
Don't know	2.6	0.9	1.4	1.6	1.5

Q78F. Do you think that the economic and political influence of the European Union or EU on Ethiopia is mostly positive, mostly negative, or haven't you heard enough to say?

	Urban	Rural	Men	Women	Total
Very Negative	12.1	7.6	10.3	7.9	9.1
Somewhat negative	26.0	15.8	22.2	16.2	19.3
Neither positive nor negative	14.5	15.8	14.6	16.3	15.4

Somewhat positive	27.9	24.2	25.9	25.0	25.5
Very positive	6.0	6.4	7.1	5.4	6.3
Refused to answer	0.0			0.0	0.0
Don't know / Haven't heard enough	13.5	30.0	19.9	29.2	24.4



Democracy and politics

See related questions under “Institutions and leaders.”

Q22A. There are many ways to govern a country. Would you disapprove or approve of the following alternatives: Only one political party is allowed to stand for election and hold office?

	Urban	Rural	Men	Women	Total
Strongly disapprove	31.5	24.0	28.4	24.5	26.5
Disapprove	34.7	35.2	35.1	35.0	35.1
Neither approve nor disapprove	1.7	3.1	1.3	4.0	2.6
Approve	18.4	26.2	21.7	25.5	23.6
Strongly approve	13.0	10.5	13.0	9.6	11.3
Don't know	0.6	1.1	0.5	1.4	0.9

Q22B. There are many ways to govern a country. Would you disapprove or approve of the following alternatives: The army comes in to govern the country?

	Urban	Rural	Men	Women	Total
Strongly disapprove	33.5	22.5	27.1	25.3	26.2
Disapprove	33.5	34.7	32.8	35.8	34.3
Neither approve nor disapprove	4.2	5.3	3.9	6.0	5.0
Approve	20.4	27.6	25.1	25.2	25.2
Strongly approve	7.7	8.6	10.3	6.2	8.3
Don't know	0.8	1.2	0.7	1.4	1.0

Q22C. There are many ways to govern a country. Would you disapprove or approve of the following alternatives: Elections and [Parliament] are abolished so that the [president] can decide everything?

	Urban	Rural	Men	Women	Total
<i>Strongly disapprove</i>	56.6	46.6	52.1	47.7	50.0
Disapprove	33.4	39.7	36.9	38.3	37.6
Neither approve nor disapprove	2.1	3.1	1.5	4.0	2.7
Approve	4.9	6.9	5.8	6.6	6.2
Strongly approve	2.6	3.3	3.4	2.7	3.1
Don't know	0.4	0.5	0.2	0.7	0.4

Q23. Which of these three statements is closest to your own opinion?

Statement 1: Democracy is preferable to any other kind of government.

Statement 2: In some circumstances, a non-democratic government can be preferable.

Statement 3: For someone like me, it doesn't matter what kind of government we have.

	Urban	Rural	Men	Women	Total

STATEMENT 3: For someone like me, it doesn't matter what kind of government we have.	3.5	4.6	3.9	4.7	4.3
STATEMENT 2: In some circumstances, a non-democratic government can be preferable.	10.2	9.5	7.6	12.0	9.7
STATEMENT 1: Democracy is preferable to any other kind of government.	86.2	85.8	88.5	83.2	85.9

Q18. Which of the following statements is closest to your view?

Statement 1: It is more important to have a government that can get things done, even if we have no influence over what it does.

Statement 2: It is more important for citizens to be able to hold government accountable, even if that means it makes decisions more slowly.

	Urban	Rural	Men	Women	Total
Agree very strongly with 1	15.3	18.7	17.1	18.1	17.6
Agree with 1	17.4	20.0	19.4	18.8	19.1
Agree with 2	29.8	27.6	26.9	29.9	28.4
Agree very strongly with 2	36.5	32.6	35.8	31.9	33.9
Agree with neither	0.5	0.4	0.5	0.3	0.4
Refused	0.0	0.1	0.0	0.1	0.1
Don't know	0.5	0.7	0.3	1.0	0.6

Q27A. Which of the following statements is closest to your view?

Statement 1: Members of the House of Peoples' Representatives (HPR) represent the people; therefore they should make laws for this country, even if the Prime Minister does not agree.

Statement 2: Since the Prime Minister represents all of us, he should pass laws without worrying about what the House of Peoples' thinks.

	Urban	Rural	Men	Women	Total
Agree very strongly with 1	43.2	43.9	48.8	38.2	43.7
Agree with 1	31.3	30.8	28.9	33.0	30.9
Agree with 2	12.6	14.3	11.3	16.3	13.7
Agree very strongly with 2	8.3	7.4	7.5	7.9	7.7
Agree with neither	4.0	2.5	2.8	3.3	3.0
Refused		0.1		0.1	0.1
Don't know	0.7	1.0	0.6	1.1	0.9

Q27B. Which of the following statements is closest to your view?

Statement 1: House of Peoples' Representatives (HPR) should ensure that the Prime Minister explains to it on a regular basis how [his] government spends taxpayers' money.

Statement 2: The Prime Minister should be able to devote his full attention to developing the country rather than wasting time justifying [his] actions.

	Urban	Rural	Men	Women	Total
Agree very strongly with 1	45.7	40.8	45.0	39.8	42.5
Agree with 1	25.8	26.8	24.1	29.0	26.5
Agree with 2	14.0	15.8	14.5	15.9	15.2

Agree very strongly with 2	12.9	15.5	15.2	14.1	14.6
Agree with neither	1.2	0.9	1.0	1.0	1.0
Don't know	0.4	0.2	0.3	0.3	0.3



Q48A. Who should be responsible for: Making sure that, once elected, members of House of Peoples' Representatives (HPR) do their jobs?

	Urban	Rural	Men	Women	Total
The President / Executive	35.8	39.3	38.0	38.2	38.1
The Parliament / local government council	25.3	24.9	24.8	25.3	25.0
Their political party	9.0	9.2	8.5	9.8	9.1
The voters	24.3	18.2	21.4	19.1	20.3
No one	3.2	4.5	4.5	3.6	4.1
Refused		0.0	0.0		0.0
Don't know	2.3	3.9	2.8	4.0	3.4

Q48B. Who should be responsible for: Making sure that, once elected, the Prime Minister does his job?

	Urban	Rural	Men	Women	Total
The President / Executive	27.3	27.8	28.2	27.0	27.6
The Parliament / local government council	27.1	27.9	30.6	24.5	27.6
Their political party	14.9	12.3	12.7	13.8	13.2
The voters	25.0	22.9	21.3	25.9	23.6
No one	3.3	5.1	4.3	4.6	4.5
Refused		0.1	0.1		0.1
Don't know	2.5	4.0	2.8	4.2	3.5

Q27C. Which of the following statements is closest to your view?

Statement 1: After losing an election, opposition parties should monitor and criticize the government in order to hold it accountable.

Statement 2: Once an election is over, opposition parties and politicians should accept defeat and cooperate with government to help it develop the country.

	Urban	Rural	Men	Women	Total
Agree very strongly with 1	11.8	9.9	10.5	10.6	10.5
Agree with 1	11.1	10.7	10.8	10.9	10.8
Agree with 2	28.0	31.5	28.0	32.8	30.3
Agree very strongly with 2	48.4	47.4	50.3	45.0	47.7
Agree with neither	0.4	0.1	0.3	0.1	0.2
Refused		0.1	0.0	0.1	0.1
Don't know	0.3	0.3	0.1	0.5	0.3

Q29A. Which of the following statements is closest to your view?

Statement 1: The Constitution should limit the Prime Minister to serving a maximum of two terms in office.

Statement 2: There should be no constitutional limit on how long the Prime Minister can serve.

	Urban	Rural	Men	Women	Total
Agree very strongly with 1	42.4	36.3	42.0	34.5	38.4
Agree with 1	26.9	25.0	23.7	27.6	25.6
Agree with 2	15.4	18.4	15.7	19.2	17.4
Agree very strongly with 2	13.1	17.9	16.8	15.7	16.2

Agree with neither	1.7	1.3	1.2	1.8	1.5
Refused		0.1	0.0	0.1	0.1
Don't know	0.5	1.0	0.6	1.2	0.9



Q29B. Which of the following statements is closest to your view?

Statement 1: Ethiopia's armed forces should never intervene in the country's political process.

Statement 2: It is legitimate for the armed forces to take control of government when elected leaders abuse power for their own ends.

	Urban	Rural	Men	Women	Total
Agree very strongly with 1	31.8	22.3	27.8	23.1	25.5
Agree with 1	19.6	23.9	20.3	24.8	22.5
Agree with 2	20.2	21.9	18.3	24.5	21.3
Agree very strongly with 2	25.5	29.7	31.4	24.9	28.3
Agree with neither	1.9	1.4	1.8	1.3	1.6
Refused	0.1	0.1	0.1	0.2	0.1
Don't know	0.9	0.6	0.3	1.1	0.7

Now let us speak about the political system in this country.

Q30. In your opinion, how much of a democracy is Ethiopia today?

	Urban	Rural	Men	Women	Total
Not a democracy	24.9	15.3	21.6	15.4	18.6
A democracy, with major problems	39.5	36.2	39.8	34.6	37.3
A democracy, but with minor problems	27.5	34.8	29.7	35.2	32.3
A full democracy	7.8	12.4	8.3	13.6	10.9
Do not understand question / do not understand what 'democracy' is	0.2	0.7	0.4	0.7	0.5
Don't know	0.1	0.5	0.3	0.4	0.4
Refused	0.1	0.0		0.1	0.1

Q31. Overall, how satisfied are you with the way democracy works in Ethiopia? Are you:

	Urban	Rural	Men	Women	Total
The country is not a democracy	1.3	0.8	1.0	1.0	1.0
Not at all satisfied	32.0	23.7	30.7	22.2	26.5
Not very satisfied	30.5	31.3	31.3	30.7	31.0
Fairly satisfied	31.0	34.5	29.2	37.7	33.3
Very satisfied	5.2	9.1	7.4	8.2	7.8
Refused		0.0		0.1	0.0
Do not know	0.0	0.5	0.4	0.2	0.3

Q32A. Do you think that this country is more democratic, less democratic or about the same than it was five years ago?

	Urban	Rural	Men	Women	Total
Much less democratic	32.7	27.2	32.1	25.9	29.1
Somewhat less democratic	21.6	25.6	24.1	24.4	24.3
About the same	23.5	19.7	19.5	22.5	21.0
Somewhat more democratic	14.1	16.6	15.2	16.3	15.7

Much more democratic	7.6	9.8	8.4	9.8	9.1
Refused		0.0		0.1	0.0
Don't know	0.5	1.0	0.7	1.0	0.8



32B. Do you think that in five years' time this country will be more democratic than it is now, less democratic, or about the same?

	Urban	Rural	Men	Women	Total
Much less democratic	20.5	14.1	18.4	14.1	16.3
Somewhat less democratic	12.7	9.8	10.9	10.7	10.8
About the same	21.6	22.4	21.1	23.3	22.2
Somewhat more democratic	26.2	28.9	27.7	28.2	28.0
Much more democratic	14.3	20.5	17.5	19.3	18.4
Refused		0.1		0.1	0.0
Don't know	4.8	4.2	4.4	4.4	4.4

Responsive and transparent government

Q19A. Which of the following statements is closest to your view?

Statement 1: The government is like the people's boss. People should respect the government and do what it directs.

Statement 2: The government is like the people's employee. It should respect citizens and do what they request.

	Urban	Rural	Men	Women	Total
Agree very strongly with 1	7.7	13.9	10.6	13.1	11.8
Agree with 1	7.7	14.5	9.7	14.8	12.2
Agree with 2	28.5	22.9	25.0	24.6	24.8
Agree very strongly with 2	54.7	48.3	53.8	46.9	50.4
Agree with neither	1.2	0.4	0.9	0.5	0.7
Don't know	0.1	0.0	0.0	0.1	0.1

19B. Which of the following statements is closest to your view?

Statement 1: Our elected officials should listen to voters' views and do what they demand.

Statement 2: Our elected leaders should follow their own ideas in deciding what is best for the country.

	Urban	Rural	Men	Women	Total
Agree very strongly with 1	51.6	47.9	53.8	44.2	49.1
Agree with 1	27.3	27.8	24.5	31.0	27.6
Agree with 2	12.2	12.6	9.9	15.2	12.5
Agree very strongly with 2	8.3	10.6	10.9	8.7	9.9
Agree with neither	0.5	0.9	0.8	0.8	0.8
Don't know	0.1	0.1		0.1	0.1

Q75. Do you agree or disagree with the following statement: Information held by public authorities is only for use by government officials; it should not have to be shared with the public.

	Urban	Rural	Men	Women	Total
Strongly disagree	32.0	28.1	31.9	26.9	29.4
Disagree	38.6	42.6	38.9	43.7	41.2
Neither agree nor disagree	3.0	2.9	1.9	4.0	2.9

Agree	19.7	16.8	17.8	17.8	17.8
Strongly agree	6.5	8.7	9.1	6.8	8.0
Don't know	0.2	0.8	0.4	0.9	0.6



Q76A. I would like to ask you about what kinds of information should be shared with the public and which should not. For each of the following, please tell me whether ordinary citizens and news media should have the right to obtain this information from government, or whether government should be allowed to keep the information away from the public.

Budgets and expenditures for the local government (Wereda or City) council?

	Urban	Rural	Men	Women	Total
No, government use only	16.1	19.2	17.3	19.0	18.2
Yes, available to the public	82.8	80.3	82.0	80.2	81.1
Refused	0.0			0.0	0.0
Don't know	1.1	0.5	0.6	0.8	0.7

Q76B. I would like to ask you about what kinds of information should be shared with the public and which should not. For each of the following, please tell me whether ordinary citizens and news media should have the right to obtain this information from government, or whether government should be allowed to keep the information away from the public.

All bids and contracts with businesses that have competed for government-funded projects or purchases?

	Urban	Rural	Men	Women	Total
No, government use only	21.3	25.3	21.4	26.7	24.0
Yes, available to the public	77.1	74.0	78.0	72.0	75.1
Refused	0.1			0.1	0.0
Don't know	1.4	0.6	0.6	1.2	0.9

Q76C. I would like to ask you about what kinds of information should be shared with the public and which should not. For each of the following, please tell me whether ordinary citizens and news media should have the right to obtain this information from government, or whether government should be allowed to keep the information away from the public.

Salary information for teachers and local government] (Wereda or City Admin) officials?

	Urban	Rural	Men	Women	Total
No, government use only	34.5	41.7	37.7	40.9	39.3
Yes, available to the public	63.7	57.3	61.4	57.5	59.5
Refused	0.3	0.0	0.0	0.2	0.1
Don't know	1.5	1.0	0.9	1.4	1.2

Q35A. How likely is it that you could get the following information from government or other public institutions, or haven't you heard enough to say: If you contacted the local school to find out what the school's budget is and how the funds have been used?

	Urban	Rural	Men	Women	Total
Not at all likely	51.6	53.9	50.8	55.6	53.1
Not very likely	13.2	13.1	13.5	12.8	13.1
Somewhat likely	26.3	23.2	26.2	22.2	24.2
Very likely	6.7	8.9	8.3	7.9	8.1
Don't know/Haven't heard	2.2	0.9	1.2	1.5	1.4

Q35B. How likely is it that you could get the following information from government or other public institutions, or haven't you heard enough to say: If you contacted your local government /Wereda or City Admin/ office to find out about the local development plan and budget?

	Urban	Rural	Men	Women	Total
Not at all likely	53.0	58.4	53.4	60.0	56.6
Not very likely	17.1	15.7	17.3	14.9	16.2
Somewhat likely	22.7	18.0	20.8	18.3	19.6
Very likely	5.5	6.9	7.4	5.4	6.4
Don't know/Haven't heard	1.7	1.0	1.1	1.4	1.2

Q35C. How likely is it that you could get the following information from government or other public institutions, or haven't you heard enough to say: If you contacted your local government/Wereda or City Admin/ office to request to see a contract for a government-funded project or purchase?

	Urban	Rural	Men	Women	Total
Not at all likely	56.1	61.8	58.2	61.6	59.9
Not very likely	17.1	14.8	15.7	15.4	15.6
Somewhat likely	20.1	16.5	18.6	16.8	17.7
Very likely	4.5	5.5	6.1	4.2	5.2
Refused	0.1	0.0		0.1	0.0
Don't know/Haven't heard	2.2	1.3	1.3	2.0	1.6

Q34A. How much of the time do you think the following try their best to listen to what ordinary people have to say: Members of House of Peoples' Representatives (HPR)?

	Urban	Rural	Men	Women	Total
Never	38.7	35.3	36.6	36.3	36.5
Only sometimes	47.5	41.8	43.5	43.9	43.7
Often	7.7	14.7	12.4	12.2	12.3
Always	2.5	4.0	4.2	2.7	3.5
Don't know	3.6	4.2	3.2	4.9	4.0

Q34B. How much of the time do you think the following try their best to listen to what ordinary people have to say: Members of local (Wereda or City) councils?

	Urban	Rural	Men	Women	Total
Never	33.7	27.6	29.6	29.7	29.6
Only sometimes	48.0	45.1	46.6	45.6	46.1
Often	13.8	20.5	18.3	18.3	18.3
Always	2.3	4.6	3.9	3.7	3.8
Refused	0.2		0.1		0.1
Don't know	1.9	2.2	1.4	2.8	2.1

Q11A. In your opinion, how likely is it that you could get together with others and make your elected local government/Wereda or City councilor listen to your concerns about a matter of importance to the community?

	Urban	Rural	Men	Women	Total
Not at all likely	34.9	32.5	30.8	36.0	33.3
Not very likely	20.8	22.9	23.7	20.6	22.2
Somewhat likely	37.7	35.5	36.9	35.6	36.3
Very likely	5.6	8.7	8.3	6.9	7.7
Refused	0.0		0.0		0.0
Don't know	0.9	0.3	0.2	0.9	0.5

Q36A. How likely is it that you could get someone to take action: If you went to a local leader or a local government /Wereda or City Admin/ office to request assistance for a development project in your community, like an improved water supply or community clean-up activity.

	Urban	Rural	Men	Women	Total
Not at all likely	32.5	41.3	37.8	39.0	38.3
Not very likely	19.7	15.9	16.7	17.8	17.2
Somewhat likely	39.0	34.6	37.1	35.0	36.1
Very likely	7.8	7.8	8.1	7.5	7.8
Don't know/Haven't heard	0.9	0.4	0.3	0.8	0.5

Q36B. How likely is it that you could get someone to take action: If you went to the local school to report teacher misbehavior such as absenteeism or mistreatment of students.

	Urban	Rural	Men	Women	Total
Not at all likely	29.6	37.2	32.7	36.7	34.6
Not very likely	14.4	13.4	14.3	13.3	13.8
Somewhat likely	34.9	30.7	33.0	31.3	32.1
Very likely	19.4	17.8	19.0	17.6	18.3
Don't know/Haven't heard	1.7	0.8	1.1	1.2	1.1

Q36C. How likely is it that you could get someone to take action: If you went to a local government /Wereda or City Admin/ office or anti-corruption authority to report corrupt behaviour like misuse of funds or requests for bribes.

	Urban	Rural	Men	Women	Total
Not at all likely	44.4	51.5	50.3	47.8	49.1
Not very likely	20.1	15.0	14.4	19.1	16.7
Somewhat likely	26.1	23.9	26.4	22.7	24.6
Very likely	7.3	8.7	8.1	8.4	8.2
Refused	0.1	0.0		0.1	0.0
Don't know/Haven't heard	1.9	1.0	0.8	1.9	1.3

Freedom

See related questions under “Media.”

Q9A. In this country, how free are you: To say what you think?

	Urban	Rural	Men	Women	Total
Not at all free	18.3	9.1	13.5	10.8	12.2
Not very free	20.1	24.3	21.8	24.0	22.9
Somewhat free	40.3	39.1	39.3	39.8	39.5
Completely free	20.8	27.3	25.3	24.9	25.1
Refused		0.0		0.1	0.0
Don't know	0.4	0.2	0.1	0.5	0.3

Q9B. In this country, how free are you: To join any political organization you want?

	Urban	Rural	Men	Women	Total
Not at all free	16.6	14.9	18.5	12.1	15.4
Not very free	24.3	27.7	24.1	29.2	26.5
Somewhat free	36.1	33.9	33.9	35.3	34.6
Completely free	21.5	21.1	21.8	20.7	21.3
Refused	0.0	0.1	0.0	0.1	0.1
Don't know	1.5	2.4	1.7	2.6	2.1

Q9C. In this country, how free are you: To choose who to vote for without feeling pressured?

	Urban	Rural	Men	Women	Total
Not at all free	13.5	14.0	16.8	10.7	13.8
Not very free	19.9	24.7	22.0	24.1	23.0
Somewhat free	34.8	34.4	32.2	37.0	34.6
Completely free	30.9	25.8	28.5	26.5	27.5
Refused		0.1	0.0	0.1	0.1
Don't know	0.9	1.1	0.5	1.6	1.0

Q33D. In your opinion, how often, in this country: Do people have to be careful of what they say about politics?

	Urban	Rural	Men	Women	Total
Never	8.0	8.9	8.5	8.7	8.6
Rarely	26.6	30.5	28.5	29.9	29.2
Often	27.3	25.2	26.2	25.6	25.9
Always	36.8	33.6	35.8	33.5	34.7
Refused		0.0		0.1	0.0
Don't know	1.2	1.8	1.0	2.2	1.6

Q15. Which of the following statements is closest to your view?

Statement 1: The government should be able to ban any organization that goes against its policies.

Statement 2: We should be able to join any organization, whether or not the government approves of it.

	Urban	Rural	Men	Women	Total
Agree very strongly with 1	10.3	14.2	12.4	13.4	12.9
Agree with 1	16.9	18.7	17.6	18.7	18.1
Agree with 2	31.8	30.3	26.6	35.2	30.8
Agree very strongly with 2	39.8	34.9	42.2	30.5	36.5
Agree with neither	0.8	0.5	0.5	0.7	0.6
Refused		0.1	0.1		0.1
Don't know	0.5	1.3	0.6	1.5	1.0

Citizenship and participation

See related questions under “Elections.”

Q8. When you get together with your friends or family, how often would you say you discuss political matters?

	Urban	Rural	Men	Women	Total
Never	38.7	38.2	32.2	44.9	38.4
Occasionally	47.9	45.8	49.6	43.2	46.5
Frequently	13.2	15.9	18.0	11.8	15.0
Don't know	0.2	0.1	0.1	0.2	0.1

Q10A. Here is a list of actions that people sometimes take as citizens. For each of these, please tell me whether you, personally, have done any of these things during the past year. [If “No”:] Would you do this if

you had the chance: Attended a community meeting?	Urban	Rural	Men	Women	Total
No, would never do this	19.6	17.9	12.9	24.4	18.5
No, would do it if I had the chance	24.3	25.1	17.9	32.1	24.8
Yes, once or twice	29.4	25.2	29.4	23.7	26.6
Yes, several times	18.8	19.2	24.4	13.4	19.1
Yes, often	8.0	12.6	15.5	6.3	11.0
Don't know		0.0	0.0	0.0	0.0

Q10B. Here is a list of actions that people sometimes take as citizens. For each of these, please tell me whether you, personally, have done any of these things during the past year. [If “No”:] Would you do this if you had the chance: Got together with others to raise an issue?

	Urban	Rural	Men	Women	Total
No, would never do this	26.0	24.4	19.2	31.0	24.9

No, would do it if I had the chance	23.4	26.4	20.5	30.6	25.4
Yes, once or twice	28.6	24.4	29.6	21.9	25.8
Yes, several times	14.9	17.9	21.8	11.7	16.9
Yes, often	7.1	6.8	8.9	4.8	6.9

Q10C. Here is a list of actions that people sometimes take as citizens. For each of these, please tell me whether you, personally, have done any of these things during the past year. [If “No”:] Would you do this if you had the chance: Participated in a demonstration or protest march?

	Urban	Rural	Man	Woman	Total
No, would never do this	44.0	37.7	36.8	43.0	39.8
No, would do it if I had the chance	28.2	39.0	34.0	36.7	35.3
Yes, once or twice	21.4	16.7	21.2	15.3	18.3
Yes, several times	5.0	4.5	5.8	3.5	4.7
Yes, often	1.4	2.0	2.1	1.5	1.8
Don't know	0.0	0.0	0.0	0.0	0.0

Q11B. During the past year, how often have you contacted any of the following persons about some important problem or to give them your views : A local (Wereda or City) council member?

	Urban	Rural	Men	Women	Total
Never	64.3	65.2	56.0	74.3	64.9
Only once	19.9	19.2	23.0	15.6	19.4
A few times	13.7	12.8	18.0	8.0	13.1
Often	2.2	2.7	3.0	2.0	2.5
Don't know		0.1		0.1	0.0

Q11C. During the past year, how often have you contacted any of the following persons about some important problem or to give them your views : A member of House of Peoples' Representatives (HPR)?

	Urban	Rural	Men	Women	Total
Never	88.1	84.6	82.0	89.7	85.8
Only once	6.4	8.4	9.1	6.2	7.7
A few times	4.0	4.8	6.4	2.5	4.5
Often	1.3	1.5	1.8	1.1	1.5
Don't know	0.2	0.7	0.6	0.5	0.5

Q11C1-ETH. During the past year, how often have you contacted any of the following persons about some important problem or to give them your views: Regional/Zonal council member?

	Urban	Rural	Men	Women	Total
Never	86.5	87.4	84.4	89.9	87.1
Only once	8.7	7.3	8.9	6.6	7.8
A few times	3.4	3.4	5.0	1.8	3.4
Often	1.1	1.2	1.1	1.2	1.2
Don't know	0.2	0.7	0.6	0.5	0.5

Q11D. During the past year, how often have you contacted any of the following persons about some important problem or to give them your views: A political party official?

	Urban	Rural	Men	Women	Total
Never	86.2	86.2	83.2	89.4	86.2
Only once	7.7	7.3	7.9	6.9	7.4
A few times	4.2	5.4	7.4	2.5	5.0
Often	1.5	0.9	1.4	0.7	1.1
Don't know	0.4	0.2	0.1	0.5	0.3



Q11E. During the past year, how often have you contacted any of the following persons about some important problem or to give them your views: A traditional leader?

	Urban	Rural	Men	Women	Total
Never	59.0	43.8	39.6	58.8	49.0
Only once	16.4	19.0	18.8	17.4	18.1
A few times	15.6	21.7	22.8	16.3	19.6
Often	8.5	15.1	18.4	7.0	12.9
Don't know	0.6	0.4	0.4	0.5	0.4

89A. Do you feel close to any particular political party?

	Urban	Rural	Men	Women	Total
No (does NOT feel close to ANY party)	75.2	74.9	70.5	79.8	75.0
Yes (feels close to a party)	23.5	24.0	29.0	18.4	23.9
Refused to answer	0.8	0.6	0.4	1.0	0.7
Does not know	0.5	0.5	0.1	0.9	0.5

Q89B. Which party is that?

	Urban	Rural	Men	Women	Total
Enat Party	0.4	0.4	0.4	0.4	0.4
Ethiopian Citizens for Social Justice Party, EZEMA	1.4	2.0	2.4	1.1	1.8
Ethiopian Federal Democratic Unity Party, Medrek	0.6	0.4	0.7	0.3	0.5
Hibir Ethiopia Democratic Party		0.1	0.2		0.1
National Movement of Amhara	2.5	2.9	3.1	2.4	2.8
Oromo Federalist Congress	0.4	0.0	0.1	0.1	0.1
Oromo Liberation Front	0.6	0.3	0.4	0.4	0.4
Prosperity Party	14.3	14.5	17.5	11.1	14.4
Tigray People Liberation Front (TPLF)	2.5	3.0	3.5	2.2	2.9
Other	0.1	0.1	0.2	0.0	0.1
Not applicable	76.5	76.0	71.0	81.6	76.1
Refused	0.3	0.0	0.1	0.1	0.1
Don't know	0.4	0.2	0.4	0.1	0.3

Rule of law

Q28. Which of the following statements is closest to your view?

Statement 1: Since the Prime Minister was elected to lead the country, he should not be bound by laws or court decisions that he thinks are wrong.

Statement 2: The Prime Minister must always obey the laws and the courts, even if [he] thinks they are wrong.

	Urban	Rural	Men	Women	Total
Agree very strongly with 1	9.1	13.1	12.0	11.5	11.8
Agree with 1	10.7	11.5	10.3	12.2	11.2
Agree with 2	29.7	28.3	27.1	30.6	28.8
Agree very strongly with 2	47.8	45.2	48.3	43.7	46.1
Agree with neither	2.5	1.0	1.8	1.3	1.5
Refused		0.0	0.0		0.0
Don't know	0.2	0.8	0.5	0.7	0.6

Q33B. In your opinion, how often, in this country: Does the Prime Minister ignore the courts and laws of this country?

	Urban	Rural	Men	Women	Total
Never	20.4	24.1	20.4	25.4	22.8
Rarely	43.0	45.2	46.8	42.0	44.5
Often	22.4	17.2	20.3	17.6	19.0
Always	11.4	10.2	10.4	10.7	10.6
Refused		0.1	0.0	0.1	0.0
Don't know	2.8	3.3	2.1	4.2	3.1

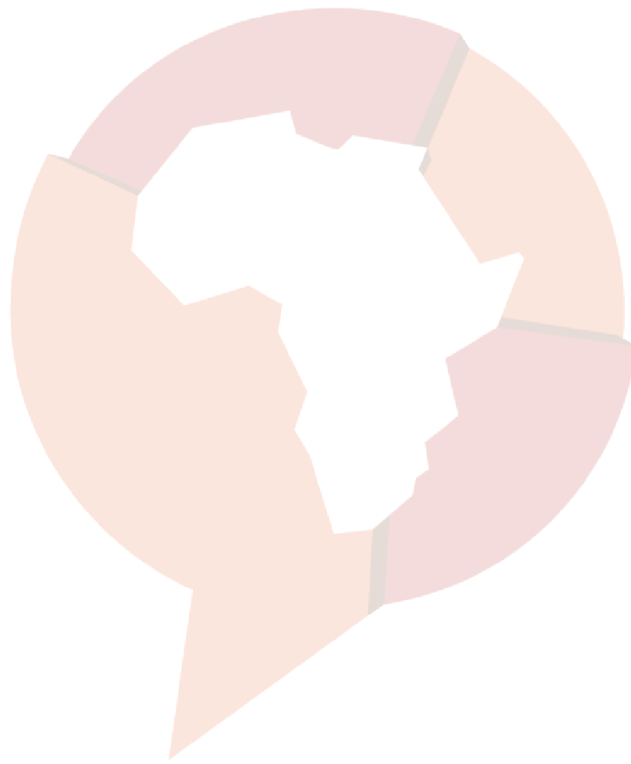
Q33C. In your opinion, how often, in this country: Does the Prime Minister ignore the House of Peoples Representatives (HPR) and just do what he wants?

	Urban	Rural	Men	Women	Total
Never	26.4	28.2	25.5	29.8	27.6
Rarely	41.6	39.5	40.9	39.5	40.2
Often	19.8	18.7	19.9	18.3	19.1
Always	9.4	9.5	10.6	8.2	9.5
Refused		0.0		0.1	0.0
Don't know	2.8	4.1	3.1	4.2	3.6

Q33E. In your opinion, how often, in this country: Are people treated unequally under the law?

	Urban	Rural	Men	Women	Total
Never	21.0	17.0	18.4	18.4	18.4
Rarely	46.6	49.0	48.2	48.3	48.2
Often	21.2	22.0	21.8	21.7	21.8
Always	10.6	11.3	11.5	10.6	11.1

Don't know	0.6	0.5	0.2	0.9	0.6
------------	-----	-----	-----	-----	-----

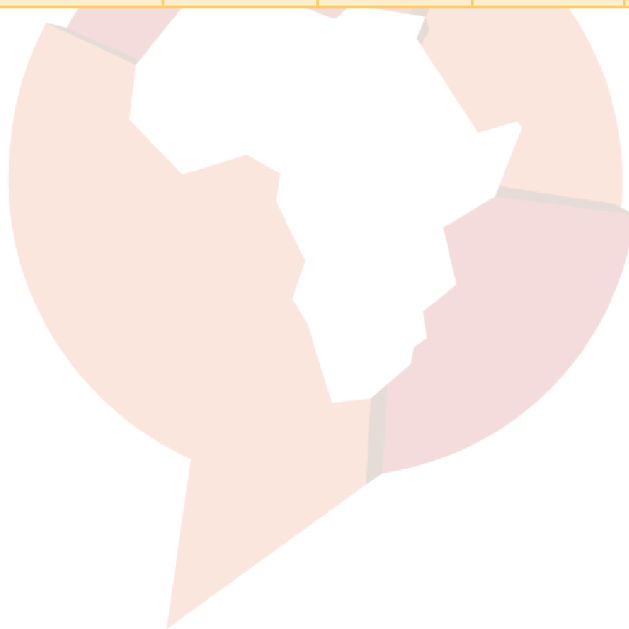


Q33f. In your opinion, how often, in this country: Do officials who commit crimes go unpunished?

	Urban	Rural	Men	Women	Total
Never	17.2	22.0	18.1	22.8	20.4
Rarely	40.1	44.6	42.6	43.6	43.1
Often	26.7	23.9	25.6	24.1	24.9
Always	14.9	7.7	12.0	8.2	10.1
Refused		0.1	0.0	0.1	0.0
Don't know	1.2	1.6	1.7	1.3	1.5

Q33G. In your opinion, how often, in this country: Do ordinary people who break the law go unpunished?

	Urban	Rural	Men	Women	Total
Never	30.9	38.1	35.5	35.9	35.7
Rarely	42.5	37.2	39.0	39.1	39.0
Often	15.6	18.0	17.8	16.5	17.2
Always	9.9	5.7	6.6	7.6	7.1
Don't know	1.1	0.9	1.0	0.9	1.0



Elections

See also Q37C (trust in electoral commission) under “Institutions and leaders.”

Q24. Which of the following statements is closest to your view?

Statement 1: We should choose our leaders in this country through regular, open, and honest elections.

Statement 2: Since elections sometimes produce bad results, we should adopt other methods for choosing this country’s leaders.

	Urban	Rural	Men	Women	Total
Agree very strongly with 1	56.9	57.4	59.7	54.6	57.2
Agree with 1	27.1	27.7	24.9	30.3	27.5
Agree with 2	8.2	8.2	8.4	8.0	8.2
Agree very strongly with 2	7.3	6.3	6.6	6.6	6.6
Agree with neither	0.1	0.2	0.2	0.2	0.2
Refused		0.0		0.1	0.0
Don't know	0.4	0.1	0.3	0.1	0.2

Q25. Which of the following statements is closest to your view?

Statement 1: Political parties create division and confusion; it is therefore unnecessary to have many political parties in Ethiopia.

Statement 2: Many political parties are needed to make sure that Ethiopians have real choices in who governs them.

	Urban	Rural	Men	Women	Total
Agree very strongly with 1	18.4	15.0	17.9	14.3	16.2
Agree with 1	15.0	17.4	14.5	18.8	16.6
Agree with 2	26.1	23.1	22.4	25.9	24.1
Agree very strongly with 2	38.9	43.7	44.8	39.1	42.1
Agree with neither	0.7	0.2	0.2	0.6	0.4
Refused	0.3	0.0		0.2	0.1
Don't know	0.7	0.6	0.2	1.0	0.6

Q26. Which of the following statements is closest to your view?

Statement 1: In a democracy, it is better if power sometimes changes hands in elections from one political party to another.

Statement 2: In a democracy, as long as a government is elected by the people in a free and fair election, it doesn't matter if one party always wins and continuously governs the country.

	Urban	Rural	Men	Women	Total
Agree very strongly with 1	39.2	31.9	37.2	31.4	34.4
Agree with 1	27.1	24.2	23.4	27.0	25.2
Agree with 2	16.3	16.3	14.7	17.9	16.3
Agree very strongly with 2	16.4	26.6	24.0	22.2	23.1

Agree with neither	0.6	0.6	0.4	0.8	0.6
Don't know	0.5	0.4	0.2	0.7	0.4



Q33A. In your opinion, how often, in this country: Does competition between political parties lead to violent conflict?

	Urban	Rural	Men	Women	Total
Never	10.4	13.0	11.1	13.2	12.1
Rarely	54.0	51.8	53.4	51.7	52.6
Often	22.2	21.3	21.6	21.6	21.6
Always	11.3	11.1	12.2	10.1	11.2
Don't know	2.0	2.7	1.6	3.4	2.5

Let's talk about the last national election, held in 2021

Q13. People are not always able to vote in elections, for example, because they weren't registered, they were unable to go, or someone prevented them from voting. How about you? In the last national election, held in 2021, did you vote, or not, or were you too young to vote? Or can't you remember whether you voted?


	Urban	Rural	Men	Women	Total
I did not vote	29.5	20.5	19.3	28.1	23.6
I was too young to vote	1.9	2.9	2.4	2.8	2.6
I can't remember whether I voted	2.0	1.8	1.5	2.3	1.9
I voted in the election	66.4	74.8	76.8	66.9	72.0
Don't know	0.1		0.0	0.0	0.0

Q14A. On the whole, how would you rate the freeness and fairness of the last national election, held in 2021? Was it:

	Urban	Rural	Men	Women	Total
Not free and fair	12.3	12.6	13.4	11.6	12.5
Free and fair, with major problems	21.5	15.0	18.5	15.8	17.2
Free and fair, but with minor problems	30.3	30.4	29.1	31.7	30.4
Completely free and fair	32.4	37.3	35.3	36.0	35.6
Do not understand question	0.6	1.4	1.0	1.3	1.1
Don't know	2.9	3.3	2.6	3.7	3.1
Refused	0.0		0.0		0.0

Q14c. During the last national election campaign in 2021 how much did you personally fear becoming a victim of political intimidation or violence?

	Urban	Rural	Men	Women	Total
A lot	4.1	5.6	5.6	4.6	5.1
Somewhat	10.1	10.4	10.5	10.0	10.3
A little bit	12.0	13.2	12.6	12.9	12.8
Not at all	72.7	70.2	70.8	71.3	71.1
Refused		0.1	0.0	0.1	0.0
Don't know	1.1	0.5	0.4	1.1	0.7



Q12A. Thinking about how elections work in practice in this country, how well do elections: Ensure that representatives to the House of Peoples' Representatives (HPR) reflect the views of voters?

	Urban	Rural	Men	Women	Total
Not at all well	20.9	14.6	17.5	16.0	16.7
Not very well	18.0	22.9	23.7	18.7	21.3
Fairly well	41.1	42.1	40.0	43.6	41.8
Very well	15.6	15.1	14.8	15.7	15.3
Refused	0.0	0.1		0.1	0.1
Don't know	4.4	5.2	4.0	5.9	4.9

Q12B. Thinking about how elections work in practice in this country, how well do elections: Enable voters to remove from office leaders who do not do what the people want?

	Urban	Rural	Men	Women	Total
Not at all well	28.7	23.4	26.4	24.0	25.2
Not very well	23.4	20.6	22.9	20.2	21.6
Fairly well	26.6	35.1	33.4	31.1	32.3
Very well	17.7	17.1	15.3	19.3	17.3
Refused	0.2	0.1	0.3		0.2
Don't know	3.4	3.6	1.8	5.4	3.6

14B. How likely do you think it is that powerful people can find out how you voted, even though there is supposed to be a secret ballot in this country?

	Urban	Rural	Men	Women	Total
Not at all likely	47.9	39.7	43.6	41.2	42.5
Not very likely	16.4	15.1	14.0	17.1	15.5
Somewhat likely	24.6	29.3	29.3	26.0	27.7
Very likely	7.9	12.9	11.2	11.2	11.2
Refused	0.0	0.2	0.1	0.2	0.2
Don't know	3.2	2.9	1.7	4.3	3.0

Q96. If national elections were held tomorrow, which candidate's party would you vote for?

	Urban	Rural	Men	Women	Total
Enat Party	1.0	1.7	0.8	2.2	1.5
Ethiopian Citizens for Social Justice Party, EZEMA	5.2	4.3	4.8	4.4	4.6
Ethiopian Federal Democratic Unity Party, Medrek	2.3	1.7	1.9	1.8	1.9
Hibir Ethiopia Democratic Party	0.4	0.4	0.4	0.5	0.4
National Movement of Amhara	4.4	9.0	9.0	5.8	7.4
Oromo Federalist Congress	2.0	0.9	1.3	1.2	1.3
Oromo Liberation Front	5.4	4.9	4.9	5.3	5.1
Prosperity Party	38.6	42.2	40.5	41.4	40.9
Tigray People Liberation Front (TPLF)	4.5	5.3	5.7	4.3	5.0
Other	0.6	0.2	0.5	0.1	0.3
Would not vote	12.3	5.3	7.7	7.7	7.7

Refused to answer	3.6	1.6	2.4	2.1	2.2
Don't know	19.8	22.6	20.1	23.3	21.6

Institutions and leaders

See related questions under “Public services and government performance.”

Q37A. How much do you trust each of the following, or haven't you heard enough about them to say: The prime minister?

	Urban	Rural	Men	Women	Total
Not at all	32.0	29.8	31.8	29.3	30.5
Just a little	21.4	18.2	18.2	20.5	19.3
Somewhat	28.3	28.5	29.3	27.6	28.4
A lot	17.4	22.8	20.3	21.7	21.0
Refused		0.1	0.0	0.1	0.1
Don't know	0.8	0.5	0.4	0.8	0.6

Q37B. How much do you trust each of the following, or haven't you heard enough about them to say: House of Peoples' Representatives?

	Urban	Rural	Men	Women	Total
Not at all	31.1	25.7	27.0	28.0	27.5
Just a little	25.6	26.1	26.5	25.3	25.9
Somewhat	30.4	30.0	30.4	29.9	30.1
A lot	10.7	15.7	14.3	13.7	14.0
Refused		0.0	0.0		0.0
Don't know	2.2	2.5	1.7	3.1	2.4

Q37C. How much do you trust each of the following, or haven't you heard enough about them to say: National Electoral Board of Ethiopia (NEBE)?

	Urban	Rural	Men	Women	Total
Not at all	28.7	27.0	26.7	28.5	27.6
Just a little	25.4	22.4	23.4	23.5	23.4
Somewhat	29.7	32.5	32.2	30.9	31.5
A lot	13.2	15.2	15.7	13.3	14.5
Refused		0.0	0.0		0.0
Don't know	3.1	2.8	2.0	3.8	2.9

Q37D. How much do you trust each of the following, or haven't you heard enough about them to say: Your local government/Wereda or City council?

	Urban	Rural	Men	Women	Total
Not at all	29.6	20.1	25.2	21.4	23.3
Just a little	25.4	25.5	25.0	25.9	25.5

Somewhat	32.5	34.8	32.1	36.0	34.0
A lot	11.8	19.3	17.3	16.2	16.8
Refused		0.0	0.0		0.0
Don't know	0.6	0.3	0.3	0.5	0.4



Q37E. How much do you trust each of the following, or haven't you heard enough about them to say: The ruling Prosperity Party (PP)?

	Urban	Rural	Men	Women	Total
Not at all	31.7	28.2	31.3	27.4	29.4
Just a little	23.0	21.6	19.5	24.7	22.0
Somewhat	31.9	30.9	31.4	31.0	31.2
A lot	12.3	18.0	17.0	15.1	16.1
Refused		0.2	0.1	0.1	0.1
Don't know	1.1	1.1	0.6	1.7	1.1

Q37F. How much do you trust each of the following, or haven't you heard enough about them to say: Opposition political parties?

	Urban	Rural	Men	Women	Total
Not at all	40.9	42.1	44.0	39.3	41.7
Just a little	26.3	26.8	26.6	26.6	26.6
Somewhat	27.4	20.9	21.0	25.3	23.1
A lot	3.7	5.7	5.6	4.4	5.0
Refused		0.1	0.1	0.1	0.1
Don't know	1.7	4.4	2.6	4.4	3.5

Q37G. How much do you trust each of the following, or haven't you heard enough about them to say: The police?

	Urban	Rural	Men	Women	Total
Not at all	24.9	16.8	20.1	18.9	19.5
Just a little	24.9	21.9	23.6	22.2	22.9
Somewhat	33.4	39.0	36.5	37.7	37.1
A lot	16.6	21.3	19.2	20.2	19.7
Refused		0.0	0.0		0.0
Don't know	0.2	1.0	0.5	1.0	0.7

Q37H. How much do you trust each of the following, or haven't you heard enough about them to say: The army?

	Urban	Rural	Men	Women	Total
Not at all	14.5	10.4	10.5	13.1	11.8
Just a little	15.6	15.0	14.5	15.9	15.2
Somewhat	31.4	29.4	28.4	31.9	30.1
A lot	37.7	44.1	45.7	37.9	41.9
Don't know	0.8	1.2	0.9	1.2	1.0

Q37I. How much do you trust each of the following, or haven't you heard enough about them to say: Courts of law?

	Urban	Rural	Men	Women	Total
Not at all	17.5	14.7	15.1	16.3	15.7
Just a little	22.9	23.4	23.9	22.5	23.2

Somewhat	41.7	37.1	38.0	39.3	38.7
A lot	16.5	23.4	21.9	20.1	21.1
Don't know	1.3	1.4	1.0	1.7	1.4

Q37J. How much do you trust each of the following, or haven't you heard enough about them to say:

Traditional leaders?

	Urban	Rural	Men	Women	Total
Not at all	9.3	7.5	9.0	7.2	8.1
Just a little	16.0	14.6	14.3	15.9	15.1
Somewhat	34.1	31.7	32.5	32.5	32.5
A lot	38.2	44.7	43.1	41.9	42.5
Don't know	2.4	1.4	1.1	2.4	1.7

Q37K. How much do you trust each of the following, or haven't you heard enough about them to say:

Religious leaders?

	Urban	Rural	Men	Women	Total
Not at all	3.8	3.3	4.1	2.9	3.5
Just a little	6.2	5.2	5.5	5.7	5.6
Somewhat	27.6	17.6	21.8	20.1	21.0
A lot	61.8	73.2	68.3	70.5	69.4
Don't know	0.5	0.7	0.4	0.9	0.6

Q47A. Do you approve or disapprove of the way that the following people have performed their jobs over the past 12 months, or haven't you heard enough about them to say: Prime Minister Abiy Ahmed?

	Urban	Rural	Men	Women	Total
Strongly disapprove	19.5	18.4	19.6	18.0	18.8
Disapprove	31.9	27.7	27.7	30.6	29.1
Approve	37.3	37.2	37.4	37.0	37.2
Strongly approve	9.2	14.3	13.3	11.8	12.6
Refused	0.4	0.1	0.1	0.3	0.2
Don't know	1.7	2.3	1.9	2.3	2.1

Q47B. Do you approve or disapprove of the way that the following people have performed their jobs over the past 12 months, or haven't you heard enough about them to say: Your member of House of Peoples' Representatives (HPR)?

	Urban	Rural	Men	Women	Total
Strongly disapprove	14.7	11.9	12.9	12.7	12.8
Disapprove	34.8	30.5	32.9	31.0	32.0
Approve	41.2	44.7	44.5	42.5	43.5
Strongly approve	5.9	8.8	7.4	8.3	7.8
Refused	0.0	0.0	0.1		0.0
Don't know	3.5	4.1	2.2	5.6	3.9

Q47C. Do you approve or disapprove of the way that the following people have performed their jobs over the past 12 months, or haven't you heard enough about them to say: Your elected local government/Wereda or City/ councillor?

	Urban	Rural	Men	Women	Total
Strongly disapprove	14.2	10.1	12.1	10.8	11.5
Disapprove	32.6	31.2	32.0	31.4	31.7
Approve	44.2	47.5	46.5	46.3	46.4
Strongly approve	6.9	8.9	7.6	8.8	8.2
Refused	0.0	0.1	0.1	0.1	0.1
Don't know	2.1	2.1	1.7	2.5	2.1

Corruption

Also see questions in:

- “Public services and government performance” about government performance in fighting corruption (Q46J) and bribe-paying for public services (Q40-Q43)
- “Responsive and transparent government” about government action in response to reported corruption (Q36C)
- “COVID-19” about corruption in the management of pandemic-related resources (Q62)

Q38A. How many of the following people do you think are involved in corruption, or haven't you heard enough about them to say: The prime minister and officials in his office?

	Urban	Rural	Men	Women	Total
None	14.9	21.3	18.7	19.6	19.2
Some of them	46.9	45.5	45.6	46.3	46.0
Most of them	21.3	17.7	18.9	18.9	18.9
All of them	8.8	7.3	9.2	6.3	7.8
Refused	0.0	0.0	0.0	0.0	0.0
Don't know	8.1	8.2	7.5	8.9	8.1

Q38B. How many of the following people do you think are involved in corruption, or haven't you heard enough about them to say: Members of House of Peoples' Representatives (HPR)?

	Urban	Rural	Men	Women	Total
None	13.0	18.1	17.1	15.7	16.4
Some of them	51.8	50.7	50.3	51.8	51.0
Most of them	19.3	16.8	17.5	17.8	17.6
All of them	6.7	5.7	7.4	4.6	6.0
Refused		0.0	0.0		0.0
Don't know	9.3	8.7	7.7	10.1	8.9

Q38C. How many of the following people do you think are involved in corruption, or haven't you heard enough about them to say: Civil servants?

	Urban	Rural	Men	Women	Total
None	7.7	12.7	10.5	11.5	11.0
Some of them	48.0	45.6	45.5	47.3	46.4
Most of them	31.8	30.5	32.5	29.3	30.9
All of them	9.6	6.5	7.9	7.1	7.5
Refused	0.2	0.0	0.0	0.1	0.1
Don't know	2.7	4.8	3.5	4.7	4.1



Q38D. How many of the following people do you think are involved in corruption, or haven't you heard enough about them to say: Local government/Wereda or City/ councillors?

	Urban	Rural	Men	Women	Total
None	9.1	14.4	12.1	13.1	12.6
Some of them	51.6	47.5	48.5	49.2	48.9
Most of them	27.8	27.4	27.9	27.2	27.6
All of them	8.0	7.3	8.7	6.3	7.6
Refused		0.0	0.0		0.0
Don't know	3.5	3.3	2.7	4.2	3.4

Q38E. How many of the following people do you think are involved in corruption, or haven't you heard enough about them to say: Police?

	Urban	Rural	Men	Women	Total
None	11.0	17.6	14.0	16.8	15.4
Some of them	51.2	48.5	49.4	49.4	49.4
Most of them	25.0	23.4	24.4	23.4	23.9
All of them	10.1	7.4	9.7	6.9	8.3
Refused	0.2	0.0	0.0	0.1	0.1
Don't know	2.5	3.1	2.5	3.3	2.9

Q38F. How many of the following people do you think are involved in corruption, or haven't you heard enough about them to say: Judges and magistrates?

	Urban	Rural	Men	Women	Total
None	12.3	19.0	16.5	17.0	16.7
Some of them	48.1	44.7	46.6	45.0	45.8
Most of them	27.4	24.1	24.2	26.2	25.2
All of them	8.6	8.3	9.4	7.3	8.4
Refused		0.0	0.1		0.0
Don't know	3.6	3.9	3.2	4.5	3.8

Q38G. How many of the following people do you think are involved in corruption, or haven't you heard enough about them to say: Tax officials, like officials from the Ethiopian Ministry of Revenue/ Regional Revenue Bureaus?

	Urban	Rural	Men	Women	Total
None	10.7	17.2	13.5	16.6	15.0
Some of them	46.0	45.1	45.4	45.5	45.4
Most of them	31.0	25.1	29.3	24.9	27.1
All of them	8.1	6.6	7.7	6.5	7.1
Refused		0.0	0.0		0.0
Don't know	4.2	5.9	4.1	6.6	5.3

Q38H. How many of the following people do you think are involved in corruption, or haven't you heard enough about them to say: Traditional leaders?

	Urban	Rural	Men	Women	Total
--	-------	-------	-----	-------	-------

None	54.3	66.6	62.4	62.4	62.4
Some of them	32.9	25.1	28.3	27.1	27.7
Most of them	7.4	4.2	5.2	5.4	5.3
All of them	2.4	3.4	2.9	3.2	3.0
Don't know	3.1	0.8	1.2	1.9	1.6

Q38I. How many of the following people do you think are involved in corruption, or haven't you heard enough about them to say: Religious leaders?

	Urban	Rural	Men	Women	Total
None	61.5	74.5	69.6	70.6	70.1
Some of them	30.5	17.6	21.9	22.0	21.9
Most of them	3.7	3.7	3.8	3.5	3.7
All of them	2.9	3.8	4.1	2.8	3.5
Don't know	1.4	0.5	0.5	1.1	0.8

Q38J. How many of the following people do you think are involved in corruption, or haven't you heard enough about them to say: Business executives?

	Urban	Rural	Men	Women	Total
None	9.7	13.8	11.8	13.1	12.4
Some of them	43.8	46.3	46.7	44.2	45.5
Most of them	32.4	25.2	27.6	27.7	27.7
All of them	10.4	7.1	8.5	7.9	8.2
Refused		0.0	0.0		0.0
Don't know	3.7	7.5	5.4	7.1	6.2

Q38K. How many of the following people do you think are involved in corruption, or haven't you heard enough about them to say: Non-governmental organisations?

	Urban	Rural	Men	Women	Total
None	26.0	34.2	33.3	29.4	31.4
Some of them	44.2	39.7	40.7	41.8	41.3
Most of them	16.2	11.3	11.5	14.5	12.9
All of them	6.9	4.3	5.9	4.4	5.2
Refused		0.2	0.3		0.1
Don't know/ Haven't heard	6.7	10.4	8.5	9.8	9.1

Q39A. In your opinion, over the past year, has the level of corruption in this country increased, decreased, or stayed the same?

	Urban	Rural	Men	Women	Total
Increased a lot	47.1	39.0	43.9	39.5	41.8
Increased somewhat	21.7	22.9	22.0	23.0	22.5
Stayed the same	16.1	15.2	13.8	17.4	15.5
Decreased somewhat	6.4	11.3	9.6	9.7	9.7
Decreased a lot	7.2	9.4	9.1	8.1	8.6
Refused		0.0	0.0	0.0	0.0
Don't know	1.6	2.0	1.6	2.2	1.9

39B. In this country, can ordinary people report incidents of corruption without fear, or do they risk retaliation or other negative consequences if they speak out?

	Urban	Rural	Men	Women	Total
Can report without fear	20.4	28.1	24.8	26.1	25.5
Risk retaliation or other negative consequences	78.6	70.8	74.2	72.6	73.4
Refused		0.1	0.2		0.1
Don't know	1.1	1.0	0.8	1.3	1.0

Public services & government performance

See related questions in the sections on “Respondents and their households” (about electricity at the household level), “Institutions and leaders,” and “Security, crime, and the police.”

Services and facilities in the enumeration area

The questions in this section asked Afrobarometer enumerators to record the availability or condition of selected facilities and services in or near each primary sampling unit/enumeration area (PSU/EA). Because these data are captured at the EA level, the sample size is significantly smaller, and the margins of error significantly larger, than for findings captured at the individual or household levels.

EA-SVC-A. Are the following services present in the primary sampling unit / enumeration area: Electricity grid that most houses can access?

	Urban	Rural	Men	Women	Total
No	7.2	71.6	49.8	49.8	49.8
Yes	92.8	28.4	50.2	50.2	50.2

EA-SVC-B. Are the following services present in the primary sampling unit / enumeration area: Piped water system that most houses can access?

	Urban	Rural	Men	Women	Total
No	25.1	85.3	64.9	64.9	64.9
Yes	74.9	14.7	35.1	35.1	35.1

EA-SVC-C. Are the following services present in the primary sampling unit / enumeration area: Sewage system that most houses can access?

	Urban	Rural	Men	Women	Total
No	58.8	98.1	84.9	84.7	84.8
Yes	41.2	1.9	15.1	15.3	15.2

EA-SVC-D. Are the following services present in the primary sampling unit / enumeration area: Mobile phone service?

	Urban	Rural	Men	Women	Total
No	7.0	15.2	12.2	12.6	12.4
Yes	93.0	84.8	87.8	87.4	87.6



EA-SVC-E. Are the following services present in the primary sampling unit / enumeration area: Borehole or tubewell?

	Urban	Rural	Men	Women	Total
No	62.6	65.3	64.2	64.6	64.4
Yes	37.4	34.7	35.8	35.4	35.6

EA-FAC-A. Are the following facilities present in the primary sampling unit / enumeration area or in easy walking distance: Post office?

	Urban	Rural	Men	Women	Total
No	50.7	89.1	76.2	75.9	76.1
Yes	49.3	10.9	23.8	24.1	23.9

EA-FAC-B. Are the following facilities present in the primary sampling unit / enumeration area or in easy walking distance: School (private or public or both)?

	Urban	Rural	Men	Women	Total
No	9.4	11.7	10.8	11.1	10.9
Yes	90.6	88.3	89.2	88.9	89.1

EA-FAC-C. Are the following facilities present in the primary sampling unit / enumeration area or in easy walking distance: Police station?

	Urban	Rural	Men	Women	Total
No	18.7	69.0	52.4	51.5	52.0
Yes	81.3	31.0	47.6	48.5	48.0

EA-FAC-D. Are the following facilities present in the primary sampling unit / enumeration area or in easy walking distance: Health clinic (private or public or both)?


	Urban	Rural	Men	Women	Total
No	10.9	31.5	24.5	24.6	24.5
Yes	89.1	68.5	75.5	75.4	75.5

EA-FAC-E. Are the following facilities present in the primary sampling unit / enumeration area or in easy walking distance: Market stalls (selling groceries and / or clothing)?

	Urban	Rural	Men	Women	Total
No	13.5	57.8	43.2	42.4	42.8
Yes	86.5	42.2	56.8	57.6	57.2

EA-FAC-F. Are the following facilities present in the primary sampling unit / enumeration area or in easy walking distance: Bank, money transfer point, mobile banking services, or ATM?

	Urban	Rural	Men	Women	Total
No	25.2	82.3	62.9	63.0	62.9
Yes	74.8	17.7	37.1	37.0	37.1



EA-FAC-F2. Are the following facilities present in the primary sampling unit / enumeration area or in easy walking distance: A social center, government help center, or other government office where people can request help with problems?

	Urban	Rural	Men	Women	Total
No	24.1	67.1	51.9	53.2	52.6
Yes	75.9	32.9	48.1	46.8	47.4

EA-FAC-G. Are the following facilities present in the primary sampling unit / enumeration area or in easy walking distance: Is there any kind of paid transport, such as a bus, taxi, moped, or other form, available on a daily basis?

	Urban	Rural	Men	Women	Total
No	9.8	59.3	42.6	42.4	42.5
Yes	90.2	40.7	57.4	57.6	57.5

EA-SEC-A. In the PSU / EA, did you (or any of your colleagues) see: Any police officers or police vehicles?

	Urban	Rural	Men	Women	Total
No	52.6	92.4	78.4	79.5	78.9
Yes	47.4	7.6	21.6	20.5	21.1

EA-SEC-B. In the PSU / EA, did you (or any of your colleagues) see: Any soldiers or army vehicles?

	Urban	Rural	Men	Women	Total
No	64.8	91.9	82.8	82.7	82.7
Yes	35.2	8.1	17.2	17.3	17.3

EA-SEC-C. In the PSU / EA, did you (or any of your colleagues) see: Any roadblocks set up by police or army?


	Urban	Rural	Men	Women	Total
No	69.4	92.6	84.9	84.6	84.7
Yes	30.6	7.4	15.1	15.4	15.3

EA-SEC-D. In the PSU / EA, did you (or any of your colleagues) see: Any customs checkpoints?

	Urban	Rural	Men	Women	Total
No	78.2	95.2	89.5	89.4	89.4
Yes	21.8	4.8	10.5	10.6	10.6

EA-SEC-E. In the PSU / EA, did you (or any of your colleagues) see: Roadblocks by private security/local community in the PSU/EA: Any roadblocks or booms set up by private security providers or by the local community?

	Urban	Rural	Men	Women	Total
No	79.1	97.6	91.4	91.2	91.3
Yes	20.9	2.4	8.6	8.8	8.7



EA-ROAD-A. Thinking of the journey here: Was the road at the start point in the PSU / EA:

	Urban	Rural	Men	Women	Total
Earth	33.2	71.9	59.1	58.4	58.8
Gravel	27.6	11.0	16.8	16.4	16.6
Stone	24.6	11.2	15.6	15.9	15.8
Muram	5.4		1.7	2.0	1.8
Paved/ Tarred	2.3	1.7	1.6	2.2	1.9
Concrete	6.9	2.4	4.1	3.8	3.9
None of above		1.8	1.0	1.3	1.2

EA-ROAD-B. Thinking of the journey here: What was the most common surface of the road over the last 5 kilometers before arriving at the start point of the PSU / EA?

	Urban	Rural	Men	Women	Total
Earth	21.0	61.5	48.2	47.3	47.8
Gravel	24.1	12.0	15.9	16.2	16.1
Stone	11.3	14.0	13.2	13.0	13.1
Muram	4.3	0.8	1.7	2.3	2.0
Paved/ Tarred	15.1	1.9	6.2	6.7	6.4
Concrete	24.2	8.6	14.1	13.7	13.9
None of above		1.1	0.7	0.8	0.7

EA-ROAD-C. Thinking of the journey here: What was the condition of the road in the last 5 km before reaching the start point of the PSU / EA? Was the road in excellent or good condition and easy to traverse, or was it in poor or very poor condition, that is, difficult to traverse due to potholes, waterlogging, or other issues, or was it impassable at any point (e.g. due to a collapsed bridge, fallen tree, flooding, etc.)?

	Urban	Rural	Men	Women	Total
Impassable	2.1	6.2	4.8	4.9	4.8
Very poor	10.8	35.3	26.7	27.2	26.9
Poor	5.9	18.8	14.5	14.3	14.4
Fair	29.2	26.2	28.0	26.5	27.2
Good	36.8	9.7	18.8	19.0	18.9
Very good	15.1	3.8	7.2	8.1	7.7

Citizens' experiences with public services

Now I would like to talk to you about experiences that some people have in accessing certain essential government services.

40A. In the past 12 months, have you had contact with a public school?

	Urban	Rural	Men	Women	Total
No	59.5	62.1	52.9	70.0	61.2
Yes	40.5	37.9	47.1	30.0	38.8
Don't know	0.0			0.0	0.0

Q40B. How easy or difficult was it to obtain the services you needed from teachers or school officials?

	Urban	Rural	Men	Women	Total
Very easy	8.3	10.1	12.6	6.2	9.5
Easy	25.0	21.3	26.4	18.5	22.6
Difficult	5.9	5.7	7.1	4.4	5.8
Very Difficult	1.3	0.8	1.0	0.9	0.9
Not applicable	59.5	62.1	52.9	70.0	61.2
Don't know	0.0		0.0		0.0

Q40C. How often, if ever, did you have to pay a bribe, give a gift, or do a favour for a teacher or school official in order to get the services you needed from the schools?

	Urban	Rural	Men	Women	Total
Never	35.4	33.7	41.8	26.3	34.3
Once or twice	2.4	2.3	3.3	1.4	2.4
A few times	2.0	1.6	1.7	1.8	1.7
Often	0.6	0.1	0.2	0.4	0.3
Not applicable	59.5	62.1	52.9	70.0	61.2
Don't know	0.1	0.1	0.0	0.1	0.1

Q40 D. In general, when dealing with teachers and school officials, how much do you feel that they treat you with respect?

	Urban	Rural	Men	Women	Total
Not at all	4.1	2.8	3.5	3.0	3.3
A little bit	4.9	5.6	6.3	4.4	5.4
Somewhat	12.8	9.3	12.3	8.6	10.5
A lot	18.7	20.1	25.0	14.0	19.6
No contact	59.5	62.1	52.9	70.0	61.2
Don't know	0.0	0.0	0.0		0.0

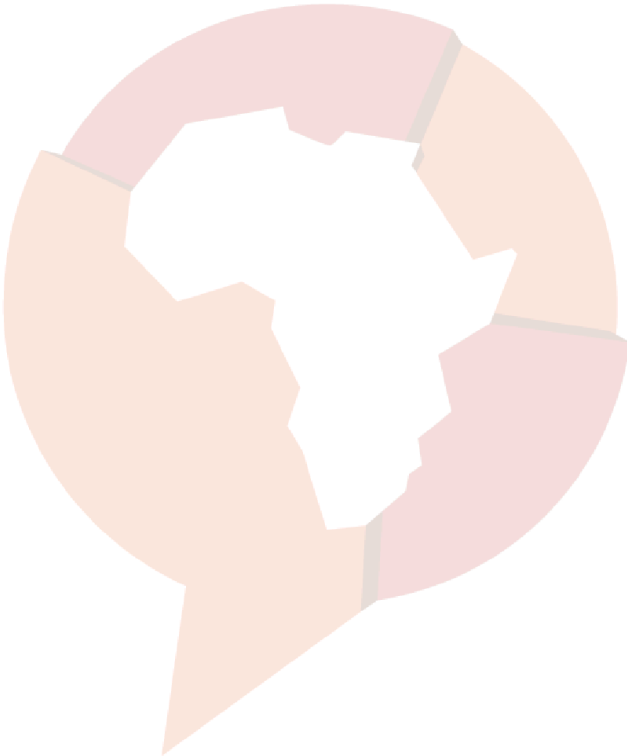
41A. In the past 12 months, have you had contact with a public clinic or hospital?

	Urban	Rural	Men	Women	Total
No	35.0	41.2	41.8	36.2	39.1
Yes	65.0	58.8	58.2	63.8	60.9

Q41B. How easy or difficult was it to obtain the medical care or services you needed?

	Urban	Rural	Men	Women	Total
Very easy	6.2	7.0	6.7	6.9	6.8
Easy	31.0	28.1	24.1	34.4	29.1

Difficult	20.7	18.1	21.2	16.6	19.0
Very Difficult	7.1	5.6	6.2	6.0	6.1
Not applicable	35.0	41.2	41.8	36.2	39.1



Q41 C. How often, if ever, did you have to pay a bribe, give a gift, or do a favour for a health worker or clinic or hospital staff in order to get the medical care or services you needed?

	Urban	Rural	Men	Women	Total
Never	57.8	52.9	52.3	57.0	54.6
Once or twice	3.6	4.1	4.0	3.9	3.9
A few times	2.7	1.2	1.6	1.7	1.7
Often	0.4	0.6	0.2	0.8	0.5
Not applicable	35.0	41.2	41.8	36.2	39.1
Don't know	0.5	0.1	0.1	0.3	0.2

Q41E. And have you encountered any of these problems with a public clinic or hospital during the past 12 months: Lack of medicines or other supplies?

	Urban	Rural	Men	Women	Total
Never	15.6	10.5	8.7	16.0	12.3
Once or twice	18.6	17.9	17.9	18.3	18.1
A few times	17.2	15.9	15.8	16.8	16.3
Often	13.6	14.5	15.7	12.6	14.2
Not applicable	35.0	41.2	41.8	36.2	39.1
Don't know		0.0	0.1		0.0

Q41F. And have you encountered any of these problems with a public clinic or hospital during the past 12 months: Absence of doctors or other medical personnel?

	Urban	Rural	Men	Women	Total
Never	27.1	26.2	22.8	30.5	26.5
Once or twice	18.6	14.1	16.3	14.8	15.6
A few times	12.6	12.0	12.8	11.6	12.2
Often	6.7	6.2	6.2	6.5	6.3
Not applicable	35.0	41.2	41.8	36.2	39.1
Don't know	0.0	0.3	0.1	0.3	0.2

Q41G. And have you encountered any of these problems with a public clinic or hospital during the past 12 months: Long waiting time?

	Urban	Rural	Men	Women	Total
Never	9.5	11.9	10.3	11.9	11.1
Once or twice	20.3	22.2	19.7	23.5	21.6
A few times	21.5	16.1	17.4	18.5	17.9
Often	13.7	8.6	10.9	9.7	10.3
Not applicable	35.0	41.2	41.8	36.2	39.1
Don't know		0.1		0.1	0.1

Q41H. And have you encountered any of these problems with a public clinic or hospital during the past 12 months: Poor condition of facilities?

	Urban	Rural	Men	Women	Total
Never	19.7	19.8	16.9	22.7	19.8
Once or twice	20.4	17.7	18.6	18.6	18.6
A few times	14.2	12.2	12.7	13.0	12.9
Often	10.4	8.5	9.5	8.8	9.2
Not applicable	35.0	41.2	41.8	36.2	39.1
Refused	0.0		0.0		0.0
Don't know	0.2	0.7	0.5	0.6	0.5

Q42A. In the past 12 months, have you tried to get an identity document like a birth certificate, driver's license, passport or voter's card, or permit from government?

	Urban	Rural	Men	Women	Total
No	42.7	62.2	50.2	61.3	55.6
Yes	57.3	37.8	49.8	38.7	44.4
Don't know	0.0	0.0	0.0		0.0

Q42B. How easy or difficult was it to obtain the document you needed?

	Urban	Rural	Men	Women	Total
Very easy	4.8	5.3	5.8	4.4	5.1
Easy	20.7	20.0	21.8	18.7	20.3
Difficult	21.2	9.2	14.9	11.5	13.2
Very Difficult	10.6	3.2	7.4	3.9	5.7
Not applicable	42.7	62.2	50.2	61.3	55.6
Don't know		0.1		0.2	0.1


Q42C. How often, if ever, did you have to pay a bribe, give a gift, or do a favour for a government official in order to get the document you needed?

	Urban	Rural	Men	Women	Total
Never	45.3	29.1	36.4	32.7	34.6
Once or twice	6.3	4.6	6.8	3.4	5.2
A few times	3.7	3.0	4.8	1.6	3.3
Often	2.0	1.0	1.8	0.7	1.3
Not applicable	42.7	62.2	50.2	61.3	55.6
Don't know		0.2		0.3	0.1

Q42D. In general, when dealing with government officials to obtain documents, how much do you feel that they treat you with respect?

	Urban	Rural	Men	Women	Total
Not at all	12.1	5.1	8.7	6.3	7.5
A little bit	14.3	7.3	11.8	7.5	9.7
Somewhat	18.7	12.9	16.0	13.6	14.9
A lot	12.2	12.4	13.3	11.3	12.3

No contact	42.7	62.2	50.2	61.3	55.6
Don't know		0.1		0.1	0.0



Q43A. In the past 12 months, have you requested assistance from the police?

	Urban	Rural	Men	Women	Total
No	85.9	90.7	85.8	92.4	89.0
Yes	14.1	9.3	14.2	7.5	11.0
Don't know		0.0		0.0	0.0

Q43B. How easy or difficult was it to obtain the assistance you needed?

	Urban	Rural	Men	Women	Total
Very easy	1.1	1.0	1.3	0.8	1.0
Easy	5.9	3.6	5.6	3.2	4.4
Difficult	4.5	2.8	4.2	2.6	3.4
Very Difficult	2.6	1.9	3.1	1.0	2.1
Not applicable	85.9	90.7	85.8	92.5	89.0

Q43C. How often, if ever, did you have to pay a bribe, give a gift, or do a favour for a police officer in order to get the assistance you needed?

	Urban	Rural	Men	Women	Total
Never	10.6	5.3	9.1	5.0	7.1
Once or twice	2.4	2.6	2.9	2.1	2.5
A few times	0.6	1.0	1.5	0.3	0.9
Often	0.5	0.4	0.7	0.1	0.4
Not applicable	85.9	90.7	85.8	92.5	89.0

Q43D. In the past 12 months, how often have you encountered the police in other situations, like at checkpoints, during identity checks or traffic stops, or during an investigation?

	Urban	Rural	Men	Women	Total
Never	45.4	63.1	50.9	63.6	57.1
Once or twice	24.7	14.4	18.7	17.0	17.9
A few times	18.0	16.2	19.6	13.9	16.8
Often	11.8	6.0	10.7	5.1	8.0
Don't know	0.1	0.3	0.1	0.3	0.2

Q43E. How often, if ever, did you have to pay a bribe, give a gift, or do a favour for a police officer in order to avoid a problem during one of these encounters?

	Urban	Rural	Men	Women	Total
Never	46.9	29.3	40.3	30.0	35.3
Once or twice	4.3	4.3	4.5	4.1	4.3
A few times	2.3	2.2	2.8	1.6	2.2
Often	1.0	0.8	1.5	0.3	0.9
Not applicable	45.4	63.4	50.9	64.0	57.3
Don't know	0.0	0.1	0.0	0.1	0.1

Government performance

Now let's speak about the performance of the present government of this country.

Q46A. How well or badly would you say the current government is handling the following matters, or haven't you heard enough to say: Managing the economy?

	Urban	Rural	Men	Women	Total
Very badly	40.7	37.1	40.6	36.0	38.3
Fairly badly	35.2	33.5	32.4	35.9	34.1
Fairly well	20.8	23.7	22.4	23.0	22.7
Very well	3.2	5.1	4.3	4.6	4.5
Don't know	0.1	0.6	0.3	0.5	0.4

Q46B. How well or badly would you say the current government is handling the following matters, or haven't you heard enough to say: Improving the living standards of the poor?

	Urban	Rural	Men	Women	Total
Very badly	41.8	37.7	41.6	36.4	39.1
Fairly badly	36.1	32.7	34.4	33.3	33.8
Fairly well	19.5	23.6	19.7	24.7	22.2
Very well	2.3	5.8	4.0	5.2	4.6
Don't know	0.4	0.2	0.2	0.3	0.3

Q46C. How well or badly would you say the current government is handling the following matters, or haven't you heard enough to say: Creating jobs?

	Urban	Rural	Men	Women	Total
Very badly	44.7	40.4	44.2	39.4	41.9
Fairly badly	31.0	32.7	30.2	34.1	32.1
Fairly well	21.0	21.3	21.4	21.0	21.2
Very well	3.1	5.1	4.0	4.9	4.4
Don't know	0.3	0.5	0.2	0.6	0.4

Now I would like to talk to you about experiences that some people have in accessing certain essential government services.

Q46D. How well or badly would you say the current government is handling the following matters, or haven't you heard enough to say: Keeping prices stable?

	Urban	Rural	Men	Women	Total
Very badly	57.9	59.9	59.8	58.7	59.3
Fairly badly	26.0	25.6	27.2	24.1	25.7
Fairly well	14.3	11.9	11.4	14.1	12.7
Very well	1.8	2.3	1.5	2.8	2.1

Don't know		0.2	0.1	0.3	0.2
------------	--	-----	-----	-----	-----

Q46E. How well or badly would you say the current government is handling the following matters, or haven't you heard enough to say: Narrowing gaps between rich and poor?

	Urban	Rural	Men	Women	Total
Very badly	50.0	43.9	49.3	42.4	46.0
Fairly badly	35.8	35.7	33.8	37.8	35.7
Fairly well	11.3	16.7	14.0	15.8	14.9
Very well	2.4	3.0	2.2	3.4	2.8
Refused		0.0	0.0		0.0
Don't know	0.4	0.7	0.6	0.6	0.6

Q46F. How well or badly would you say the current government is handling the following matters, or haven't you heard enough to say: Reducing crime?

	Urban	Rural	Men	Women	Total
Very badly	35.3	26.6	30.3	28.6	29.5
Fairly badly	27.7	28.7	28.0	28.8	28.4
Fairly well	30.3	34.2	32.4	33.3	32.9
Very well	6.7	9.9	8.9	8.7	8.8
Don't know	0.1	0.6	0.3	0.6	0.5

Q46G. How well or badly would you say the current government is handling the following matters, or haven't you heard enough to say: Improving basic health services?

	Urban	Rural	Men	Women	Total
Very badly	14.8	17.2	17.4	15.4	16.4
Fairly badly	25.8	32.2	29.9	30.1	30.0
Fairly well	49.5	41.0	43.1	44.7	43.9
Very well	9.9	9.4	9.3	9.8	9.6
Don't know	0.1	0.1	0.2		0.1


Q46H. How well or badly would you say the current government is handling the following matters, or haven't you heard enough to say: Addressing educational needs?

	Urban	Rural	Men	Women	Total
Very badly	9.7	11.6	12.0	9.9	11.0
Fairly badly	20.7	21.4	22.2	20.1	21.2
Fairly well	54.4	49.5	48.9	53.5	51.1
Very well	14.7	17.3	16.5	16.3	16.4
Refused		0.0		0.0	0.0
Don't know	0.6	0.2	0.4	0.3	0.3

Q46I. How well or badly would you say the current government is handling the following matters, or haven't you heard enough to say: Providing water and sanitation services?

	Urban	Rural	Men	Women	Total
Very badly	18.4	28.5	26.8	23.2	25.1

Fairly badly	26.0	26.1	25.6	26.6	26.1
Fairly well	43.1	35.3	36.7	39.3	38.0
Very well	12.5	10.1	10.9	10.9	10.9
Don't know	0.0		0.0		0.0



Q46J. How well or badly would you say the current government is handling the following matters, or haven't you heard enough to say: Fighting corruption in government?

	Urban	Rural	Men	Women	Total
Very badly	29.7	26.9	29.4	26.2	27.9
Fairly badly	37.3	37.3	37.5	37.0	37.3
Fairly well	27.9	29.4	28.0	29.7	28.9
Very well	4.0	4.4	3.9	4.7	4.3
Refused		0.0	0.0		0.0
Don't know	1.1	2.0	1.1	2.3	1.7

Q46K. How well or badly would you say the current government is handling the following matters, or haven't you heard enough to say: Maintaining roads and bridges?

	Urban	Rural	Men	Women	Total
Very badly	18.6	28.7	28.0	22.3	25.3
Fairly badly	29.3	29.1	28.7	29.7	29.2
Fairly well	41.5	34.3	35.4	38.2	36.7
Very well	10.0	7.3	7.3	9.2	8.2
Don't know	0.6	0.6	0.6	0.6	0.6

Q46L. How well or badly would you say the current government is handling the following matters, or haven't you heard enough to say: Providing a reliable supply of electricity?

	Urban	Rural	Men	Women	Total
Very badly	17.9	44.7	37.5	33.6	35.6
Fairly badly	28.7	28.1	28.1	28.6	28.3
Fairly well	43.3	21.9	28.2	30.3	29.2
Very well	10.1	5.0	5.9	7.6	6.7
Don't know		0.3	0.3		0.2


Q46M. How well or badly would you say the current government is handling the following matters, or haven't you heard enough to say: Preventing or resolving violent conflict?

	Urban	Rural	Men	Women	Total
Very badly	27.2	23.6	27.7	21.7	24.8
Fairly badly	34.4	28.2	28.7	32.1	30.3
Fairly well	31.3	37.9	34.0	37.4	35.7
Very well	6.8	9.6	9.2	8.1	8.7
Refused		0.0	0.0		0.0
Don't know	0.2	0.7	0.4	0.7	0.5

Q46N. How well or badly would you say the current government is handling the following matters, or haven't you heard enough to say: Promoting equal rights and opportunities for women?

	Urban	Rural	Men	Women	Total
Very badly	15.0	18.3	17.6	16.8	17.2
Fairly badly	21.1	16.0	15.2	20.4	17.7
Fairly well	44.9	44.8	46.8	42.8	44.9

Very well	18.2	20.1	19.3	19.6	19.4
Refused		0.4	0.5		0.2
Don't know	0.7	0.4	0.6	0.4	0.5



Q46O. How well or badly would you say the current government is handling the following matters, or haven't you heard enough to say: Protecting and promoting the well-being of vulnerable children?

	Urban	Rural	Men	Women	Total
Very badly	16.0	18.9	18.8	17.0	17.9
Fairly badly	32.9	25.4	27.9	28.0	27.9
Fairly well	43.6	44.9	45.0	43.9	44.5
Very well	7.0	9.3	7.2	9.9	8.6
Don't know	0.5	1.5	1.1	1.3	1.2

Q46P. How well or badly would you say the current government is handling the following matters, or haven't you heard enough to say: Addressing the problem of climate change?

	Urban	Rural	Men	Women	Total
Very badly	11.1	5.8	7.9	7.2	7.6
Fairly badly	20.5	18.5	20.3	18.0	19.2
Fairly well	48.6	45.2	46.3	46.4	46.3
Very well	15.3	22.6	20.2	20.0	20.1
Don't know	4.6	7.9	5.3	8.4	6.8

Q46Q. How well or badly would you say the current government is handling the following matters, or haven't you heard enough to say: Reducing pollution and protecting the environment?

	Urban	Rural	Men	Women	Total
Very badly	10.6	7.0	8.9	7.4	8.2
Fairly badly	22.0	19.0	20.3	19.7	20.0
Fairly well	51.2	48.8	49.7	49.5	49.6
Very well	14.7	21.2	18.6	19.5	19.0
Refused	0.1		0.1		0.0
Don't know	1.3	4.0	2.5	3.8	3.1

Gender equality and gender-based violence

Also see Q46N (on government performance on promoting equal rights and opportunities for women) in the “Public services and government performance” section.

Note that in addition to gender-specific questions in this section, responses to all questions in the survey are disaggregated by gender as well as urban-rural residence. To analyze our data by these and other demographic variables, visit our free online data analysis facility at <http://afrobarometer.org/online-data-analysis/analyse-online>.

Q20. Which of the following statements is closest to your view?

Statement 1: Men make better political leaders than women, and should be elected rather than women.

Statement 2: Women should have the same chance of being elected to political office as men.


	Urban	Rural	Men	Women	Total
Agree very strongly with 1	6.2	8.9	8.2	7.7	8.0
Agree with 1	6.5	10.2	9.3	8.5	8.9
Agree with 2	23.1	23.8	23.6	23.5	23.5
Agree very strongly with 2	64.1	56.6	58.5	59.8	59.1
Agree with neither	0.1	0.5	0.4	0.4	0.4
Don't know	0.1	0.0	0.0	0.1	0.1

Q21A. For each of the following statements, please tell me whether you disagree or agree: When jobs are scarce, men should have more rights to a job than women?

	Urban	Rural	Men	Women	Total
Strongly disagree	37.3	27.4	28.7	32.9	30.8
Disagree	35.6	35.9	35.3	36.4	35.8
Neither agree nor disagree	0.9	1.3	1.5	0.9	1.2
Agree	17.9	23.7	22.3	21.1	21.7
Strongly agree	8.2	11.7	12.2	8.7	10.5
Don't know	0.0		0.0		0.0

Q21B. For each of the following statements, please tell me whether you disagree or agree: Women should have the same rights as men to own and inherit land?

	Urban	Rural	Men	Women	Total
Strongly disagree	11.0	7.5	6.9	10.7	8.7
Disagree	5.5	11.3	10.2	8.4	9.3
Neither agree nor disagree	1.0	2.2	1.9	1.6	1.8
Agree	28.2	32.2	31.8	29.8	30.8
Strongly agree	53.9	46.6	49.1	48.9	49.0
Don't know	0.3	0.3	0.1	0.5	0.3



Q49A. For each of the following statements, please tell me whether you disagree or agree: In our country today, women and men have equal opportunities to get a job that pays a wage or salary.

	Urban	Rural	Men	Women	Total
Strongly disagree	6.1	5.3	4.8	6.5	5.6
Disagree	17.3	20.6	20.8	18.1	19.5
Neither agree nor disagree	3.1	1.1	1.1	2.5	1.8
Agree	47.0	45.2	45.7	45.9	45.8
Strongly agree	26.1	27.5	27.2	26.8	27.0
Don't know	0.4	0.3	0.4	0.3	0.4

Q49B. For each of the following statements, please tell me whether you disagree or agree: In our country today, women and men have equal opportunities to own and inherit land.

	Urban	Rural	Men	Women	Total
Strongly disagree	5.1	5.5	5.9	4.9	5.4
Disagree	11.6	17.2	15.5	15.1	15.3
Neither agree nor disagree	1.7	1.3	0.7	2.2	1.4
Agree	43.6	37.9	39.3	40.4	39.8
Strongly agree	37.7	37.9	38.5	37.2	37.8
Don't know	0.3	0.2	0.1	0.3	0.2

Q50A. If a woman in your community runs for elected office, how likely or unlikely is it that the following things might occur: She and her family will gain standing in the community?

	Urban	Rural	Men	Women	Total
Very unlikely	11.3	10.3	9.8	11.5	10.6
Somewhat unlikely	13.9	13.0	14.1	12.5	13.3
Somewhat likely	40.6	36.6	37.3	38.8	38.0
Very likely	33.7	39.4	38.4	36.5	37.5
Don't know	0.5	0.7	0.4	0.8	0.6

Q50B. If a woman in your community runs for elected office, how likely or unlikely is it that the following things might occur: She will be criticized, called names, or harassed by others in the community?

	Urban	Rural	Men	Women	Total
Very unlikely	30.3	30.7	30.7	30.4	30.6
Somewhat unlikely	19.8	23.5	24.8	19.6	22.3
Somewhat likely	36.7	35.2	34.0	37.6	35.7
Very likely	12.7	9.7	9.9	11.7	10.8
Don't know	0.4	0.8	0.7	0.7	0.7

Q50C. If a woman in your community runs for elected office, how likely or unlikely is it that the following things might occur: She will face problems with her family?

	Urban	Rural	Men	Women	Total
Very unlikely	34.3	36.4	36.3	35.0	35.7
Somewhat unlikely	16.6	21.9	20.3	19.9	20.1
Somewhat likely	36.1	27.6	30.2	30.9	30.5

Very likely	12.7	13.6	12.9	13.8	13.3
Don't know	0.3	0.5	0.3	0.5	0.4

Q51A. In your opinion, should government and elected officials be doing more than they are doing now to advance the rights and equality of women, or should they be doing less, or are they doing about the right amount?

	Urban	Rural	Men	Women	Total
Much less	9.4	6.0	6.9	7.5	7.2
Somewhat less	33.7	32.0	32.5	32.6	32.5
About the right amount	41.4	44.0	42.9	43.3	43.1
Somewhat more	10.8	10.9	10.7	11.1	10.9
Much more	3.8	6.3	6.1	4.8	5.5
Don't know	1.0	0.7	0.9	0.7	0.8

Q51B. In your opinion, which of the following issues related to women's rights and equality do you think is the most important for our government and society to address?

	Urban	Rural	Men	Women	Total
None of these / There are no issues for government to address	2.8	5.1	5.5	3.0	4.3
Unequal access to education	11.7	17.0	14.9	15.5	15.2
Unequal opportunities or pay in the workplace	19.4	20.7	21.4	19.1	20.3
Too few women in influential positions in government	15.6	18.3	15.2	19.6	17.4
Unequal rights of property ownership and inheritance	18.0	16.0	16.0	17.3	16.6
Gender-based violence	30.9	21.9	25.5	24.4	25.0
Some other issue	1.0	0.7	0.9	0.6	0.8
Don't know	0.7	0.4	0.5	0.5	0.5

Q52B. For each of the following actions, please tell me whether you think it can always be justified, sometimes be justified, or never be justified: For a man to use physical discipline on his wife if she has done something he doesn't like or thinks is wrong?

	Urban	Rural	Men	Women	Total
Always justified	3.6	6.4	4.5	6.5	5.5
Sometimes justified	16.7	28.9	23.4	26.3	24.8
Never justified	79.6	64.6	72.1	67.2	69.7
Refused		0.0		0.0	0.0
Don't know	0.1	0.0	0.0	0.0	0.0

Q53A. In this area, how common do you think it is for men to use violence against women and girls in the home or in the community?

	Urban	Rural	Men	Women	Total
Very common	6.1	6.6	5.8	7.1	6.4
Somewhat common	34.7	33.2	30.7	36.9	33.7

Not very common	21.6	22.9	24.7	20.1	22.5
Not at all common	37.4	37.3	38.8	35.9	37.4
Don't know	0.1		0.0	0.0	0.0

Q53B. If a woman in your community goes to the police to report being a victim of gender-based violence, for example, to report a rape or report being physically abused by her husband, how likely or unlikely is it that the following things might occur: Her case will be taken seriously by the police?

	Urban	Rural	Men	Women	Total
Very unlikely	8.3	5.7	6.7	6.5	6.6
Somewhat unlikely	8.7	6.6	7.0	7.7	7.3
Somewhat likely	36.0	28.1	30.0	31.6	30.8
Very likely	46.3	58.9	55.8	53.3	54.6
Refused		0.0	0.0		0.0
Don't know	0.6	0.7	0.5	0.8	0.7

Q53C. If a woman in your community goes to the police to report being a victim of gender-based violence, for example, to report a rape or report being physically abused by her husband, how likely or unlikely is it that the following things might occur: She will be criticized, harassed, or shamed by others in the community?

	Urban	Rural	Men	Women	Total
Very unlikely	27.0	31.8	31.3	29.0	30.2
Somewhat unlikely	21.2	19.6	19.4	21.0	20.2
Somewhat likely	36.2	32.2	33.6	33.6	33.6
Very likely	15.1	16.2	15.5	16.2	15.8
Don't know	0.5	0.1	0.3	0.2	0.3

Q54. Which of the following statements is closest to your view?

Statement 1: Domestic violence is a private matter that needs to be handled and resolved within the family.

Statement 1: Domestic violence is a private matter that needs to be handled and resolved within the family.

	Urban	Rural	Men	Women	Total
Agree very strongly with 1	35.5	42.7	42.9	37.5	40.2
Agree with 1	20.1	23.8	22.0	23.2	22.6
Agree with 2	16.7	14.3	15.0	15.2	15.1
Agree very strongly with 2	27.4	18.7	19.9	23.5	21.6
Agree with neither	0.3	0.5	0.3	0.6	0.4
Don't know	0.1		0.0		0.0

Child welfare

See related questions in the sections on “Public services and government performance” (Q46O) and “Gender equality and gender-based violence.”

Q52A.For each of the following actions, please tell me whether you think it can always be justified, sometimes be justified, or never be justified: For parents to use physical force to discipline their children?

	Urban	Rural	Men	Women	Total
Always justified	6.6	11.7	9.3	10.7	10.0
Sometimes justified	38.2	43.0	40.1	42.7	41.4
Never justified	55.2	44.7	49.9	46.5	48.2
Refused		0.0		0.0	0.0
Don't know	0.1	0.5	0.6	0.1	0.4

Q55A.How frequently do you think the following things occur in your community or neighborhood? Adults use physical force to discipline children?

	Urban	Rural	Men	Women	Total
Very frequently	7.7	5.7	5.9	7.0	6.4
Somewhat frequently	42.2	40.5	40.9	41.3	41.1
Not very frequently	17.4	20.6	19.5	19.4	19.5
Not at all frequently	32.0	33.2	33.6	31.9	32.8
Don't know	0.7	0.1	0.1	0.5	0.3

Q55B.How frequently do you think the following things occur in your community or neighborhood? Children are abused, mistreated, or neglected?

	Urban	Rural	Men	Women	Total
Very frequently	8.0	5.4	6.8	5.7	6.3
Somewhat frequently	33.4	34.1	33.5	34.2	33.8
Not very frequently	24.2	24.0	23.9	24.3	24.1
Not at all frequently	34.2	36.6	35.9	35.6	35.8
Don't know	0.2			0.1	0.1

Q55C.How frequently do you think the following things occur in your community or neighborhood? Children who should be in school are not in school?

	Urban	Rural	Men	Women	Total
Very frequently	10.8	9.6	9.5	10.6	10.0
Somewhat frequently	30.6	30.7	31.1	30.2	30.7
Not very frequently	22.3	25.2	24.0	24.5	24.2
Not at all frequently	35.6	34.2	35.3	34.1	34.7
Don't know	0.7	0.2	0.2	0.6	0.4



Q56A. For each of the following statements, please tell me whether you disagree or agree: In general, people in this community are able to get help for children who are abused, mistreated, or neglected.

	Urban	Rural	Men	Women	Total
Strongly disagree	17.7	18.6	18.0	18.7	18.3
Disagree	17.9	19.0	18.9	18.4	18.6
Neither agree nor disagree	3.9	3.2	3.2	3.7	3.4
Agree	31.0	28.8	28.9	30.2	29.5
Strongly agree	28.8	30.3	30.7	28.8	29.8
Don't know	0.8	0.1	0.4	0.2	0.3

Q56B. For each of the following statements, please tell me whether you disagree or agree: In my community, children who have a physical disability are generally able to get the support they need to succeed in life.

	Urban	Rural	Men	Women	Total
Strongly disagree	18.7	20.4	18.4	21.3	19.8
Disagree	14.9	14.5	14.7	14.5	14.6
Neither agree nor disagree	3.8	2.8	2.5	3.9	3.2
Agree	33.2	27.5	30.0	28.8	29.5
Strongly agree	28.9	34.5	33.9	31.2	32.6
Don't know	0.5	0.3	0.4	0.3	0.4

Q56C. For each of the following statements, please tell me whether you disagree or agree: In my community, children and adults who have mental or emotional problems are generally able to get the help they need to have a good life.

	Urban	Rural	Men	Women	Total
Strongly disagree	18.2	22.2	19.7	22.0	20.8
Disagree	18.3	15.4	17.2	15.6	16.4
Neither agree nor disagree	4.7	3.0	2.6	4.7	3.6
Agree	27.9	26.1	27.5	25.8	26.7
Strongly agree	30.5	32.8	32.5	31.6	32.0
Don't know	0.4	0.4	0.5	0.3	0.4

Identity, society, and pluralism

Q84C. Let us suppose that you had to choose between being a Ethiopian and being a _____. Which of the following statements best expresses your feelings

	Urban	Rural	Men	Women	Total
I feel only (ethnic group)	6.6	9.5	8.0	9.0	8.5
I feel more (ethnic group) than (national identity)	9.1	17.9	15.3	14.5	14.9
I feel equally (national identity) and (ethnic group)	36.6	41.0	37.2	42.0	39.5
I feel more (national identity) than (ethnic group)	11.6	11.8	11.7	11.7	11.7
I feel only (national identity)	33.0	19.5	26.6	21.4	24.1
Not applicable	3.1	0.3	1.2	1.3	1.3
Don't know		0.1		0.1	0.0

Q88B. Please tell me whether you agree or disagree with the following statement: Other Ethiopians think of me as an Ethiopian just like them.


	Urban	Rural	Men	Women	Total
Strongly disagree	6.5	12.2	11.0	9.4	10.2
Disagree	10.8	12.0	10.8	12.4	11.6
Neither agree nor disagree	6.4	5.4	5.9	5.5	5.7
Agree	40.8	37.3	38.2	38.8	38.5
Strongly agree	33.5	31.1	32.1	31.7	31.9
Don't know	2.1	2.1	1.9	2.3	2.1

84D. Are you from the same ethnic community or cultural group as your mother?

	Urban	Rural	Men	Women	Total
No	9.4	6.8	8.2	7.2	7.7
Yes	86.2	91.2	89.2	89.9	89.5
Mother does not identify with ethnic/cultural group	1.3	1.6	1.4	1.6	1.5
Not applicable	3.1	0.3	1.2	1.3	1.3

Q84E. Are you from the same ethnic community or cultural group as your father?

	Urban	Rural	Men	Women	Total
No	4.3	2.6	3.1	3.2	3.2
Yes	91.2	95.5	94.3	93.8	94.0
Father does not identify with ethnic/cultural group	1.3	1.6	1.4	1.7	1.5
Not applicable	3.1	0.3	1.2	1.3	1.3



85B. In your family, do the children belong more to the mother's side, more to the father's side, or to both sides equally?

	Urban	Rural	Men	Women	Total
Neither side	0.7	0.7	0.5	0.9	0.7
Mother's side	19.6	17.5	19.1	17.3	18.2
Father's side	9.2	13.6	11.4	12.8	12.1
Both sides equally	69.9	67.9	68.7	68.5	68.6
Refused	0.1	0.0	0.1	0.0	0.0
Don't know	0.6	0.2	0.2	0.5	0.4

Q84. How often, if ever, are _____s treated unfairly by the government?

	Urban	Rural	Men	Women	Total
Never	36.1	40.1	37.9	39.7	38.8
Sometimes	28.8	28.0	27.9	28.7	28.2
Often	18.4	18.1	18.6	17.8	18.2
Always	11.9	12.5	13.6	10.9	12.3
Not applicable	3.1	0.3	1.2	1.3	1.3
Refused		0.0		0.0	0.0
Don't know	1.7	1.0	0.9	1.6	1.2

Q85A. Please tell me whether you agree or disagree with the following statement: I feel strong ties with other Ethiopian

	Urban	Rural	Men	Women	Total
Strongly disagree	9.2	8.9	7.4	10.6	9.0
Disagree	14.0	19.6	18.2	17.1	17.7
Neither agree nor disagree	2.2	4.6	3.0	4.6	3.8
Agree	50.1	49.1	48.8	50.1	49.4
Strongly agree	24.2	17.4	22.1	17.2	19.7
Refused	0.1		0.1		0.0
Don't know	0.2	0.6	0.4	0.5	0.4

Q86A. How much do you trust each of the following types of people : Other Ethiopians?

	Urban	Rural	Men	Women	Total
Not at all	13.5	20.5	17.9	18.4	18.1
Just a little	17.4	19.6	17.5	20.2	18.8
Somewhat	41.6	41.1	42.5	40.0	41.3
A lot	27.5	18.5	22.0	21.1	21.5
Don't know	0.1	0.4	0.2	0.3	0.3

Q86b. How much do you trust each of the following types of people: Your relatives?

	Urban	Rural	Men	Women	Total
Not at all	3.3	3.8	3.8	3.5	3.6
Just a little	5.4	7.5	6.3	7.3	6.8

Somewhat	31.1	29.7	30.8	29.5	30.2
A lot	60.2	58.9	59.0	59.7	59.3
Don't know	0.0	0.1	0.1	0.1	0.1

Q86c. How much do you trust each of the following types of people : Your neighbours?

	Urban	Rural	Men	Women	Total
Not at all	3.9	4.6	4.0	4.8	4.4
Just a little	9.2	9.3	8.9	9.6	9.3
Somewhat	40.2	39.2	40.6	38.5	39.6
A lot	46.7	46.7	46.4	47.0	46.7
Don't know	0.0	0.1	0.1	0.0	0.1

Q86d. How much do you trust each of the following types of people: Other people you know?

	Urban	Rural	Men	Women	Total
Not at all	9.4	12.1	9.7	12.8	11.2
Just a little	20.8	23.0	22.7	21.8	22.2
Somewhat	48.1	46.4	46.6	47.3	47.0
A lot	21.3	18.3	20.7	17.9	19.3
Don't know	0.4	0.2	0.3	0.2	0.3

Q86e. How much do you trust each of the following types of people: People from other religions?

	Urban	Rural	Men	Women	Total
Not at all	14.1	26.8	21.9	23.2	22.5
Just a little	16.6	21.3	19.0	20.4	19.7
Somewhat	44.1	38.4	40.8	39.8	40.3
A lot	24.7	13.2	18.2	16.0	17.1
Don't know	0.5	0.3	0.2	0.6	0.4

Q86f. How much do you trust each of the following types of people: People from other ethnic groups?

	Urban	Rural	Men	Women	Total
Not at all	15.4	27.8	22.0	25.4	23.6
Just a little	16.9	25.4	24.1	20.9	22.5
Somewhat	41.9	34.5	35.0	39.0	37.0
A lot	25.2	11.7	18.6	13.8	16.3
Don't know	0.7	0.6	0.3	1.0	0.6

Q87a. For each of the following types of people, please tell me whether you would like having people from this group as neighbours, dislike it, or not care: People of a different religion?

	Urban	Rural	Men	Women	Total
Strongly dislike	7.8	18.3	13.6	15.9	14.7
Somewhat dislike	8.1	11.1	7.6	12.7	10.1
Would not care	15.6	18.2	17.7	16.9	17.3
Somewhat like	35.4	33.0	35.2	32.4	33.8

Strongly like	33.1	19.3	25.9	22.0	24.0
Don't know		0.0		0.1	0.0



Q87b. For each of the following types of people, please tell me whether you would like having people from this group as neighbours, dislike it, or not care: People from other ethnic groups?

	Urban	Rural	Men	Women	Total
Strongly dislike	6.4	16.7	12.1	14.3	13.2
Somewhat dislike	8.7	12.0	9.4	12.5	10.9
Would not care	14.1	18.8	16.7	17.8	17.2
Somewhat like	37.7	35.5	36.9	35.6	36.2
Strongly like	33.1	16.8	24.9	19.7	22.3
Refused	0.1		0.0		0.0
Don't know	0.0	0.2	0.0	0.2	0.1

Q87c. For each of the following types of people, please tell me whether you would like having people from this group as neighbours, dislike it, or not care: Homosexuals?

	Urban	Rural	Men	Women	Total
Strongly dislike	75.8	77.1	77.2	76.1	76.7
Somewhat dislike	1.9	2.3	2.1	2.3	2.2
Would not care	3.5	4.0	4.3	3.3	3.8
Somewhat like	7.9	4.0	5.2	5.4	5.3
Strongly like	4.9	2.7	4.0	2.9	3.4
Refused	0.7	0.9	0.5	1.1	0.8
Don't know	5.4	8.9	6.7	8.8	7.7

Q87d. For each of the following types of people, please tell me whether you would like having people from this group as neighbours, dislike it, or not care: Immigrants or foreign workers?

	Urban	Rural	Men	Women	Total
Strongly dislike	4.6	11.9	9.5	9.3	9.4
Somewhat dislike	8.2	10.2	7.6	11.6	9.5
Would not care	16.3	20.6	19.7	18.6	19.1
Somewhat like	39.5	34.2	36.4	35.5	36.0
Strongly like	31.5	22.6	26.6	24.5	25.6
Don't know	0.1	0.5	0.3	0.4	0.3

Q87e. For each of the following types of people, please tell me whether you would like having people from this group as neighbours, dislike it, or not care: People who support a different political party?

	Urban	Rural	Men	Women	Total
Strongly dislike	15.1	22.9	21.5	18.8	20.2
Somewhat dislike	10.5	14.7	11.7	14.9	13.3
Would not care	20.2	24.6	21.7	24.5	23.1
Somewhat like	32.3	26.5	29.1	27.9	28.5
Strongly like	21.3	10.4	15.5	12.6	14.1
Refused		0.1	0.1		0.0
Don't know	0.6	0.8	0.3	1.3	0.7

Q88a. Please tell me whether you would like having a family member marry a person from a different ethnic group, dislike it, or not care?

	Urban	Rural	Men	Women	Total
Strongly dislike	7.7	22.2	16.3	18.3	17.3
Somewhat dislike	7.7	13.0	11.2	11.2	11.2
Would not care	26.3	19.7	20.2	23.8	22.0
Somewhat like	21.3	20.0	20.9	19.9	20.4
Strongly like	36.9	25.1	31.4	26.6	29.1
Don't know	0.0	0.1	0.0	0.1	0.0



Security, crime, and the police

See additional questions about the police under “Public services and government performance,” “Corruption,” and “Gender equality and gender-based violence.”

Q7a. Over the past year, how often, if ever, have you or anyone in your family: Felt unsafe walking in your neighbourhood?

	Urban	Rural	Men	Women	Total
Never	48.4	56.6	51.2	56.6	53.8
Just once or twice	23.6	18.5	19.7	20.8	20.2
Several times	13.0	12.7	15.0	10.5	12.8
Many times	10.2	8.7	9.7	8.7	9.2
Always	4.9	3.4	4.4	3.4	3.9
Don't know		0.0		0.0	0.0

Q7B. Over the past year, how often, if ever, have you or anyone in your family: Feared crime in your own home?

	Urban	Rural	Men	Women	Total
Never	64.2	69.0	66.2	68.5	67.4
Just once or twice	16.9	13.0	13.8	15.0	14.3
Several times	8.8	8.7	9.3	8.2	8.7
Many times	7.1	7.1	7.8	6.4	7.1
Always	3.0	2.2	3.0	1.9	2.5

Q44a: In your opinion, how often do the police in Ethiopia: Operate in a professional manner and respect the rights of all citizens?

	Urban	Rural	Men	Women	Total
Never	10.2	9.4	11.3	7.9	9.7
Rarely	31.0	23.1	26.9	24.6	25.8
Sometimes	30.1	28.0	29.3	28.1	28.7
Often	20.6	26.2	22.3	26.4	24.3
Always	7.6	12.0	9.7	11.3	10.5
Refused	0.0	0.0	0.1		0.0
Don't know	0.4	1.4	0.4	1.7	1.0

Q44b: In your opinion, how often do the police in Ethiopia: Stop drivers without good reason?

	Urban	Rural	Men	Women	Total
Never	27.8	33.3	31.6	31.2	31.4

Rarely	27.8	27.2	28.4	26.3	27.4
Sometimes	23.1	18.5	18.5	21.7	20.0
Often	14.3	14.4	16.2	12.5	14.4
Always	4.6	2.5	3.2	3.2	3.2
Don't know	2.5	4.2	2.2	5.1	3.6

Q44c: In your opinion, how often do the police in Ethiopia: Use excessive force in managing protests or demonstrations?

	Urban	Rural	Men	Women	Total
Never	21.5	24.9	23.1	24.4	23.7
Rarely	28.0	29.0	29.9	27.3	28.7
Sometimes	22.9	20.7	20.5	22.5	21.5
Often	19.9	16.3	17.5	17.5	17.5
Always	5.5	3.6	5.0	3.5	4.3
Refused		0.0	0.0		0.0
Don't know	2.2	5.4	3.9	4.8	4.3

Q44d: In your opinion, how often do the police in Ethiopia: Use excessive force when dealing with criminals?

	Urban	Rural	Men	Women	Total
Never	16.3	19.2	17.8	18.7	18.2
Rarely	30.7	28.5	31.5	27.0	29.3
Sometimes	23.8	25.5	23.8	26.1	24.9
Often	21.1	19.6	19.8	20.4	20.1
Always	6.3	4.6	5.5	4.9	5.2
Refused		0.0	0.0		0.0
Don't know	1.8	2.5	1.6	2.9	2.2

Q44e: In your opinion, how often do the police in Ethiopia: Engage in criminal activities?

	Urban	Rural	Men	Women	Total
Never	24.3	34.4	30.6	31.4	31.0
Rarely	33.9	31.6	33.7	31.0	32.4
Sometimes	24.1	19.7	20.8	21.6	21.2
Often	11.0	8.7	10.0	9.0	9.5
Always	3.5	2.1	2.6	2.6	2.6
Refused		0.0	0.0		0.0
Don't know	3.2	3.4	2.4	4.3	3.3

Q66a. In your experience, over the past 10 years, has there been any change in the severity of the following events in the area where you live? Have they become more severe, less severe, or stayed about the same: Drought?

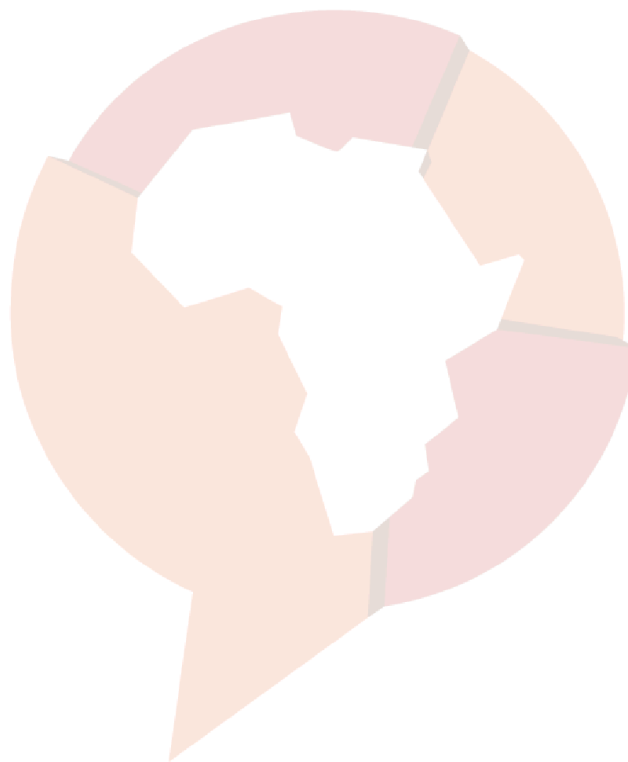
	Urban	Rural	Men	Women	Total
Much more severe	16.6	13.8	15.9	13.5	14.7
Somewhat more severe	23.8	21.5	22.3	22.3	22.3
Stayed the same	13.9	11.4	11.6	12.9	12.2
Somewhat less severe	19.8	26.7	24.3	24.6	24.4

Much less severe	22.9	24.3	23.5	24.2	23.8
Don't know	3.0	2.2	2.5	2.5	2.5



Q66b. In your experience, over the past 10 years, has there been any change in the severity of the following events in the area where you live? Have they become more severe, less severe, or stayed about the same: Flooding?

	Urban	Rural	Men	Women	Total
Much more severe	10.2	8.1	9.5	8.2	8.8
Somewhat more severe	24.3	20.0	23.1	19.7	21.4
Stayed the same	16.9	16.7	15.9	17.6	16.7
Somewhat less severe	23.6	29.3	27.2	27.6	27.4
Much less severe	22.1	23.6	22.4	23.9	23.1
Don't know	2.8	2.4	1.9	3.1	2.5



Climate change and the environment

See also Q46P and Q46Q under “Public services and government performance.”

Now let's talk about weather events in your community.

Q66a. In your experience, over the past 10 years, has there been any change in the severity of the following events in the area where you live? Have they become more severe, less severe, or stayed about the same: Drought?

	Urban	Rural	Men	Women	Total
Much more severe	16.6	13.8	15.9	13.5	14.7
Somewhat more severe	23.8	21.5	22.3	22.3	22.3
Stayed the same	13.9	11.4	11.6	12.9	12.2
Somewhat less severe	19.8	26.7	24.3	24.6	24.4
Much less severe	22.9	24.3	23.5	24.2	23.8
Don't know	3.0	2.2	2.5	2.5	2.5

Q66b. In your experience, over the past 10 years, has there been any change in the severity of the following events in the area where you live? Have they become more severe, less severe, or stayed about the same: Flooding?

	Urban	Rural	Men	Women	Total
Much more severe	10.2	8.1	9.5	8.2	8.8
Somewhat more severe	24.3	20.0	23.1	19.7	21.4
Stayed the same	16.9	16.7	15.9	17.6	16.7
Somewhat less severe	23.6	29.3	27.2	27.6	27.4
Much less severe	22.1	23.6	22.4	23.9	23.1
Don't know	2.8	2.4	1.9	3.1	2.5

Q67a. Have you heard about climate change, or haven't you had the chance to hear about this yet?

	Urban	Rural	Men	Women	Total
No	44.8	56.1	45.3	59.8	52.3
Yes	54.4	43.2	54.2	39.3	47.0
Don't know	0.8	0.7	0.5	0.9	0.7

Q67b. Do you think climate change is making life in Ethiopia better or worse, or haven't you heard enough to say?

	Urban	Rural	Men	Women	Total
Much better	6.2	8.2	8.4	6.6	7.5
Somewhat better	15.4	14.3	16.4	12.9	14.7
Neither/ no change / about the same	4.0	2.9	3.0	3.6	3.3
Somewhat worse	17.8	9.7	15.0	9.8	12.5

Much worse	10.6	7.7	11.1	6.2	8.7
Not applicable	45.6	56.8	45.8	60.7	53.0
Don't know	0.4	0.3	0.2	0.4	0.3



Q68a. For each of the following statements, please tell me whether you disagree or agree : Ordinary Ethiopians can play a role in limiting climate change.

	Urban	Rural	Men	Women	Total
Strongly disagree	5.6	4.7	5.1	4.9	5.0
Disagree	6.6	4.6	5.5	5.1	5.3
Neither agree nor disagree	0.8	1.1	1.3	0.7	1.0
Agree	27.0	19.9	26.9	17.4	22.3
Strongly agree	14.4	12.8	15.4	11.2	13.4
Not applicable	45.6	56.8	45.8	60.7	53.0
Don't know		0.1	0.1		0.0

Q68b. For each of the following statements, please tell me whether you disagree or agree : It is important for our government to take steps now to limit climate change in the future, even if it is expensive or causes some job losses or other harm to our economy.

	Urban	Rural	Men	Women	Total
Strongly disagree	4.7	4.4	4.6	4.3	4.5
Disagree	5.4	2.5	4.0	2.9	3.5
Neither agree nor disagree	1.9	1.2	1.1	1.7	1.4
Agree	23.5	18.8	24.7	15.9	20.4
Strongly agree	18.7	16.3	19.6	14.5	17.1
Not applicable	45.6	56.8	45.8	60.7	53.0
Don't know	0.2		0.2		0.1

Q69. Who do you think should have primary responsibility for trying to limit climate change and reduce its impact? Is it:

	Urban	Rural	Men	Women	Total
None of these /No one / Can't be stopped/Doesn't need to be addressed	0.2	0.3	0.3	0.2	0.2
Ordinary citizens	22.2	19.1	22.7	17.4	20.1
Business and industry	2.7	1.6	2.1	1.9	2.0
The government of country	24.4	20.1	25.7	17.3	21.6
Rich or developed countries	3.6	1.5	2.9	1.5	2.2
Traditional leaders	0.6	0.6	0.3	0.9	0.6
Not applicable	45.6	56.8	45.8	60.7	53.0
Don't know	0.7	0.1	0.3	0.2	0.3

Q70a. Do you think each of the following are doing enough to limit climate change, or do they need to do more, or haven't you heard enough to say: Ordinary Ethiopians?

	Urban	Rural	Men	Women	Total
Doing enough	6.8	5.4	7.4	4.3	5.9
Need to do somewhat more	13.2	13.4	15.6	11.1	13.4
Need to do a lot more	33.6	24.2	30.8	23.8	27.4
Not applicable	45.6	56.8	45.8	60.7	53.0
Don't know	0.7	0.1	0.5	0.2	0.3



Q70b. Do you think each of the following are doing enough to limit climate change, or do they need to do more, or haven't you heard enough to say: Business and industry?

	Urban	Rural	Men	Women	Total
Doing enough	3.6	2.9	3.2	3.2	3.2
Need to do somewhat more	11.8	9.6	12.1	8.4	10.3
Need to do a lot more	37.1	29.4	37.2	26.6	32.0
Not applicable	45.6	56.8	45.8	60.7	53.0
Don't know	1.9	1.2	1.8	1.1	1.5

Q70c. Do you think each of the following are doing enough to limit climate change, or do they need to do more, or haven't you heard enough to say: The government of Ethiopia?

	Urban	Rural	Men	Women	Total
Doing enough	5.3	3.8	4.8	3.8	4.3
Need to do somewhat more	11.1	9.9	12.1	8.5	10.3
Need to do a lot more	36.6	29.4	36.9	26.5	31.9
Not applicable	45.6	56.8	45.8	60.7	53.0
Don't know	1.3	0.1	0.4	0.5	0.5

Q70d. Do you think each of the following are doing enough to limit climate change, or do they need to do more, or haven't you heard enough to say: Rich or developed countries?

	Urban	Rural	Men	Women	Total
Doing enough	4.5	3.8	3.8	4.2	4.0
Need to do somewhat more	10.0	10.5	12.2	8.4	10.3
Need to do a lot more	37.4	26.7	35.3	25.1	30.3
Not applicable	45.6	56.8	45.8	60.7	53.0
Don't know	2.4	2.2	2.9	1.7	2.3

Q71. Which of the following statements is closest to your view?

Statement 1: The government should focus on creating jobs and increasing incomes, even if that means increasing pollution or other environmental damage.

Statement 2: The government should focus more on preventing pollution and protecting the environment, even if this means there will be fewer jobs or there will be other disruptions to our daily lives.

	Urban	Rural	Men	Women	Total
Agree very strongly with 1	21.5	22.4	21.3	22.9	22.1
Agree with 1	19.6	19.1	17.7	20.9	19.3
Agree with 2	23.6	20.9	22.3	21.2	21.8
Agree very strongly with 2	32.0	35.2	36.2	31.9	34.1
Agree with neither	2.7	1.6	2.0	2.0	2.0
Refused		0.1		0.1	0.1
Don't know	0.6	0.8	0.4	1.0	0.7

Q72a. How serious of a problem is pollution, such as the accumulation of trash or garbage, or damage to the quality of the air or water, in your community? Is it:

	Urban	Rural	Men	Women	Total
--	-------	-------	-----	-------	-------

Very serious	25.9	26.8	28.2	24.8	26.5
Somewhat serious	44.5	33.9	37.4	37.6	37.5
Not very serious	18.3	18.4	17.6	19.1	18.4
Not at all serious	11.0	20.1	16.4	17.7	17.0
Don't know	0.3	0.8	0.5	0.8	0.7

Q72b. Which of the following is the most important environmental issue in your community today?

	Urban	Rural	Men	Women	Total
None of these / there are no problems	2.4	5.6	3.5	5.6	4.5
Air pollution	7.4	7.5	7.9	7.0	7.4
Pollution of water sources	16.3	28.2	24.7	23.6	24.1
Sanitation or human waste management	33.1	18.8	22.6	24.8	23.6
Trash disposal, including plastics	21.0	4.6	10.9	9.5	10.2
Deforestation	18.6	32.8	28.8	27.2	28.0
Some other issue	1.0	2.2	1.6	2.0	1.8
Don't know	0.2	0.3	0.2	0.4	0.3

Q72c. Please tell me whether you agree or disagree with the following statement: Plastic bags are a major source of pollution in this country?

	Urban	Rural	Men	Women	Total
Strongly disagree	7.6	10.1	8.9	9.7	9.3
Disagree	14.2	19.8	17.8	18.0	17.9
Neither agree nor disagree	4.1	5.0	4.2	5.1	4.7
Agree	46.2	40.6	43.9	41.0	42.5
Strongly agree	27.2	21.9	24.0	23.5	23.7
Don't know	0.6	2.6	1.2	2.7	1.9

Q72d. Who do you think should have the primary responsibility for reducing pollution and keeping your community clean? Is it:

	Urban	Rural	Men	Women	Total
None of these / No one	0.0	0.2	0.3	0.0	0.2
Ordinary citizens	50.1	48.9	48.2	50.5	49.3
Business and industry	4.7	3.0	3.6	3.5	3.6
The national government	13.1	16.9	16.4	14.7	15.6
Local government	29.9	28.4	29.2	28.6	28.9
Traditional leaders	2.0	2.4	2.1	2.5	2.3
Someone else	0.1	0.1	0.1	0.0	0.1
Don't know	0.2	0.1	0.1	0.2	0.1

Q72e. In your opinion, should our government be doing more or less than it is currently doing to limit pollution and protect the environment in this country?

	Urban	Rural	Men	Women	Total
Much less	11.2	8.8	11.7	7.5	9.6
Somewhat less	16.5	16.9	18.3	15.1	16.7

About the same	18.9	16.8	15.6	19.5	17.5
Somewhat more	23.7	20.2	22.0	20.7	21.4
Much more	29.0	35.3	31.3	35.2	33.2
Don't know	0.7	2.1	1.2	2.0	1.6



Q73a. Natural resource extraction, such as mining, oil drilling, or wood harvesting, can have benefits, such as jobs and revenue. But it can also pose problems for nearby communities, such as pollution or deforestation. Please tell me whether you agree or disagree with each of the following statements: In this country, natural resource extraction should be more tightly regulated by government to reduce the negative impacts on the environment.

	Urban	Rural	Men	Women	Total
Strongly disagree	9.0	10.5	10.0	9.9	10.0
Disagree	11.0	7.0	8.2	8.4	8.3
Neither agree nor disagree	1.9	2.9	1.9	3.3	2.6
Agree	47.2	49.7	47.9	49.8	48.8
Strongly agree	30.1	28.7	31.3	27.0	29.2
Refused		0.0	0.0		0.0
Don't know	0.9	1.1	0.6	1.6	1.1

Q73b. Natural resource extraction, such as mining, oil drilling, or wood harvesting, can have benefits, such as jobs and revenue. But it can also pose problems for nearby communities, such as pollution or deforestation. Please tell me whether you agree or disagree with each of the following statements: Ordinary Ethiopians currently have a voice in decisions about natural resource extraction that takes place near their communities.

	Urban	Rural	Men	Women	Total
Strongly disagree	18.9	15.1	15.6	17.2	16.4
Disagree	26.2	25.9	26.9	25.1	26.0
Neither agree nor disagree	3.8	4.0	3.4	4.5	3.9
Agree	34.6	37.1	36.0	36.5	36.2
Strongly agree	14.7	15.3	16.3	13.9	15.1
Don't know	1.9	2.5	1.8	2.8	2.3

Q73c. Natural resource extraction, such as mining, oil drilling, or wood harvesting, can have benefits, such as jobs and revenue. But it can also pose problems for nearby communities, such as pollution or deforestation. Please tell me whether you agree or disagree with each of the following statements: Local communities currently receive a fair share of the revenue from natural resource extraction that takes place near their communities.

	Urban	Rural	Men	Women	Total
Strongly disagree	19.1	16.9	17.8	17.5	17.6
Disagree	34.5	34.0	35.1	33.2	34.2
Neither agree nor disagree	5.2	5.1	4.2	6.1	5.1
Agree	29.1	28.8	28.3	29.6	28.9
Strongly agree	9.5	12.4	13.1	9.7	11.4
Don't know	2.6	2.7	1.6	3.8	2.7

Q73d. Natural resource extraction, such as mining, oil drilling, or wood harvesting, can have benefits, such as jobs and revenue. But it can also pose problems for nearby communities, such as pollution or deforestation. Please tell me whether you agree or disagree with each of the following statements: In general, the benefits of resource extraction activities to local communities, such as jobs and revenue, outweigh the costs, such as pollution.

	Urban	Rural	Men	Women	Total
Strongly disagree	18.8	15.2	16.6	16.1	16.4
Disagree	27.1	28.3	29.0	26.7	27.9
Neither agree nor disagree	4.5	5.7	4.5	6.1	5.3
Agree	35.7	33.8	34.6	34.2	34.4
Strongly agree	11.4	15.1	14.1	13.5	13.8
Refused		0.1		0.1	0.1
Don't know	2.5	2.0	1.1	3.2	2.2



Media

Also see Q90 on radio/TV/mobile phone ownership and Internet access under “Respondents and their households” and questions on access to information under “Responsive and transparent government.”

Now let us talk about the media and how you get information about politics and other issues.

Q74a. How often do you get news from the following sources: Radio?

	Urban	Rural	Men	Women	Total
Never	39.0	37.2	29.7	46.3	37.8
Less than once a month	5.0	5.4	5.2	5.4	5.3
A few times a month	6.7	9.7	10.3	7.0	8.7
A few times a week	21.8	24.9	27.4	20.1	23.9
Every day	17.9	18.4	22.3	14.0	18.3
Refused		0.1	0.1		0.1
Don't know	9.6	4.3	4.9	7.3	6.1

Q74b. How often do you get news from the following sources: Television?

	Urban	Rural	Men	Women	Total
Never	15.8	61.7	43.3	49.1	46.1
Less than once a month	2.6	9.6	7.8	6.6	7.2
A few times a month	4.0	6.5	5.5	5.9	5.7
A few times a week	15.8	8.1	11.7	9.7	10.7
Every day	57.9	6.6	25.2	22.7	24.0
Refused		0.1	0.1		0.1
Don't know	3.9	7.4	6.5	6.0	6.2

Q74c. How often do you get news from the following sources: Newspapers?

	Urban	Rural	Men	Women	Total
Never	64.7	80.3	72.2	78.0	75.0
Less than once a month	7.8	3.6	5.7	4.3	5.0
A few times a month	4.8	2.4	4.2	2.2	3.2
A few times a week	4.1	1.1	3.3	0.9	2.1
Every day	1.2	0.5	1.0	0.5	0.8
Refused		0.1	0.1		0.1
Don't know	17.4	11.9	13.5	14.1	13.8

Q74d. How often do you get news from the following sources: Internet?

	Urban	Rural	Men	Women	Total
Never	42.5	77.8	61.1	70.8	65.8
Less than once a month	3.1	2.0	2.5	2.2	2.4
A few times a month	3.6	1.6	3.0	1.5	2.3
A few times a week	11.1	3.0	6.7	4.8	5.8
Every day	27.3	2.8	13.9	8.1	11.1
Refused		0.2	0.2	0.0	0.1
Don't know	12.5	12.6	12.5	12.7	12.6

Q74e. How often do you get news from the following sources: Social media such as Facebook, Twitter, WhatsApp, or others?

	Urban	Rural	Men	Women	Total
Never	42.7	76.6	60.5	70.0	65.1
Less than once a month	2.3	2.0	2.3	1.9	2.1
A few times a month	3.7	1.5	2.8	1.8	2.3
A few times a week	11.9	4.2	8.2	5.3	6.8
Every day	27.0	2.5	13.6	7.8	10.8
Don't know	12.4	13.1	12.6	13.2	12.9

Q16. Which of the following statements is closest to your view?

Statement 1: The media should have the right to publish any views and ideas without government control.

Statement 2: The government should have the right to prevent the media from publishing things that it disapproves of.


	Urban	Rural	Men	Women	Total
Agree very strongly with 1	33.5	28.8	32.8	27.8	30.4
Agree with 1	27.9	29.4	25.3	32.7	28.9
Agree with 2	19.8	20.7	21.8	18.9	20.4
Agree very strongly with 2	16.9	19.1	18.5	18.1	18.3
Agree with neither	1.6	0.6	1.2	0.7	1.0
Refused		0.0	0.0		0.0
Don't know	0.3	1.4	0.3	1.7	1.0

Q17. Which of the following statements is closest to your view?

Statement 1: The news media should constantly investigate and report on government mistakes and corruption.

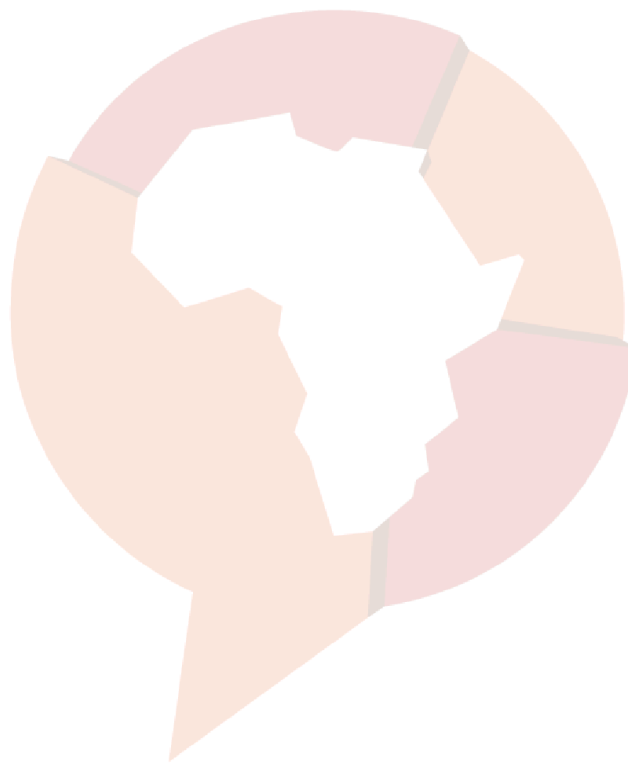
Statement 2: Too much reporting on negative events, like government mistakes and corruption, only harms the country

	Urban	Rural	Men	Women	Total
Agree very strongly with 1	42.9	38.8	42.9	37.4	40.2
Agree with 1	32.9	29.3	29.4	31.7	30.5
Agree with 2	12.3	16.7	13.1	17.4	15.2
Agree very strongly with 2	10.5	13.6	13.4	11.7	12.6
Agree with neither	1.1	0.7	0.8	0.8	0.8
Don't know	0.3	0.8	0.4	0.9	0.6



Q33h. In your opinion, how free is the news media in this country to report and comment on the news without censorship or interference by the government?

	Urban	Rural	Men	Women	Total
Not at all free	21.1	12.4	17.4	13.2	15.4
Not very free	27.9	28.5	29.1	27.4	28.3
Somewhat free	42.3	41.8	40.2	43.9	42.0
Completely free	7.0	10.7	8.9	10.0	9.4
Refused		0.1		0.1	0.0
Don't know	1.7	6.6	4.5	5.4	4.9



Country-specific questions

Q79A-ETH. Which of these three statements is closest to your own opinion?

Statement 1: The current Constitution of Ethiopia should be kept as it is; there is no need for changes or reforms.

Statement 2: The country's current Constitution should be kept, but it should be amended to meet the needs of the current times.

Statement 3: The current Constitution should be discarded and replaced with a completely new one.

	Urban	Rural	Men	Women	Total
Statement 1: The current Constitution of Ethiopia should be kept as it is; there is no need for changes or reforms.	14.9	17.3	14.9	18.1	16.5
Statement 2: The country's current Constitution should be kept, but it should be amended to meet the needs of the current times.	73.1	63.4	68.4	64.9	66.7
Statement 3: The current Constitution should be discarded and replaced with a completely new one.	11.9	18.6	16.3	16.3	16.3
Refused to answer		0.1	0.1	0.1	0.1
Don't know	0.2	0.6	0.3	0.7	0.5

Q80A_ETH. Which of the following statements is closest to your view?

Statement 1: Because of Ethiopia's cultural and linguistic diversity, some type of federalism with independent regional governments is still the best form of government for the country.

Statement 2: Because federalism based on cultural & linguistic identity sometimes leads to conflicts; Ethiopia should change to a unitary government in which the central government has more authority in decision making.

	Urban	Rural	Men	Women	Total
Agree very strongly with Statement 1	30.4	30.0	33.0	27.1	30.2
Agree with Statement 1	25.4	23.8	22.2	26.6	24.3
Agree with Statement 2	24.1	20.2	20.2	22.9	21.5
Agree very strongly with Statement 2	15.8	23.2	21.8	19.4	20.7
Agree with Neither	2.7	0.5	1.5	0.9	1.2
Refused to answer	0.3	0.3	0.4	0.2	0.3
Don't know	1.3	2.0	0.8	2.8	1.8

Q80B_ETH. Which of the following statements is closest to your view?

Statement 1: If Ethiopia remains a federal system, then the current system of federalism, where regions are defined based on nations, nationalities and peoples' identity, should be kept.

Statement 2: If Ethiopia remains a federal system, it should change to a system where regions are based only on geographical boundaries, not on where different nations, nationalities, and peoples live.

	Urban	Rural	Men	Women	Total
Agree very strongly with Statement 1	25.5	28.0	28.2	26.0	27.2
Agree with Statement 1	21.3	20.6	19.3	22.5	20.9
Agree with Statement 2	25.2	25.0	24.7	25.5	25.1
Agree very strongly with Statement 2	24.9	23.6	25.8	22.2	24.0
Agree with Neither	2.0	0.8	0.9	1.6	1.2
Refused to answer		0.0	0.0		0.0
Don't know	1.1	1.9	1.0	2.2	1.6

Q81A-ETH. A number of proposals have been made about how Ethiopia should amend or replace some provisions in the current Constitution. Would you support or oppose the following proposed changes to the Ethiopian Constitution, or haven't you heard enough to say: Removal of the Article which guarantees the right of nations, nationalities, and peoples to self-determination, secession, and establishment of their own regional state governments?

	Urban	Rural	Men	Women	Total
Strongly oppose	19.1	21.6	21.6	19.8	20.8
Oppose	22.8	28.6	26.4	26.9	26.6
Neither support nor oppose	3.3	3.0	2.7	3.5	3.1
Support	20.6	17.3	16.2	20.8	18.4
Strongly support	31.4	25.0	29.8	24.4	27.2
Refused		0.4	0.2	0.3	0.2
Don't know	2.8	4.1	3.1	4.2	3.7

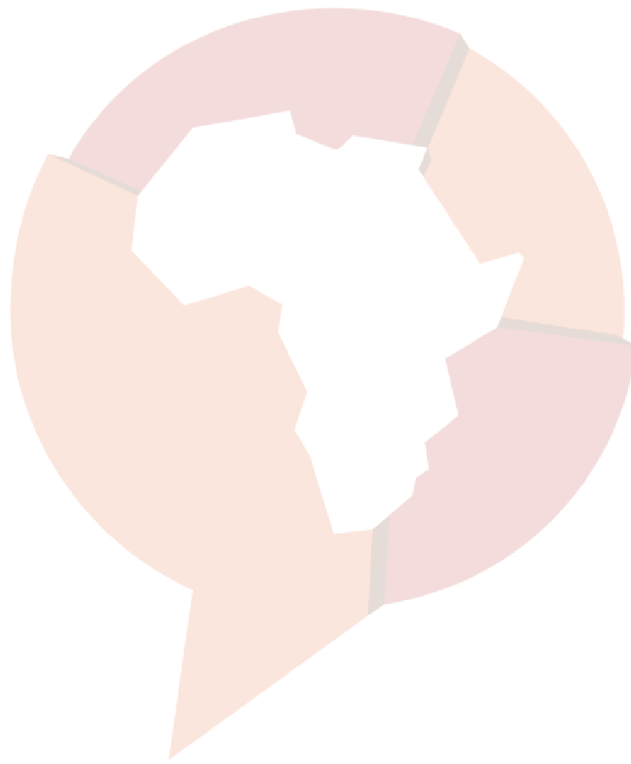
Q81B-ETH. A number of proposals have been made about how Ethiopia should amend or replace some provisions in the current Constitution. Would you support or oppose the following proposed changes to the Ethiopian Constitution, or haven't you heard enough to say: The national emblem at the center of the Ethiopian flag should be removed or replaced?

	Urban	Rural	Men	Women	Total
Strongly oppose	23.1	27.8	27.1	25.3	26.2
Oppose	34.8	35.5	33.1	37.5	35.3
Neither support nor oppose	6.8	4.6	4.6	6.2	5.4
Support	15.0	12.7	13.3	13.6	13.4
Strongly support	17.4	14.9	18.5	12.8	15.7
Refused		0.3	0.2	0.2	0.2
Don't know	2.9	4.3	3.3	4.3	3.8

Q81C-ETH. A number of proposals have been made about how Ethiopia should amend or replace some provisions in the current Constitution. Would you support or oppose the following proposed changes to the Ethiopian Constitution, or haven't you heard enough to say: Other languages in addition to Amharic should be designated as working languages of the federal government.

	Urban	Rural	Men	Women	Total
Strongly oppose	8.4	11.2	10.6	9.9	10.3
Oppose	16.1	20.9	19.1	19.5	19.3
Neither support nor oppose	3.0	2.8	2.6	3.1	2.8
Support	28.3	27.9	26.1	30.0	28.0
Strongly support	43.2	36.2	40.8	36.2	38.6
Refused		0.0		0.0	0.0

Don't know	1.0	1.0	0.7	1.3	1.0
------------	-----	-----	-----	-----	-----



Q81D-ETH. A number of proposals have been made about how Ethiopia should amend or replace some provisions in the current Constitution. Would you support or oppose the following proposed changes to the Ethiopian Constitution, or haven't you heard enough to say: Adding a provision imposing term limits on the office of the Prime Minister.

	Urban	Rural	Men	Women	Total
Strongly oppose	6.5	7.4	7.1	7.1	7.1
Oppose	19.4	20.1	19.1	20.7	19.9
Neither support nor oppose	4.0	6.6	5.0	6.5	5.7
Support	35.0	36.3	34.0	37.8	35.9
Strongly support	34.0	27.8	33.5	26.2	29.9
Refused	0.2	0.2	0.2	0.3	0.2
Don't know	0.9	1.5	1.2	1.4	1.3

Q81E-ETH. A number of proposals have been made about how Ethiopia should amend or replace some provisions in the current Constitution. Would you support or oppose the following proposed changes to the Ethiopian Constitution, or haven't you heard enough to say: Making Addis Ababa a member state in the Federation.

	Urban	Rural	Men	Women	Total
Strongly oppose	13.1	12.6	13.7	11.8	12.8
Oppose	22.2	20.5	20.5	21.7	21.1
Neither support nor oppose	6.3	9.3	8.1	8.6	8.3
Support	29.2	30.0	27.7	31.9	29.7
Strongly support	25.7	23.2	26.7	21.2	24.1
Refused	0.0	0.2	0.1	0.1	0.1
Don't know	3.4	4.2	3.1	4.7	3.9

Q82A_ETH. Have you heard about human rights or haven't you had a chance to hear about this?

	Urban	Rural	Men	Women	Total
No	41.2	48.0	41.3	50.3	45.7
Yes	58.3	51.3	58.1	49.0	53.7
Don't know	0.5	0.7	0.6	0.7	0.6

Q82B_ETH. In your opinion would you say the Ethiopian government is committed or not committed to protecting human rights of all the country's citizens?

	Urban	Rural	Men	Women	Total
Not committed at all	17.2	11.1	14.1	12.2	13.1
Not committed	18.6	14.3	17.4	14.1	15.8
Neither committed nor not committed	2.0	1.8	1.6	2.1	1.9
Committed	18.6	17.3	19.8	15.5	17.7
Very Committed	1.7	6.6	4.9	5.0	4.9
Not applicable	41.7	48.7	41.9	51.0	46.3
Don't know / Haven't heard enough	0.2	0.2	0.2	0.1	0.2



Q82C_ETH. In your opinion, should the Ethiopian government be doing more or doing less than it is currently doing to protect human rights for all the country's citizens?

	Urban	Rural	Men	Women	Total
Much less	12.7	8.2	11.8	7.4	9.7
Less	19.5	14.3	17.8	14.2	16.1
About the same	8.7	8.9	9.2	8.3	8.8
More	9.0	12.6	11.0	11.8	11.4
A lot more	8.3	7.1	8.2	6.8	7.5
Not applicable	41.7	48.7	41.9	51.0	46.3
Don't know / Haven't heard enough	0.2	0.3	0.1	0.5	0.3

Q83a_eth. Q83A_ETH. There are many ways to solve the country's past and present grievances. In your opinion, which of the following offers the best approach to resolving the country's current and past grievances: which one of those would you say is the best approach?

	Urban	Rural	Men	Women	Total
Nothing needs to be done	0.8	0.8	0.3	1.3	0.8
Prosecute perpetrators in courts of law	44.0	39.0	42.7	38.5	40.7
Establish mechanisms to facilitate healing and reconciliation	39.4	39.6	39.4	39.7	39.6
Forgive all perpetrators	6.5	7.6	7.6	6.8	7.2
Compensate all victims	7.4	9.5	7.4	10.1	8.7
Memorization of victims	1.8	3.0	2.1	3.1	2.6
Other approach	0.1		0.1		0.0
Refused		0.1	0.1	0.0	0.1
Don't know / Haven't heard enough	0.1	0.4	0.1	0.5	0.3

Q83B_ETH. People often have disputes or conflicts that can require assistance to resolve. What is the most important reason people in this village/neighborhood have disputes that involve more than one household: which one of those would you say is the most important reason?

	Urban	Rural	Men	Women	Total
No disputes	21.7	10.7	13.4	15.6	14.5
Land	35.2	57.1	50.7	48.6	49.7
Water	2.1	3.9	3.8	2.8	3.3
Grazing pasture	2.2	7.7	5.2	6.5	5.8
Politics/party issues	15.6	7.4	10.9	9.4	10.1
Religion	2.8	1.9	2.6	1.8	2.2
Contract (for example, with employer / landlord/tenants etc)	1.8	0.1	0.4	1.0	0.7
Domestic disputes (eg, marriage /infidelity / divorce	3.1	0.6	1.6	1.2	1.4
Money issues /loans	2.3	1.9	2.1	1.9	2.0
Drunkenness	4.3	4.9	4.6	4.8	4.7
Theft/bulgrary/robbery	4.7	1.3	2.4	2.6	2.5
Car theft/ car jacking	0.0		0.0		0.0
Assaults/beatings	0.4	0.4	0.3	0.5	0.4
Murder	0.5	0.9	0.6	0.9	0.7
Kidnapping		0.0	0.0		0.0
Youth Delinquency	0.0	0.2	0.1	0.2	0.2
Drug abuse	0.5	0.3	0.3	0.5	0.4
Noise	1.4	0.2	0.6	0.6	0.6
Other, specify	0.5	0.2	0.3	0.4	0.3
Refused	0.0		0.0	0.0	0.0
Don't know	1.0	0.3	0.3	0.7	0.5

Q83C_ETH. When you have an issue or dispute that needs to be resolved, who do you normally turn to for assistance: which one of those would you say is the most important?

	Urban	Rural	Men	Women	Total
No one	1.5	0.7	0.8	1.3	1.0
A government agency or official	56.6	45.2	50.3	47.8	49.0
Family member(s)	7.7	7.1	6.1	8.6	7.3
Friends	2.5	2.0	1.7	2.6	2.2
Traditional leader	17.2	25.7	23.8	21.7	22.8
Religious leader	4.5	8.8	6.9	7.8	7.3
Local political party leader	2.6	2.7	3.0	2.3	2.7
Member of Parliament	0.2	0.1	0.0	0.2	0.1
Local government councillor	3.6	5.1	4.5	4.8	4.6
Local opinion leader/ influencer	0.7	0.9	1.1	0.6	0.9
A civil society leader/ organization	2.4	1.0	1.3	1.6	1.5
Some other person or official	0.3	0.2	0.1	0.3	0.2
Other, specify	0.1	0.0	0.0	0.1	0.1
Don't know	0.2	0.3	0.3	0.3	0.3

Other

Q97. Who do you think sent us to do this interview?

	Urban	Rural	Men	Women	Total
No one	1.1	1.1	1.0	1.3	1.1
"Afrobarometer" or national partner	68.9	61.2	65.4	62.1	63.8
Research Company	8.5	5.8	6.7	6.8	6.7
Non-government or religious organization	2.0	1.6	1.8	1.7	1.7
University / School / College	0.4	0.4	0.4	0.4	0.4
Private company	2.7	1.0	1.8	1.3	1.6
Media	0.2	0.1	0.1	0.2	0.1
Political party or politician	0.7	1.6	1.6	0.9	1.3
Government	12.9	22.4	17.0	21.4	19.2
International organization or another country	0.8	1.4	1.8	0.5	1.2
God		0.0		0.0	0.0
Other	0.4	0.2	0.3	0.2	0.3
Refused to answer	0.0			0.0	0.0
Don't know	1.3	3.2	2.0	3.2	2.5