

Summary of results

Afrobarometer Round 9 survey
in Mozambique, 2022

Compiled by Ipsos
Mozambique



Afrobarometer Round 9 Summary of results for Mozambique, 2022

Afrobarometer, a nonprofit corporation with headquarters in Ghana, is a pan-African, nonpartisan survey research network that provides reliable data on Africans' experiences and evaluations of democracy, governance, and quality of life. Nine survey rounds in up to 42 countries have been completed since 1999. Round 9 surveys (2021/2023) cover 39 countries. Afrobarometer's national partners conduct face-to-face interviews in the language of the respondent's choice with nationally representative samples.

Regional coordination of national partners in about 35 countries is provided by the Ghana Center for Democratic Development (CDD-Ghana), the Institute for Justice and Reconciliation (IJR) in South Africa, and the Institute for Development Studies (IDS) at the University of Nairobi in Kenya. Michigan State University (MSU) and the University of Cape Town (UCT) provide technical support to the network.

The Afrobarometer National Partner in Mozambique, Ipsos, interviewed a nationally representative, random, stratified probability sample of 1,120 adult Mozambicans between 30 October and 20 December 2022. A sample of this size yields country-level results with a margin of error of +/-3 percentage points at a 95% confidence level. Previous surveys have been conducted in Mozambique in 2002, 2005, 2008, 2012, 2015, 2018, and 2021. IJR provided technical backstopping for the survey. Technical details of the survey, including descriptions of stratification and household selection, translation languages, and related information, can be found in the survey Technical Information Form that follows.

Below is an outline of the survey findings from all the questions posed to respondents. We also present the findings by some critical demographics such as gender and place of residence (urban-rural). In addition, responses to all questions in the survey can be disaggregated by gender, age, urban-rural residence, and other demographic variables. Visit our free online data analysis facility at <http://afrobarometer.org/online-data-analysis/analyse-online>.

Financial support for Afrobarometer is provided by Sweden via the Swedish International Development Cooperation Agency, the U.S. Agency for International Development (USAID) via the U.S. Institute of Peace, the Mo Ibrahim Foundation, the Open Society Foundations - Africa, Luminare, the William and Flora Hewlett Foundation, the Bill & Melinda Gates Foundation, the Mastercard Foundation, the David and Lucile Packard Foundation, the European Union Commission, the World Bank Group, the Ministry of Foreign Affairs of Finland, the Embassy of the Kingdom of the Netherlands in Uganda, the Embassy of Sweden in Zimbabwe, the Global Centre for Pluralism, and GIZ.

Contact information:

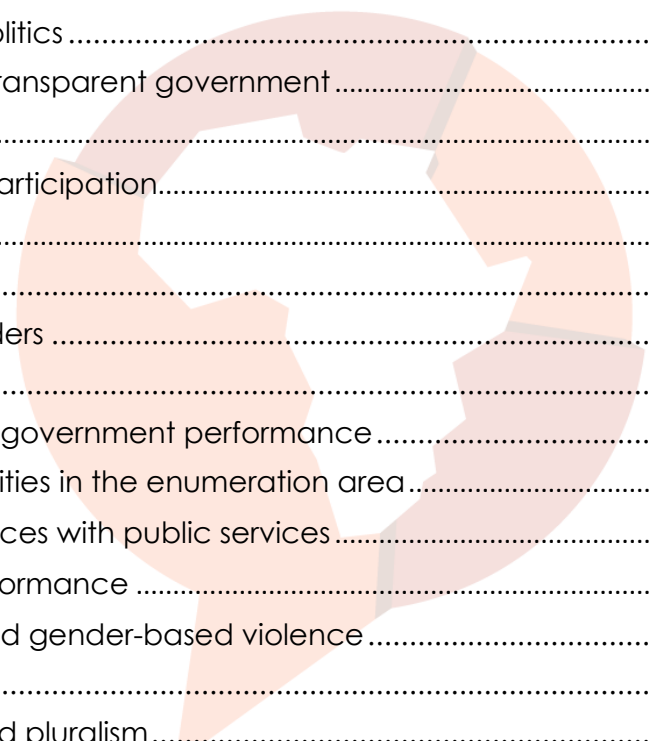
For more information, please visit www.afrobarometer.org or contact:

Jaime Fernandes
Country director
Ipsos
Jaime.Fernandes@ipsos.com
+258 84468851

Paulo Nogueira
Public affairs – service line lead
Ipsos
Paulo.Nogueira@ipsos.com
+258 862066720

Rodolfo Rodrigues
Research assistant
Ipsos
Rodolfo.Rodrigues@ipsos.com
+258 845282108

Table of contents



Technical information form	4
Respondents and their households.....	5
Country's overall direction and most important problems.....	11
COVID-19	14
Economic life	19
Development and international relations	23
Democracy and politics	25
Responsive and transparent government	29
Freedoms.....	32
Citizenship and participation.....	34
Rule of law.....	36
Elections	38
Institutions and leaders	41
Corruption.....	45
Public services and government performance.....	48
Services and facilities in the enumeration area.....	48
Citizens' experiences with public services.....	51
Government performance	55
Gender equality and gender-based violence	60
Child welfare.....	64
Identity, society, and pluralism.....	66
Security, crime, and the police	71
Climate change and the environment	73
Media	78
Country-specific questions	80
Other	85

Technical information form



Universe:	Citizens of Mozambique who are 18 years and older
Sample design:	Nationally representative, random, clustered, stratified, multi-stage area probability sample
Stratification:	Region and urban-rural location
Stages:	Primary sampling units (PSUs) (from strata), start points, households, respondents
PSU selection:	Probability proportionate to population size (PPPS)
Cluster size:	8 households per PSU
Household selection:	Randomly selected start points, followed by walk pattern using 5/10 interval
Respondent selection:	Gender quota filled by alternating interviews between men and women; respondents of appropriate gender listed, after which computer randomly selects individual
Weighting:	Weighted to account for individual selection probabilities
Margin of error:	+/-3 percentage points at 95% confidence level
Fieldwork by:	Ipsos
Survey languages:	Portuguese, Emakhuwa, CiCisena, Ndau, Xichangana, and Chuabo
Main researchers:	Kathleen Angulo, Maxwell Odhiambo, Rodolfo Rodrigues, Helton Mabaia and Maria Noteque.
Outcome rates:	Contact rate: 96% Cooperation rate: 86% Refusal rate: 5% Response rate: 82%
Dates of fieldwork:	30 October-20 December 2022
Sample size:	1,120
Sampling frame:	1,200
EA substitution rate:	1/150 = 1%

Note: All figures in the following tables are percentages, rounded to one decimal place. Due to rounding, columns may not add up to exactly 100.0%. (Please note that Afrobarometer's general practice in most analysis and publications is to report findings rounded to whole numbers.) Readers are reminded that the sample size in [country] of 1,120 yields a margin of sampling error of +/-3 percentage points at a 95% confidence level. A dash ("-") or blank cell indicates that there were no responses in this category. For Questions 1 through 97, weighted frequency distributions are reported.

Note: This presentation of findings does NOT reflect the order in which survey questions were asked during the interview. We have numbered the questions as in the questionnaire but have ordered them by topic. To see the questionnaire, please visit www.afrobarometer.org.

Respondents and their households

Demographic distribution of the sample

		Unweighted	Weighted
Gender			
	Men	50.1%	50.3%
	Women	49.9%	49.7%
Location			
	Urban	39.3%	37.9%
	Rural	60.7%	62.1%
Region			
	Maputo Province	10.0%	9.0%
	Maputo City	5.0%	4.8%
	Gaza	5.0%	5.0%
	Inhambane	5.7%	5.5%
	Sofala	9.3%	8.2%
	Tete	10.7%	9.6%
	Manica	7.1%	6.7%
	Zambézia	18.6%	17.1%
	Nampula	20.7%	19.5%
	Cabo Delgado	1.4%	8.3%
	Niassa	6.4%	6.2%
Education			
	No formal education	16.3%	19.1%
	Primary	43.7%	42.5%
	Secondary	33.8%	32.8%
	Post-secondary	5.9%	5.4%
	Refused	0.2%	-
	Don't know	0.1%	0.3%
Religion			
	Christian	69.5%	66.8%
	Muslim	15.1%	18.0%
	Other	15.4%	14.1%
	Don't know	-	1.1%

Q1. How old are you?

	Urban	Rural	Men	Women	Total
18-25 years	36.6	30.4	32.2	33.3	32.7
26-35 years	33.2	35.2	32.5	36.4	34.5
36-45 years	13.5	15.0	15.3	13.5	14.4
46-55 years	12.7	9.5	10.4	11.0	10.7
56-65 years	3.1	5.7	5.5	4.0	4.7
Over 65 years	0.7	4.1	3.9	1.6	2.8
Don't know	0.2	0.1	0.1	0.1	0.1

Q2. What is the primary language you speak in your home now?

	Urban	Rural	Men	Women	Total
Portuguese	54.9	21.7	36.8	31.8	34.3
Swahili		0.2		0.2	0.1
Makua	11.9	26.8	20.7	21.6	21.1
Sena	7.1	5.8	5.9	6.7	6.3
Ndau	1.2	5.7	3.3	4.8	4.0
Changana	11.3	5.0	6.4	8.3	7.4
Nyanja		0.8	0.3	0.7	0.5
Chope	0.3	1.5	0.6	1.5	1.0
Bitonga	1.5	1.1	0.9	1.6	1.3
Makonde	0.4	0.1	0.5		0.2
Chuabo	1.2	1.6	1.5	1.3	1.4
Ajaua		0.5	0.6		0.3
Lomue	3.2	6.7	5.2	5.5	5.4
Shona	0.3	0.5	0.4	0.4	0.4
Xitswa	0.8	2.6	2.6	1.3	1.9
Xironga	0.4	0.1		0.4	0.2
Chichewa	1.3	9.0	5.3	6.9	6.1
Cinyungwe	1.9	2.0	2.7	1.3	2.0
Ciyao	0.4	3.1	2.2	1.9	2.0
Kimwani		0.1	0.2		0.1
Lomue	0.2	0.9	0.4	0.8	0.6
Other	2.0	3.8	3.5	2.7	3.1
Refused		0.4	0.2	0.3	0.3

Q84A. What is your ethnic community or cultural group?

	Urban	Rural	Men	Women	Total
Portuguese	5.5	2.0	4.0	2.7	3.3
Makua	24.3	31.5	29.3	28.3	28.8
Sena	9.1	8.7	9.2	8.5	8.9
Ndau	3.7	6.4	4.2	6.5	5.4
Changana	22.3	7.3	12.2	13.8	13.0
Nyanja		1.9	1.6	0.7	1.1
Chope	2.4	1.7	1.4	2.5	2.0
Bitonga	4.1	1.2	2.5	2.2	2.3
Makonde	2.2		1.1	0.5	0.8
Chuabo	3.6	3.5	4.3	2.9	3.6
Ajaua	0.2			0.2	0.1
Lomue	4.1	8.5	6.6	7.0	6.8
Shona	0.4	0.7	0.6	0.6	0.6
Xitswa	2.6	3.2	3.1	2.7	2.9

Xironga	2.8	1.0	1.6	1.7	1.6
Chichewa	3.0	9.5	6.5	7.5	7.0
Cinyungwe	4.2	3.3	3.7	3.5	3.6
Ciyao	1.3	3.6	2.7	2.7	2.7
Ekoti	0.3	0.3	0.2	0.4	0.3
Kimwani		0.2		0.3	0.1
Matewe	2.1	0.3	0.9	1.1	1.0
Manhaua	0.1	1.1	0.9	0.6	0.8
Lomwe	0.5	2.3	1.3	2.0	1.6
National identity (Mozambican) only, or "doesn't think of self in those terms"	0.4	0.1	0.2	0.3	0.2
Other	0.8	1.7	1.7	0.9	1.3
Refused to answer	0.0		0.0		0.0

Q94. What is your highest level of education?

	Urban	Rural	Men	Women	Total
No formal schooling	7.4	20.2	13.4	17.4	15.4
Informal schooling only (including Koranic schooling)	2.5	4.5	3.7	3.7	3.7
Some primary schooling	11.7	29.0	22.4	22.5	22.4
Primary school completed	18.1	21.2	19.3	20.8	20.0
Intermediate school or some secondary school/High school	31.5	17.9	27.6	18.4	23.0
Secondary school/High school completed	16.6	5.6	8.4	11.2	9.8
Post-secondary qualifications, other than university e.g. a diploma or degree from a polytechnic or college	2.7	1.2	1.1	2.4	1.7
Some university	5.7	0.3	2.7	2.0	2.3
University completed	3.2	0.2	1.4	1.3	1.3
Refused	0.4			0.3	0.1
Don't know	0.3		0.2		0.1

Q95. What is your religion, if any?

	Urban	Rural	Men	Women	Total
None	9.6	14.0	13.9	10.8	12.3
Christian only (i.e., respondents says only "Christian", without identifying a specific sub-group)	17.6	14.4	14.7	16.6	15.6
Roman Catholic	16.9	17.6	15.6	19.1	17.3
Coptic	0.2	0.2	0.2	0.2	0.2
Anglican	2.7	3.1	2.9	3.0	3.0
Methodist	3.5	1.8	2.3	2.6	2.5
Presbyterian	0.3	0.7	0.4	0.7	0.5
Baptist	3.8	6.7	6.8	4.4	5.6
Evangelical	13.7	9.3	10.9	11.1	11.0
Pentecostal (e.g., "Born Again" and/or "Saved")	2.8	0.8	2.2	0.9	1.5
Independent (e.g., "African Independent Church")	1.0	1.0	1.0	1.0	1.0
Jehovah's Witness	0.4	1.1	0.8	0.8	0.8

Seventh Day Adventist	2.6	1.2	1.6	1.8	1.7
Muslim only (i.e., respondents says only "Muslim", without identifying a specific sub-group)	12.0	19.6	15.5	18.0	16.7
Sunni only (i.e., respondents says only "Sunni" or "Sunni Muslim", without identifying a specific sub-group)	0.4	1.6	1.1	1.3	1.2
Ismaeli	0.2	0.1	0.1	0.1	0.1
Traditional/Ethnic religion	0.3	0.3	0.2	0.4	0.3
Agnostic (Do not know if there is a God)	0.5		0.3		0.2
Church of Christ	0.8	0.6	0.8	0.5	0.7
Zionist Christian Church	7.2	4.3	6.0	4.8	5.4
Other	1.7	1.1	1.3	1.3	1.3
Refused	1.5	0.2	0.8	0.6	0.7
Don't know	0.3	0.4	0.6	0.2	0.4

Q90A. Which of these things do you personally own? [If "No":] Does anyone else in your household own one: Radio?

	Urban	Rural	Men	Women	Total
No, no one in the household owns	28.3	25.0	23.3	29.1	26.2
Someone else in household owns	22.7	27.6	24.0	27.4	25.7
Yes (personally owns)	48.0	46.8	51.8	42.7	47.3
Refused		0.1	0.1		0.1
Don't know	1.0	0.5	0.7	0.7	0.7

Q90B. Which of these things do you personally own? [If "No":] Does anyone else in your household own one: Television?

	Urban	Rural	Men	Women	Total
No, no one in the household owns	15.4	55.3	38.0	42.3	40.1
Someone else in household owns	13.5	22.4	19.7	18.3	19.0
Yes (personally owns)	70.5	21.0	41.3	38.2	39.7
Refused		0.1		0.1	0.1
Don't know	0.6	1.2	0.9	1.1	1.0

Q90C. Which of these things do you personally own? [If "No":] Does anyone else in your household own one: Motor vehicle or motorcycle?

	Urban	Rural	Men	Women	Total
No, no one in the household owns	40.4	63.5	53.8	55.6	54.7
Someone else in household owns	36.3	22.0	24.5	30.4	27.4
Yes (personally owns)	20.7	11.7	19.3	10.9	15.2
Refused	0.2	0.2	0.2	0.1	0.2
Don't know	2.4	2.6	2.2	2.9	2.5

Q90D. Which of these things do you personally own? [If “No”:] Does anyone else in your household own one: Computer?

	Urban	Rural	Men	Women	Total
No, no one in the household owns	44.4	78.2	66.4	64.4	65.4
Someone else in household owns	28.8	15.5	17.0	24.1	20.5
Yes (personally owns)	24.5	3.8	14.2	9.0	11.6
Refused		0.2	0.1	0.1	0.1
Don't know	2.3	2.4	2.3	2.4	2.3

Q90E. Which of these things do you personally own? [If “No”:] Does anyone else in your household own one: Bank account?

	Urban	Rural	Men	Women	Total
No, no one in the household owns	22.6	60.1	43.5	48.2	45.9
Someone else in household owns	28.1	25.5	24.6	28.5	26.5
Yes (personally owns)	47.2	11.0	29.1	20.3	24.8
Refused	0.3	0.3	0.5	0.1	0.3
Don't know	1.8	3.0	2.3	2.8	2.5

Q90F. Which of these things do you personally own? [If “No”:] Does anyone else in your household own one: Mobile phone?

	Urban	Rural	Men	Women	Total
No, no one in the household owns	5.6	25.0	15.8	19.5	17.6
Someone else in household owns	12.0	19.1	11.9	21.0	16.4
Yes (personally owns)	81.9	55.0	71.6	58.6	65.2
Refused	0.3	0.5	0.4	0.4	0.4
Don't know	0.2	0.5	0.3	0.4	0.4

Q90G. Does your phone have access to the Internet?

	Urban	Rural	Men	Women	Total
No, no one in the household owns	35.5	40.2	43.1	33.7	38.4
Someone else in household owns	46.2	12.9	26.6	24.5	25.6
Yes (personally owns)	18.1	45.0	28.4	41.4	34.8
Refused		0.7	0.6	0.3	0.4
Don't know	0.2	1.2	1.4	0.2	0.8

Q90H. How often do you use: A mobile phone?

	Urban	Rural	Men	Women	Total
Never	5.3	21.2	11.2	19.2	15.2
Less than once a month	2.9	6.9	5.4	5.4	5.4
A few times a month	5.3	7.9	5.8	8.0	6.9
A few times a week	10.6	14.7	12.5	13.8	13.2
Every day	75.1	48.2	64.2	52.6	58.4
Refused		0.1		0.1	0.1
Don't know	0.8	0.9	0.8	0.9	0.9

Q90I. How often do you use: The Internet?

	Urban	Rural	Men	Women	Total
Never	37.0	75.0	58.6	62.6	60.6
Less than once a month	7.0	4.7	5.8	5.3	5.6
A few times a month	6.8	5.2	5.4	6.3	5.8
A few times a week	19.3	5.7	11.8	9.9	10.9
Every day	28.6	5.2	15.6	12.5	14.0
Refused		0.5		0.6	0.3
Don't know	1.3	3.8	2.8	2.9	2.8

Q91A. What is your main source of water for household use?

	Urban	Rural	Men	Women	Total
Piped water into dwelling	33.7	5.0	16.7	15.2	15.9
Piped water into yard, plot or compound	8.9	1.8	5.0	4.0	4.5
Public tap or standpipe	21.4	16.1	17.9	18.4	18.1
Tubewell or borehole	16.8	24.0	19.8	22.7	21.3
Protected dug well	8.7	14.9	13.1	12.0	12.6
Unprotected dug well	3.2	17.2	11.7	12.0	11.9
Protected spring	2.3	1.7	2.2	1.7	1.9
Unprotected spring		3.2	1.4	2.6	2.0
Rainwater collection		1.0	0.2	1.1	0.6
Bottled water	0.4	0.2	0.2	0.3	0.3
Purchased from a cart with a small tank or drum	0.6	0.7	0.8	0.5	0.7
Purchased from a tanker truck	1.3	0.2	0.7	0.5	0.6
Surface water, like a river, dam, lake, pond, stream, canal or irrigation channel	2.1	13.7	9.8	8.8	9.3
Other	0.6	0.1	0.3	0.3	0.3
Don't know		0.2	0.2		0.1

Q91B. Please tell me whether each of the following is available inside your house, inside your compound, or outside your compound: Your main source of water for household use?

	Urban	Rural	Men	Women	Total
Inside the house	13.6	0.9	5.9	5.6	5.7
Inside the compound	40.3	19.6	26.0	29.0	27.5
Outside the compound	45.9	79.3	67.9	65.3	66.6
Refused	0.2			0.2	0.1
Don't know		0.1	0.2		0.1

Q91C. Please tell me whether each of the following is available inside your house, inside your compound, or outside your compound: A toilet or latrine?

	Urban	Rural	Men	Women	Total
No, none available	1.4	4.9	4.1	3.1	3.6
Yes, inside the house	15.5	3.1	8.7	6.8	7.8
Yes, inside the compound	73.4	63.4	66.9	67.5	67.2
Yes, outside the compound	9.4	28.6	20.3	22.4	21.3
Don't know	0.3			0.2	0.1

Q92A. Do you have an electric connection to your home from the Eletricidade de Moçambique or EDM?

	Urban	Rural	Men	Women	Total
No	18.6	78.3	54.3	57.1	55.7
Yes	81.4	21.4	45.4	42.9	44.1
Refused to answer		0.3	0.4		0.2

Q92B. [If yes to Q92A] How often is electricity actually available from this connection?

	Urban	Rural	Men	Women	Total
Never	1.2	0.7	0.5	1.2	0.8
Occasionally	3.6	1.6	2.3	2.3	2.3
About half of the time	3.5	0.7	2.3	1.3	1.8
Most of the time	22.2	6.7	12.7	12.5	12.6
All of the time	50.9	11.6	27.4	25.6	26.5
Not applicable	18.6	78.6	54.6	57.1	55.9
Don't know		0.1	0.1		0.1

Country's overall direction and most important problems

Q3. Let's start with your general view about the current direction of our country. Some people might think the country is going in the wrong direction. Others may feel it is going in the right direction. So let me ask YOU about the overall direction of the country: Would you say that the country is going in the wrong direction or going in the right direction?

	Urban	Rural	Men	Women	Total
Going in the wrong direction	51.1	35.5	43.2	39.6	41.4
Going in the right direction	41.3	61.9	53.2	55.0	54.1
Refused	0.2		0.2		0.1
Don't know	7.4	2.7	3.5	5.5	4.5

Q45.Pt1. In your opinion, what are the most important problems facing this country that government should address? (1st response)

	Urban	Rural	Men	Women	Total
Nothing/no problems		0.0	0.1		0.0
Management of the economy	6.0	2.3	3.3	4.2	3.7
Wages, incomes and salaries	1.9	0.6	1.3	0.9	1.1
Unemployment	21.9	9.4	12.5	15.8	14.1
Poverty/Destitution	3.7	4.1	3.9	3.9	3.9
Rates and taxes	0.1			0.1	0.0
Loans/Credit	0.3	0.1	0.3		0.2
Farming/Agriculture	0.2	0.1	0.1	0.2	0.2
Food shortage/Famine	4.6	6.4	4.0	7.4	5.7
Drought	0.7	0.5	0.7	0.5	0.6
Land	0.1			0.1	0.1
Transportation	2.2	2.3	1.8	2.8	2.3

Communications		0.1	0.2		0.1
Infrastructure/Roads	3.3	8.1	5.6	7.0	6.3
Education	3.0	2.8	3.9	1.9	2.9
Housing	0.2	0.1		0.2	0.1
Electricity	2.0	10.8	8.3	6.7	7.5
Water supply	12.1	22.0	20.1	16.3	18.3
Orphans/street children/ homeless children	0.6		0.1	0.4	0.2
Services (other)	1.7	0.8	0.8	1.4	1.1
Health	3.4	6.5	4.8	5.9	5.3
AIDS		0.1		0.1	0.0
Sickness/Disease	0.1			0.1	0.0
Crime and security	4.1	3.0	3.8	3.0	3.4
Corruption	7.6	3.4	5.7	4.3	5.0
Political violence	0.4			0.3	0.2
Political instability/Political divisions/Ethnic tensions	0.1	0.1	0.2	0.1	0.1
Discrimination/Inequality	0.2	0.3	0.4	0.1	0.3
Gender issues/Women's rights	0.2	0.3	0.2	0.4	0.3
Democracy/Political rights	1.8	0.6	1.1	1.0	1.1
Civil war	5.8	4.6	6.6	3.6	5.1
Climate change		0.2		0.3	0.1
Other responses	0.3	0.4		0.8	0.4
Refused	8.6	8.0	8.2	8.2	8.2
Don't know	2.5	1.7	2.1	2.0	2.0

Q45.P12. In your opinion, what are the most important problems facing this country that government should address? (2nd response)

	Urban	Rural	Men	Women	Total
Management of the economy	4.2	1.8	2.5	2.9	2.7
Wages, incomes and salaries	2.4	0.5	1.9	0.6	1.2
Unemployment	10.4	9.2	8.4	11.0	9.7
Poverty/Destitution	3.2	2.7	3.2	2.5	2.9
Loans/Credit	0.1	0.4	0.3	0.4	0.3
Farming/Agriculture	0.8	2.8	1.8	2.2	2.0
Food shortage/Famine	4.9	5.5	5.1	5.5	5.3
Drought	1.0	0.5	0.8	0.6	0.7
Transportation	1.4	1.8	1.2	2.0	1.6
Communications		0.1		0.1	0.1
Infrastructure/roads	7.5	7.2	7.8	6.8	7.3
Education	5.5	6.6	6.3	6.1	6.2
Housing	0.2	0.6	0.2	0.8	0.5
Electricity	2.6	12.9	8.5	9.6	9.0
Water supply	6.3	13.0	10.4	10.4	10.4
Orphans/street children/ homeless children	0.1	0.7	0.7	0.2	0.5
Services (other)	1.6	0.8	1.0	1.1	1.1
Health	6.6	10.0	10.2	7.1	8.7
Sickness/Disease	0.4	0.2	0.3	0.2	0.2
Crime and security	4.0	1.3	1.9	2.7	2.3
Corruption	9.0	4.0	6.2	5.6	5.9
Political violence		0.1		0.1	0.1

Political instability/Political divisions/Ethnic tensions		0.1	0.1		0.0
Discrimination/inequality	1.5	0.3	0.8	0.7	0.7
Gender issues/Women's rights	1.5	0.3	0.5	1.1	0.8
Democracy/Political rights	1.4	0.1	0.8	0.4	0.6
Civil war	5.5	2.1	3.4	3.4	3.4
Agricultural marketing		0.1	0.1		0.1
Climate change	0.3		0.2		0.1
COVID-19		0.1		0.1	0.0
Other responses		0.7		0.9	0.4
No further reply	17.6	13.5	15.3	14.9	15.1

Q45.P13. In your opinion, what are the most important problems facing this country that government should address? (3rd response)

	Urban	Rural	Men	Women	Total
Management of the economy	3.3	2.1	2.3	2.8	2.6
Wages, incomes and salaries	0.5	0.1	0.4	0.2	0.3
Unemployment	9.0	10.3	11.8	7.8	9.8
Poverty/Destitution	3.1	4.6	5.2	2.8	4.0
Rates and taxes	0.5	0.3	0.6	0.1	0.4
Loans/credit	0.6	0.1	0.4	0.3	0.3
Farming/Agriculture	0.8	1.2	1.4	0.6	1.0
Food shortage/Famine	6.8	3.4	4.2	5.2	4.7
Drought	0.5	0.5	0.8	0.2	0.5
Land	0.1			0.1	0.0
Transportation	4.2	1.8	2.6	2.9	2.8
Communications		0.2		0.3	0.2
Infrastructure/Roads	2.4	5.5	5.0	3.6	4.3
Education	6.0	5.6	6.6	4.9	5.7
Housing	0.2	0.0	0.2		0.1
Electricity	1.1	9.5	5.6	7.1	6.3
Water supply	4.8	9.9	5.9	10.0	7.9
Orphans/street children/homeless children		0.3	0.1	0.3	0.2
Services (other)	1.1	1.8	1.4	1.7	1.6
Health	4.1	13.4	8.9	10.9	9.9
AIDS	0.4			0.3	0.2
Sickness/Disease	0.1	0.5	0.6	0.1	0.3
Crime and security	3.4	1.9	2.1	2.9	2.5
Corruption	4.7	1.9	2.6	3.3	2.9
Political violence	1.5	0.3	0.8	0.7	0.8
Political instability/Political divisions/Ethnic tensions	0.2		0.2		0.1
Discrimination/Inequality	1.0		0.2	0.5	0.4
Gender issues/Women's rights	0.4		0.3		0.2
Democracy/Political rights	1.3	0.3	1.1	0.3	0.7
War (international)		0.1	0.1		0.0
Civil war	5.2	2.4	1.7	5.2	3.4
Agricultural marketing	0.2	1.0	1.1	0.4	0.7
Climate change		0.2	0.2		0.1
Other responses	0.4		0.3		0.2
No further reply	32.1	20.8	25.5	24.6	25.0

COVID-19

Now I would like to ask you some questions about the COVID-19 pandemic that has been affecting our country and the world since early 2020.

Q57A. Please tell me whether you personally or any other member of your household have been affected in any of the following ways by the COVID-19 pandemic: Became ill with, or tested positive for, COVID-19?

	Urban	Rural	Men	Women	Total
Yes	6.9	4.9	5.1	6.2	5.6
No	92.4	93.7	93.1	93.3	93.2
Refused	0.3			0.2	0.1
Don't know	0.5	1.5	1.8	0.4	1.1

Q57B. Please tell me whether you personally or any other member of your household have been affected in any of the following ways by the COVID-19 pandemic: Temporarily or permanently lost a job, business or primary source of income?

	Urban	Rural	Men	Women	Total
Yes	24.8	17.6	20.3	20.4	20.3
No	74.3	81.7	79.1	78.6	78.9
Refused	0.3	0.2	0.2	0.2	0.2
Don't know	0.6	0.6	0.4	0.8	0.6

Q65A. Since the start of the COVID-19 pandemic, have you or your household received any assistance from government, like food, cash payments, relief from bill payments, or other assistance that you were not normally receiving before the pandemic?

	Urban	Rural	Men	Women	Total
No	70.8	79.6	76.8	75.7	76.3
Yes	26.8	17.4	20.3	21.7	21.0
Refused	0.8		0.6		0.3
Don't know	1.6	3.0	2.3	2.6	2.5

Q65B. Do you think that the distribution of government support to people during the COVID-19 pandemic, for example through food packages or cash payments, has been fair or unfair?

	Urban	Rural	Men	Women	Total
Very unfairly	36.2	38.6	37.6	37.7	37.7
Somewhat unfairly	15.7	21.0	17.9	20.1	19.0
Somewhat fairly	16.8	21.1	17.8	21.1	19.5
Very fairly	17.0	12.3	15.6	12.5	14.1
Refused	0.2	0.1	0.3		0.1
Don't know	14.2	6.9	10.8	8.5	9.7

Q58A. Have you received a vaccination against COVID-19, either one or two doses?

	Urban	Rural	Men	Women	Total
No	16.9	38.4	31.4	29.1	30.2
Yes	82.8	61.4	68.6	70.5	69.5
Refused	0.3			0.2	0.1
Don't know		0.2		0.3	0.1

Q58B. If a vaccine for COVID-19 is available, how likely are you to try to get vaccinated?

	Urban	Rural	Men	Women	Total
--	-------	-------	-----	-------	-------

Very unlikely	3.9	10.9	9.5	7.1	8.3
Somewhat unlikely	3.4	7.5	5.3	6.7	6.0
Somewhat likely	5.4	11.6	9.8	8.6	9.2
Very likely	3.9	8.0	6.5	6.4	6.5
Not applicable	83.1	61.4	68.6	70.7	69.6
Don't know	0.3	0.6	0.4	0.6	0.5

Q58C. [If answer to Q58B is “very unlikely” or “Somewhat unlikely”:] What is the main reason that you would be unlikely to get a COVID-19 vaccine?

	Urban	Rural	Men	Women	Total
COVID doesn't exist/COVID is not real	0.5	1.3	1.4	0.6	1.0
Not worried about COVID/ COVID is not serious or life-threatening/not deadly	0.2	0.6	0.2	0.6	0.4
I am at no risk or low risk for getting COVID/small chance of contracting COVID		0.2	0.2	0.1	0.1
I already had COVID and believe I am immune		0.1		0.1	0.1
God will protect me	0.2	1.7	0.8	1.4	1.1
Don't trust the vaccine/worried about getting fake or counterfeit vaccine	2.0	2.1	1.8	2.4	2.1
Vaccine is not safe	0.7	2.5	1.1	2.6	1.8
Vaccine was developed too quickly	0.3	1.2	1.0	0.7	0.8
Vaccine is not effective/ Vaccinated people can still get COVID	0.1	0.2		0.3	0.1
Vaccine may cause COVID		0.4	0.2	0.2	0.2
Vaccine may cause infertility		0.1		0.1	0.0
Vaccine may cause other bad side effects	0.7	2.0	2.5	0.4	1.5
Vaccines are being used to control or track people		0.2		0.3	0.1
People are being experimented on with vaccines	0.4	0.3	0.6	0.1	0.3
Afraid of vaccines in general	0.5	0.3	0.4	0.4	0.4
Allergic to vaccines		0.3	0.1	0.3	0.2
Don't like needles		1.3		1.6	0.8
Don't trust the vaccine source/ Will wait for other vaccines	0.4	0.2	0.2	0.3	0.3
It is too difficult to get the vaccine, e.g. have to travel far	0.2	0.1		0.3	0.2
I Don't know how to get the vaccine		0.3	0.2	0.1	0.2
I will wait until others have been vaccinated		0.2	0.3		0.2
Religious objections to vaccines in general or to the COVID vaccine		0.1		0.1	0.1
Some other reason	1.3	1.3	2.3	0.3	1.3
Not applicable	92.7	81.6	85.3	86.3	85.8

Refused to answer		0.1		0.1	0.1
Don't know		1.3	1.5	0.1	0.8

Q59. How much do you trust the government to ensure that any vaccine for COVID-19 that is developed or offered to [Botswana] citizens is safe before it is used in this country?

	Urban	Rural	Men	Women	Total
Not at all	16.4	12.3	14.8	13.0	13.9
Just a little	31.2	35.0	31.8	35.4	33.6
Somewhat	30.1	24.6	26.0	27.4	26.7
A lot	18.9	23.1	22.2	20.9	21.5
Refused	0.4	0.5	0.2	0.7	0.4
Don't know	2.9	4.5	5.1	2.7	3.9

Q60. How well or badly would you say the current government has managed the response to the COVID-19 pandemic?

	Urban	Rural	Men	Women	Total
Very badly	10.0	11.8	11.0	11.3	11.1
Fairly badly	12.2	16.9	14.8	15.4	15.1
Fairly well	44.2	43.8	43.2	44.7	44.0
Very well	29.3	21.2	24.7	23.9	24.3
Refused	0.2			0.2	0.1
Don't know	4.0	6.2	6.2	4.5	5.4

Q61A. How satisfied or dissatisfied are you with the government's response to COVID-19 in the following areas: Providing relief to vulnerable households?

	Urban	Rural	Men	Women	Total
Not at all satisfied	11.5	15.7	14.1	14.2	14.1
Not very satisfied	23.0	24.6	21.4	26.6	24.0
Fairly satisfied	36.3	35.8	34.1	37.9	36.0
Very satisfied	24.3	20.8	25.8	18.4	22.1
Refused	0.2		0.1		0.1
Don't know	4.8	3.1	4.4	3.0	3.7

Q61B. How satisfied or dissatisfied are you with the government's response to COVID-19 in the following areas: Ensuring that disruptions to children's education are kept to a minimum?

	Urban	Rural	Men	Women	Total
Not at all satisfied	9.9	19.0	14.7	16.3	15.5
Not very satisfied	26.5	25.8	26.7	25.3	26.0
Fairly satisfied	32.9	31.5	29.3	34.8	32.0
Very satisfied	27.2	21.1	25.2	21.6	23.4
Refused		0.2		0.2	0.1
Don't know	3.6	2.5	4.0	1.8	2.9

Q61C. How satisfied or dissatisfied are you with the government's response to COVID-19 in the following areas: Making sure that health facilities have adequate resources to respond to the COVID-19 pandemic?

	Urban	Rural	Men	Women	Total
Not at all satisfied	8.7	16.1	12.8	13.8	13.3
Not very satisfied	22.1	21.5	21.6	21.8	21.7
Fairly satisfied	34.7	30.6	32.8	31.4	32.1
Very satisfied	31.3	27.1	28.5	28.9	28.7
Refused	0.0	0.2	0.1	0.2	0.2
Don't know	3.2	4.5	4.1	3.8	4.0

Q62. Considering all of the funds and resources that were available to the government for combating and responding to the COVID-19 pandemic, how much do you think was lost or stolen due to corruption?

	Urban	Rural	Men	Women	Total
A lot	32.0	27.3	28.0	30.2	29.1
Some	20.9	22.0	21.9	21.2	21.6
A little	23.9	22.0	20.6	24.9	22.7
None	10.6	15.5	15.7	11.6	13.7
Refused	0.8		0.6		0.3
Don't know	11.7	13.3	13.2	12.1	12.7

Q63A. When the country is facing a public health emergency like the COVID-19 pandemic, do you agree or disagree that it is justified for the government to temporarily limit democracy or democratic freedoms by taking the following measures: Censoring media reporting?

	Urban	Rural	Men	Women	Total
Strongly disagree	19.1	13.4	14.5	16.7	15.6
Disagree	32.9	39.0	37.9	35.4	36.7
Neither agree nor disagree	8.3	6.9	7.4	7.4	7.4
Agree	27.4	27.5	27.4	27.6	27.5
Strongly agree	7.3	10.2	9.7	8.4	9.1
Refused	0.2			0.1	0.1
Don't know	4.7	3.1	3.0	4.4	3.7

Q63B. When the country is facing a public health emergency like the COVID-19 pandemic, do you agree or disagree that it is justified for the government to temporarily limit democracy or democratic freedoms by taking the following measures: Using the police and security forces to enforce public health mandates like restrictions on public gatherings or wearing face masks?

	Urban	Rural	Men	Women	Total
Strongly disagree	7.0	9.0	9.8	6.6	8.2
Disagree	20.6	27.2	21.9	27.6	24.7
Neither agree nor disagree	10.9	10.7	10.3	11.2	10.8
Agree	37.5	36.3	39.7	33.8	36.8
Strongly agree	19.9	13.0	15.4	15.8	15.6
Refused	0.2	0.0	0.1	0.1	0.1
Don't know	4.0	3.7	2.8	4.9	3.8

Q63C. When the country is facing a public health emergency like the COVID-19 pandemic, do you agree or disagree that it is justified for the government to temporarily limit democracy or democratic freedoms by taking the following measures: Postponing elections?

	Urban	Rural	Men	Women	Total
Strongly disagree	17.3	19.3	20.4	16.6	18.5
Disagree	23.1	24.2	23.4	24.1	23.8
Neither agree nor disagree	16.4	13.7	14.4	15.1	14.8
Agree	26.6	25.9	25.7	26.5	26.1
Strongly agree	11.5	11.1	11.4	11.1	11.3
Refused	0.2	0.0	0.1	0.1	0.1
Don't know	4.9	5.8	4.5	6.4	5.5

Q64A. After experiencing the COVID-19 pandemic in Mozambique, how prepared or unprepared do you think the government will be to deal with future public health emergencies?

	Urban	Rural	Men	Women	Total
Very unprepared	13.6	16.2	14.5	15.9	15.2
Somewhat unprepared	16.8	15.2	16.2	15.4	15.8
Somewhat prepared	28.7	26.5	26.5	28.2	27.3
Very prepared	33.2	32.6	33.5	32.1	32.8
Refused	0.3	0.2	0.2	0.3	0.2
Don't know	7.5	9.3	9.0	8.2	8.6

Q64B. Do you agree or disagree with the following statement: Our government needs to invest more of our health resources in special preparations to respond to health emergencies like COVID-19, even if it means fewer resources are available for other health services?

	Urban	Rural	Men	Women	Total
Strongly disagree	8.8	6.8	8.1	7.0	7.6
Disagree	15.0	23.7	19.5	21.4	20.4
Neither agree nor disagree	8.0	8.7	8.5	8.4	8.5
Agree	43.4	38.6	39.5	41.4	40.4
Strongly agree	21.6	15.6	20.3	15.5	17.9
Refused	0.6	0.1	0.3	0.3	0.3
Don't know	2.6	6.5	3.9	6.1	5.0

Economic life

Let's discuss economic conditions.

Q4A. In general, how would you describe the present economic condition of this country?

	Urban	Rural	Men	Women	Total
Very bad	30.7	22.7	27.1	24.3	25.7
Fairly bad	15.9	10.1	12.4	12.3	12.3
Neither good nor bad	13.3	14.2	14.2	13.6	13.9
Fairly good	23.9	30.7	28.1	28.1	28.1
Very good	14.8	19.8	16.8	19.0	17.9
Refused		0.2		0.3	0.1
Don't know	1.4	2.3	1.4	2.5	1.9

Q4B. In general, how would you describe your own present living conditions?

	Urban	Rural	Men	Women	Total
Very bad	22.6	28.0	29.7	22.2	26.0
Fairly bad	13.5	18.8	15.0	18.7	16.8
Neither good nor bad	26.6	19.1	22.5	21.5	22.0
Fairly good	28.5	23.2	23.4	27.1	25.2
Very good	8.0	10.2	8.8	10.0	9.4
Refused	0.2			0.2	0.1
Don't know	0.5	0.5	0.6	0.4	0.5

Q5A. Looking back, how do you rate economic conditions in this country compared to 12 months ago?

	Urban	Rural	Men	Women	Total
Much worse	21.6	21.9	24.4	19.1	21.8
Worse	26.7	20.4	23.0	22.6	22.8
Same	28.1	33.9	28.7	34.8	31.7
Better	19.0	18.9	18.7	19.1	18.9
Much better	3.5	3.3	4.2	2.5	3.3
Don't know	1.2	1.7	1.0	1.9	1.5

Q5B. Looking ahead, do you expect economic conditions in this country to be better or worse in 12 months' time?

	Urban	Rural	Men	Women	Total
Much worse	5.9	9.2	8.9	7.0	8.0
Worse	14.4	10.7	11.7	12.5	12.1
Same	21.4	25.5	24.0	23.9	24.0
Better	33.9	33.9	31.7	36.0	33.9
Much better	18.9	14.7	17.7	14.9	16.3
Refused	0.2	0.2	0.2	0.2	0.2
Don't know	5.3	5.9	5.8	5.5	5.7

Q6A. Over the past year, how often, if ever, have you or anyone in your family gone without: Enough food to eat?

	Urban	Rural	Men	Women	Total
Never	43.5	26.3	31.4	34.3	32.8
Just once or twice	23.8	23.0	25.4	21.2	23.3
Several times	19.0	25.7	22.6	23.8	23.2
Many times	10.5	17.6	14.6	15.1	14.9
Always	3.2	7.4	6.0	5.6	5.8

Q6B. Over the past year, how often, if ever, have you or anyone in your family gone without: Enough clean water for home use?

	Urban	Rural	Men	Women	Total
Never	42.5	31.1	31.9	39.0	35.4
Just once or twice	15.0	14.7	15.9	13.7	14.8
Several times	24.5	20.3	25.4	18.4	21.9
Many times	11.3	18.2	15.2	16.0	15.6
Always	6.5	15.7	11.7	12.7	12.2
Don't know	0.2			0.2	0.1

Q6C. Over the past year, how often, if ever, have you or anyone in your family gone without: Medicines or medical treatment?

	Urban	Rural	Men	Women	Total
Never	35.4	20.5	25.7	26.6	26.1
Just once or twice	20.2	19.3	19.9	19.3	19.6
Several times	22.5	25.8	23.1	26.0	24.6
Many times	15.2	22.8	21.2	18.7	19.9
Always	6.1	11.6	10.0	9.0	9.5
Don't know	0.6	0.1	0.1	0.4	0.3

Q6D. Over the past year, how often, if ever, have you or anyone in your family gone without: Enough fuel to cook your food?

	Urban	Rural	Men	Women	Total
Never	46.0	49.0	47.9	47.9	47.9
Just once or twice	21.4	13.5	16.0	17.0	16.5
Several times	16.6	19.9	20.5	16.8	18.6
Many times	11.1	11.6	10.7	12.1	11.4
Always	4.1	5.8	4.4	5.9	5.1
Don't know	0.8	0.2	0.4	0.4	0.4

Q6E. Over the past year, how often, if ever, have you or anyone in your family gone without: A cash income?

	Urban	Rural	Men	Women	Total
Never	25.9	12.2	19.8	14.9	17.4
Just once or twice	23.2	14.0	15.2	19.8	17.5
Several times	22.1	27.6	24.2	26.9	25.6
Many times	20.0	26.1	25.8	21.7	23.8
Always	7.4	19.3	14.7	14.9	14.8
Refused	0.1			0.1	0.0
Don't know	1.3	0.8	0.3	1.6	1.0

Q33I. How often, if ever, are people treated unfairly by the government based on their economic status, that is, how rich or poor they are?

	Urban	Rural	Men	Women	Total
Never	12.9	13.3	13.8	12.5	13.2
Sometimes	32.4	39.1	37.5	35.6	36.6
Often	41.1	31.8	34.6	36.0	35.3
Always	10.6	12.3	10.2	13.1	11.6
Refused		1.2		1.6	0.8
Don't know	3.0	2.3	3.9	1.3	2.6

Q93A. Do you have a job that pays a cash income? [If "Yes":] Is it full time or part time? [If "No":] Are you currently looking for a job?

	Urban	Rural	Men	Women	Total
No (not looking)	25.7	37.4	26.0	40.0	32.9
No (looking)	46.0	49.7	50.2	46.3	48.3
Yes, part time	14.4	6.9	13.4	6.1	9.8
Yes, full time	13.2	5.8	10.3	6.9	8.6
Refused	0.3			0.2	0.1
Don't know	0.5	0.2	0.1	0.5	0.3

Q93B. What is your main occupation? [If unemployed, retired, or disabled:] What was your last main occupation?

	Urban	Rural	Men	Women	Total
Never had a job	9.7	12.7	12.3	10.7	11.5
Student	19.1	11.8	14.0	15.1	14.6
Housewife/homemaker	11.2	13.3	0.6	24.6	12.5
Agriculture/farming/fishing/forestry	11.3	41.5	33.0	27.1	30.0
Trader/hawker/vendor	16.5	10.9	16.1	10.0	13.0
Retail/shop	2.6	0.7	1.6	1.2	1.4
Unskilled manual worker (e.g., cleaner, laborer, domestic help, unskilled manufacturing worker)	6.9	3.4	6.7	2.7	4.7
Artisan or skilled manual worker (e.g., trades like electrician, mechanic, machinist or skilled manufacturing worker)	6.9	1.2	6.3	0.3	3.4
Clerical or secretarial	0.4		0.3		0.1
Supervisor/foreman/senior Manager	1.0	0.7	1.5	0.1	0.8
Security services (police, army, private security)	3.6	0.9	3.7	0.1	1.9
Mid-level professional (e.g., teacher, nurse, mid-level government officer)	5.5	2.2	1.8	5.0	3.4
Upper-level professional (e.g., banker/finance, doctor, lawyer, engineer, accountant, professor, senior-level government)	4.4	0.7	1.6	2.7	2.1
Other	0.2		0.2		0.1
Refused	0.6		0.5		0.2
Don't know	0.2			0.2	0.1

Q93C. What is the main way that decisions are made about how to use any money that you have or earn, for example from a job, a business, selling things or other activities?

	Urban	Rural	Men	Women	Total
You make the decisions yourself	27.6	26.0	33.0	20.1	26.6
Your spouse makes the decisions	12.3	15.9	9.6	19.5	14.6
You make the decisions jointly with your spouse	33.6	38.4	36.8	36.4	36.6
You make the decisions jointly with other family members	14.7	10.8	12.3	12.3	12.3
Other family members make the decisions without you	9.5	6.6	6.8	8.6	7.7
None of the above/some other response	0.3	0.2	0.2	0.3	0.2
Not applicable, no earnings	1.1	1.5	0.2	2.6	1.4
Refused to answer	0.5	0.2	0.6		0.3
Don't know	0.5	0.3	0.5	0.2	0.3



Development and international relations

See related questions under “Public services and government performance.”

Q77. How much influence do you think China's economic activities in Mozambique have on our economy, or haven't you heard enough to say?

	Urban	Rural	Men	Women	Total
None	8.4	8.2	10.2	6.3	8.3
A little	14.3	22.7	19.6	19.5	19.5
Some	20.9	32.0	27.5	28.1	27.8
A lot	34.0	21.4	27.9	24.4	26.2
Refused	0.2			0.1	0.1
Don't know/haven't heard enough	22.2	15.7	14.7	21.6	18.1

Q78A. Do you think that the economic and political influence of each of the following countries on Mozambique is mostly positive, mostly negative, or haven't you heard enough to say: China?

	Urban	Rural	Men	Women	Total
Very negative	5.2	8.6	7.8	6.8	7.3
Somewhat negative	9.5	19.3	15.0	16.1	15.6
Neither positive nor negative	6.8	8.0	7.4	7.7	7.6
Somewhat positive	26.4	26.9	25.4	28.1	26.7
Very positive	35.6	24.3	31.3	25.9	28.6
Refused	0.2	0.1	0.2	0.1	0.1
Don't know	16.2	12.8	12.9	15.3	14.1

Q78B. Do you think that the economic and political influence of each of the following countries on Mozambique is mostly positive, mostly negative, or haven't you heard enough to say: United States?

	Urban	Rural	Men	Women	Total
Very negative	4.1	6.0	6.3	4.2	5.2
Somewhat negative	10.6	14.8	11.6	14.9	13.3
Neither positive nor negative	12.4	13.8	13.4	13.1	13.3
Somewhat positive	27.0	26.7	28.3	25.4	26.8
Very positive	22.2	18.5	21.1	18.7	19.9
Refused	0.2	0.1	0.2	0.1	0.1
Don't know	23.4	20.1	19.1	23.6	21.4

Q78C. Do you think that the economic and political influence of each of the following countries on Mozambique is mostly positive, mostly negative, or haven't you heard enough to say: Japan?

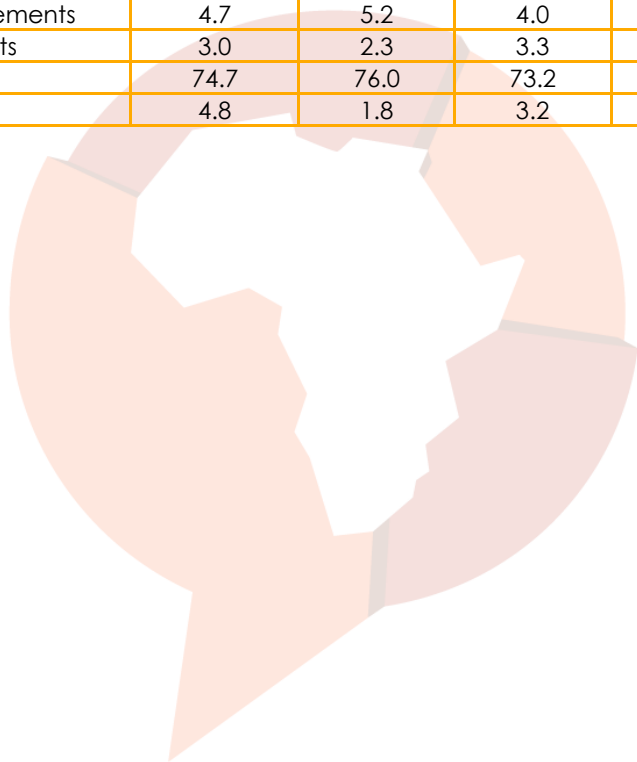
	Urban	Rural	Men	Women	Total
Very negative	6.5	4.8	5.2	5.7	5.5
Somewhat negative	8.2	17.6	13.8	14.3	14.1
Neither positive nor negative	10.6	11.6	9.2	13.2	11.2
Somewhat positive	21.9	22.5	24.6	19.8	22.2
Very positive	24.3	18.4	22.3	18.9	20.6
Refused	0.4	0.1	0.2	0.2	0.2
Don't know	28.1	25.1	24.6	27.9	26.2

Q78D. To your knowledge, does Japan give loans or development assistance to our country's government, or haven't you had a chance to hear about this?

	Urban	Rural	Men	Women	Total
No	44.2	49.3	47.1	47.7	47.4
Yes	25.3	24.0	26.8	22.3	24.5
Refused	0.2	0.2		0.4	0.2
Don't know	30.3	26.5	26.2	29.6	27.9

Q78E. When the government of Japan gives loans or development assistance to Mozambique, do you think they put more requirements or fewer requirements on our government compared to other donor countries, or haven't you heard enough to say?

	Urban	Rural	Men	Women	Total
Far fewer requirements	2.8	4.1	4.6	2.6	3.6
Somewhat fewer requirements	5.1	7.2	7.4	5.5	6.4
About the same number of requirements	4.9	3.5	4.3	3.8	4.0
Somewhat more requirements	4.7	5.2	4.0	6.0	5.0
Many more requirements	3.0	2.3	3.3	1.8	2.6
Not applicable	74.7	76.0	73.2	77.7	75.5
Don't know	4.8	1.8	3.2	2.7	3.0



Democracy and politics

See related questions under “Institutions and leaders.”

Q22A. There are many ways to govern a country. Would you disapprove or approve of the following alternatives: Only one political party is allowed to stand for election and hold office?

	Urban	Rural	Men	Women	Total
Strongly disapprove	28.8	21.7	25.0	23.8	24.4
Disapprove	35.0	42.9	39.5	40.3	39.9
Neither approve nor disapprove	6.4	4.2	5.1	5.0	5.0
Approve	16.2	18.9	17.1	18.7	17.9
Strongly approve	10.3	8.4	10.9	7.3	9.1
Refused		0.2		0.2	0.1
Don't know	3.2	3.8	2.4	4.7	3.6

Q22B. There are many ways to govern a country. Would you disapprove or approve of the following alternatives: The army comes in to govern the country?

	Urban	Rural	Men	Women	Total
Strongly disapprove	32.8	23.7	28.0	26.2	27.1
Disapprove	34.4	33.9	31.4	36.8	34.1
Neither approve nor disapprove	10.4	12.6	13.7	9.8	11.8
Approve	11.6	17.9	15.5	15.5	15.5
Strongly approve	7.3	7.9	7.5	7.9	7.7
Don't know	3.6	4.1	3.9	3.9	3.9

Q22C. There are many ways to govern a country. Would you disapprove or approve of the following alternatives: Elections and Parliament are abolished so that the [president] can decide everything?

	Urban	Rural	Men	Women	Total
Strongly disapprove	22.2	16.7	19.6	17.9	18.8
Disapprove	29.6	31.9	31.9	30.1	31.0
Neither approve nor disapprove	11.4	9.9	10.3	10.7	10.5
Approve	21.1	23.6	20.6	24.8	22.7
Strongly approve	11.7	9.8	12.7	8.4	10.5
Refused		0.1	0.1		0.1
Don't know	4.0	8.0	4.8	8.2	6.5

Q23. Which of these three statements is closest to your own opinion?

Statement 1: Democracy is preferable to any other kind of government.

Statement 2: In some circumstances, a non-democratic government can be preferable.

Statement 3: For someone like me, it doesn't matter what kind of government we have.

	Urban	Rural	Men	Women	Total
STATEMENT 3: For someone like me, it doesn't matter what kind of government we have.	23.7	13.7	17.8	17.2	17.5
STATEMENT 2: In some circumstances, a non-democratic government can be preferable.	25.5	31.9	28.1	30.9	29.5
STATEMENT 1: Democracy is preferable to any other kind of government.	46.8	49.8	50.6	46.8	48.7
Refused		0.3	0.1	0.3	0.2
Don't know	4.0	4.2	3.4	4.8	4.1

Q18. Which of the following statements is closest to your view?

Statement 1: It is more important to have a government that can get things done, even if we have no influence over what it does.

Statement 2: It is more important for citizens to be able to hold government accountable, even if that means it makes decisions more slowly.

	Urban	Rural	Men	Women	Total
Agree very strongly with 1	17.0	17.4	19.5	15.0	17.2
Agree with 1	28.9	24.5	27.3	25.0	26.2
Agree with 2	27.2	23.7	23.8	26.3	25.0
Agree very strongly with 2	19.1	27.9	22.4	26.8	24.6
Agree with neither	5.1	4.0	4.8	4.0	4.4
Refused		0.2	0.1	0.2	0.1
Don't know	2.7	2.3	2.1	2.8	2.4

Q27A. Which of the following statements is closest to your view?

Statement 1: Members of Parliament represent the people; therefore they should make laws for this country, even if the [president] does not agree.

Statement 2: Since the president represents all of us, he should pass laws without worrying about what Parliament thinks.

	Urban	Rural	Men	Women	Total
Agree very strongly with 1	22.5	22.3	24.3	20.4	22.4
Agree with 1	23.4	30.8	27.5	28.5	28.0
Agree with 2	26.1	21.2	20.2	26.0	23.1
Agree very strongly with 2	16.7	18.9	19.6	16.5	18.0
Agree with neither	7.3	2.3	4.9	3.4	4.2
Refused	0.2	0.2		0.3	0.2
Don't know	3.8	4.4	3.4	4.9	4.1

Q27B. Which of the following statements is closest to your view?

Statement 1: Parliament should ensure that the [president] explains to it on a regular basis how [his] government spends taxpayers' money.

Statement 2: The president should be able to devote his full attention to developing the country rather than wasting time justifying [his] actions.

	Urban	Rural	Men	Women	Total
Agree very strongly with 1	23.5	24.2	26.0	21.9	24.0
Agree with 1	19.9	20.4	23.0	17.5	20.2
Agree with 2	27.3	22.5	23.1	25.5	24.3
Agree very strongly with 2	21.9	26.0	22.8	26.2	24.5
Agree with neither	3.0	1.9	1.4	3.3	2.4
Refused	0.3	0.2	0.1	0.4	0.2
Don't know	4.0	4.7	3.7	5.1	4.4

Q48A. Who should be responsible for: Making sure that, once elected, members of Parliament do their jobs?

	Urban	Rural	Men	Women	Total
The President/Executive	27.4	21.0	23.2	23.7	23.4
The Parliament/local government council	11.4	12.9	13.9	10.8	12.4
Their political party	18.2	22.4	20.1	21.5	20.8
The voters	34.1	27.3	30.5	29.3	29.9
No one	2.2	2.1	2.7	1.5	2.1
Refused	1.1	0.9	1.0	0.9	1.0
Don't know	5.5	13.4	8.4	12.4	10.4

Q48B. Who should be responsible for: Making sure that, once elected, the president does his or her job?

	Urban	Rural	Men	Women	Total
The President/Executive	16.6	19.2	17.5	19.0	18.2
The Parliament/local government council	16.0	15.1	14.5	16.4	15.5
Their political party	14.9	21.6	18.5	19.6	19.1
The voters	46.3	31.4	39.4	34.8	37.1
No one	2.1	3.2	3.3	2.2	2.8
Refused	0.4	0.7	0.5	0.7	0.6
Don't know	3.6	8.8	6.4	7.3	6.8

Q27C. Which of the following statements is closest to your view?

Statement 1: After losing an election, opposition parties should monitor and criticize the government in order to hold it accountable.

Statement 2: Once an election is over, opposition parties and politicians should accept defeat and cooperate with government to help it develop the country.

	Urban	Rural	Men	Women	Total
Agree very strongly with 1	8.0	10.9	9.9	9.8	9.8
Agree with 1	7.0	12.9	8.4	13.0	10.7
Agree with 2	41.9	32.4	38.0	33.9	36.0
Agree very strongly with 2	37.3	40.3	39.8	38.5	39.2
Agree with neither	2.7	1.5	2.2	1.6	1.9
Refused		0.3		0.4	0.2
Don't know	3.1	1.7	1.7	2.8	2.2

Q29A. Which of the following statements is closest to your view?

Statement 1: The Constitution should limit the president to serving a maximum of two terms in office.

Statement 2: There should be no constitutional limit on how long the president can serve.

	Urban	Rural	Men	Women	Total
Agree very strongly with 1	37.2	31.6	34.7	32.8	33.8
Agree with 1	24.8	20.3	19.9	24.1	22.0
Agree with 2	12.0	19.7	18.4	15.1	16.8
Agree very strongly with 2	12.4	18.5	17.1	15.1	16.1
Agree with neither	8.7	3.1	4.9	5.6	5.3
Refused	0.4		0.3		0.1
Don't know	4.6	6.8	4.8	7.2	6.0

Q29B. Which of the following statements is closest to your view?

Statement 1: Mozambique's armed forces should never intervene in the country's political process.

Statement 2: It is legitimate for the armed forces to take control of government when elected leaders abuse power for their own ends.

	Urban	Rural	Men	Women	Total
Agree very strongly with 1	13.8	17.7	16.0	16.5	16.2
Agree with 1	15.9	19.1	16.3	19.5	17.9
Agree with 2	28.8	28.9	29.4	28.4	28.9
Agree very strongly with 2	27.8	25.1	28.7	23.5	26.1
Agree with neither	8.6	2.8	4.4	5.7	5.0
Refused	0.2			0.2	0.1
Don't know	4.8	6.3	5.3	6.2	5.8

Q30. In your opinion, how much of a democracy is Mozambique today?

	Urban	Rural	Men	Women	Total
Not a democracy	13.1	9.0	11.9	9.2	10.5
A democracy, with major problems	34.6	27.7	31.0	29.5	30.3
A democracy, but with minor problems	32.1	34.3	33.9	33.0	33.5
A full democracy	14.2	19.3	16.7	18.1	17.4
Do not understand question/do not understand what 'democracy' is	1.9	3.8	3.0	3.1	3.0
Don't know	4.2	4.8	3.5	5.6	4.6
Refused		1.2		1.5	0.7

Q31. Overall, how satisfied are you with the way democracy works in Mozambique?

	Urban	Rural	Men	Women	Total
The country is not a democracy	2.9	1.4	3.2	0.7	2.0
Not at all satisfied	13.2	13.1	13.6	12.6	13.1
Not very satisfied	37.6	33.4	34.8	35.1	35.0
Fairly satisfied	26.7	27.1	27.8	26.1	26.9
Very satisfied	14.4	15.5	15.3	14.9	15.1
Refused	0.9			0.7	0.3
Don't know	4.5	9.5	5.2	9.9	7.6

Q32A. Do you think that this country is more democratic, less democratic or about the same than it was five years ago?

	Urban	Rural	Men	Women	Total
Much less democratic	19.6	16.7	19.6	16.0	17.8
Somewhat less democratic	14.4	10.3	11.6	12.1	11.9
About the same	45.7	45.7	44.5	46.9	45.7
Somewhat more democratic	6.7	11.2	10.3	8.7	9.5
Much more democratic	7.6	8.3	8.2	7.8	8.0
Refused	0.5	1.4	1.5	0.6	1.0
Don't know	5.5	6.4	4.3	7.9	6.1

Q32B. Do you think that in five years' time this country will be more democratic than it is now, less democratic, or about the same?

	Urban	Rural	Men	Women	Total
Much less democratic	10.4	10.2	11.6	9.0	10.3
Somewhat less democratic	7.3	7.9	7.2	8.2	7.7
About the same	43.9	43.9	43.8	44.0	43.9
Somewhat more democratic	9.9	10.6	11.2	9.6	10.4
Much more democratic	16.0	14.7	16.1	14.3	15.2
Refused	1.0	0.1	0.3	0.5	0.4
Don't know	11.5	12.5	9.8	14.5	12.1

Responsive and transparent government

Q19A. Which of the following statements is closest to your view?

Statement 1: The government is like the people's boss. People should respect the government and do what it directs.

Statement 2: The government is like the people's employee. It should respect citizens and do what they request.

	Urban	Rural	Men	Women	Total
Agree very strongly with 1	9.4	14.7	15.4	9.9	12.7
Agree with 1	11.1	13.2	10.9	13.9	12.4
Agree with 2	35.3	30.9	32.0	33.1	32.6
Agree very strongly with 2	39.9	39.9	39.0	40.8	39.9
Agree with neither	2.2	0.6	0.9	1.4	1.2
Don't know	2.1	0.8	1.7	0.8	1.3

Q19B. Which of the following statements is closest to your view?

Statement 1: Our elected officials should listen to constituents' views and do what they demand.

Statement 2: Our elected leaders should follow their own ideas in deciding what is best for the country.

	Urban	Rural	Men	Women	Total
Agree very strongly with 1	31.3	31.3	31.7	30.9	31.3
Agree with 1	30.3	27.7	27.9	29.5	28.7
Agree with 2	18.0	17.8	18.7	17.0	17.9
Agree very strongly with 2	14.2	19.5	17.0	18.0	17.5
Agree with neither	2.8	1.9	2.5	1.9	2.2
Don't know	3.3	1.8	2.1	2.7	2.4

Q75. For each of the following statements, please tell me whether you disagree or agree: Information held by public authorities is only for use by government officials; it should not have to be shared with the public?

	Urban	Rural	Men	Women	Total
Strongly disagree	15.7	11.5	16.2	9.9	13.1
Disagree	25.1	30.4	25.6	31.1	28.4
Neither agree nor disagree	8.7	5.3	5.0	8.2	6.6
Agree	38.6	39.1	40.3	37.5	38.9
Strongly agree	9.3	9.1	9.8	8.5	9.2
Don't know	2.5	4.7	2.9	4.8	3.9

Q76A. I would like to ask you about what kinds of information should be shared with the public and which should not. For each of the following, please tell me whether ordinary citizens and news media should have the right to obtain this information from government, or whether government should be allowed to keep the information away from the public: Budgets and expenditures for the municipal assembly?

	Urban	Rural	Men	Women	Total
No, government use only	43.2	40.1	42.8	39.7	41.3
Yes, available to the public	50.7	50.5	49.5	51.7	50.6
Refused	0.2	0.2	0.2	0.3	0.2
Don't know	5.9	9.2	7.5	8.3	7.9

Q76B. For each of the following, please tell me whether ordinary citizens and news media should have the right to obtain this information from government, or whether government should be allowed to keep the information away from the public: All bids and contracts with businesses that have competed for government-funded projects or purchases?

	Urban	Rural	Men	Women	Total
No, government use only	24.0	27.0	24.4	27.2	25.8
Yes, available to the public	71.3	65.1	68.1	66.7	67.4
Don't know	4.8	8.0	7.4	6.1	6.8

Q76C. For each of the following, please tell me whether ordinary citizens and news media should have the right to obtain this information from government, or whether government should be allowed to keep the information away from the public: Salary information for teachers and local government officials?

	Urban	Rural	Men	Women	Total
No, government use only	45.4	40.4	41.1	43.4	42.3
Yes, available to the public	49.4	53.1	52.8	50.6	51.7
Refused	0.3	0.2		0.5	0.2
Don't know	4.9	6.3	6.1	5.5	5.8

A35A. How likely is it that you could get the following information from government or other public institutions, or haven't you heard enough to say: If you contacted the local school to find out what the school's budget is and how the funds have been used?

	Urban	Rural	Men	Women	Total
Not at all likely	36.1	29.1	33.0	30.5	31.8
Not very likely	25.3	27.7	24.5	29.2	26.8
Somewhat likely	23.0	22.0	23.8	21.0	22.4
Very likely	11.1	15.5	14.9	12.7	13.8
Refused		0.2		0.3	0.1
Don't know/Haven't heard	4.4	5.5	3.8	6.4	5.1

Q35B. How likely is it that you could get the following information from government or other public institutions, or haven't you heard enough to say: If you contacted your local government office to find out about the local development plan and budget?

	Urban	Rural	Men	Women	Total
Not at all likely	39.3	33.6	36.4	35.2	35.8
Not very likely	24.3	26.2	24.6	26.4	25.5
Somewhat likely	19.1	19.0	19.6	18.5	19.0
Very likely	12.5	14.6	16.5	11.1	13.8
Don't know/Haven't heard	4.7	6.6	3.0	8.8	5.9

Q35C. How likely is it that you could get the following information from government or other public institutions, or haven't you heard enough to say: If you contacted your local government office to request to see a contract for a government-funded project or purchase?

	Urban	Rural	Men	Women	Total
Not at all likely	42.2	32.1	36.0	35.9	36.0
Not very likely	24.8	26.6	23.4	28.5	25.9
Somewhat likely	18.5	18.8	22.1	15.4	18.7
Very likely	10.2	14.7	15.0	10.8	13.0
Refused	0.1		0.1		0.0
Don't know/Haven't heard	4.2	7.7	3.5	9.4	6.4

Q34A. How much of the time do you think the following try their best to listen to what ordinary people have to say: Members of Parliament?

	Urban	Rural	Men	Women	Total
Never	42.1	37.7	39.4	39.3	39.4
Only sometimes	30.6	32.8	32.7	31.2	31.9
Often	12.7	10.2	10.6	11.7	11.1
Always	6.6	10.6	10.2	8.0	9.1
Refused		0.3		0.3	0.2
Don't know	8.1	8.5	7.2	9.5	8.3

Q34B. How much of the time do you think the following try their best to listen to what ordinary people have to say: Members of Municipal Assembly?

	Urban	Rural	Men	Women	Total
Never	36.8	35.2	37.8	33.7	35.8
Only sometimes	32.2	27.8	27.0	31.9	29.4
Often	11.9	17.4	17.0	13.6	15.3
Always	10.2	10.8	11.8	9.3	10.6
Refused		0.3		0.3	0.2
Don't know	9.0	8.5	6.3	11.1	8.7

Q11A. In your opinion, how likely is it that you could get together with others and make your elected Member of Municipal Assembly listen to your concerns about a matter of importance to the community?

	Urban	Rural	Men	Women	Total
Not at all likely	23.3	16.6	18.3	19.9	19.1
Not very likely	26.0	32.1	29.1	30.5	29.8
Somewhat likely	28.4	30.2	29.1	30.0	29.5
Very likely	19.3	14.6	19.9	12.8	16.4
Don't know	3.0	6.6	3.6	6.8	5.2

Q36A. How likely is it that you could get someone to take action: If you went to a local leader or a local government office to request assistance for a development project in your community, like an improved water supply or community clean-up activity?

	Urban	Rural	Men	Women	Total
Not at all likely	29.6	23.0	24.9	26.1	25.5
Not very likely	24.0	27.9	25.8	27.1	26.4
Somewhat likely	27.9	27.8	27.3	28.4	27.8
Very likely	14.8	16.0	17.7	13.4	15.5
Refused	0.1	0.4	0.1	0.5	0.3
Don't know/Haven't heard	3.7	4.8	4.2	4.6	4.4

Q36B. How likely is it that you could get someone to take action: If you went to the local school to report teacher misbehavior such as absenteeism or mistreatment of students?

	Urban	Rural	Men	Women	Total
Not at all likely	21.4	22.6	18.6	25.9	22.2
Not very likely	18.9	22.5	22.7	19.5	21.1
Somewhat likely	28.7	31.2	31.6	28.9	30.3
Very likely	28.2	19.5	24.7	21.0	22.8
Refused	0.1	0.2	0.3		0.2
Don't know/Haven't heard	2.5	4.0	2.1	4.8	3.4

Q36C. How likely is it that you could get someone to take action: If you went to a local government office or anti-corruption authority to report corrupt behavior like misuse of funds or requests for bribes?

	Urban	Rural	Men	Women	Total
Not at all likely	29.2	27.9	24.9	31.8	28.4
Not very likely	25.5	25.4	26.7	24.1	25.4
Somewhat likely	24.1	21.5	24.4	20.6	22.5
Very likely	16.9	18.5	20.1	15.6	17.9
Refused		0.3	0.2	0.2	0.2
Don't know/Haven't heard	4.3	6.4	3.6	7.7	5.6

Freedom

See related questions under “Media.”

Q9A. In this country, how free are you to say what you think?

	Urban	Rural	Men	Women	Total
Not at all free	18.8	13.6	14.8	16.3	15.6
Not very free	22.3	28.7	23.9	28.7	26.2
Somewhat free	29.2	30.8	34.7	25.6	30.2
Completely free	25.5	24.8	23.8	26.4	25.1
Don't know	4.2	2.1	2.8	3.0	2.9

Q9B. In this country, how free are you to join any political organization you want?

	Urban	Rural	Men	Women	Total
Not at all free	15.2	12.4	12.9	14.0	13.5
Not very free	18.9	25.3	22.3	23.5	22.9
Somewhat free	26.7	34.9	31.9	31.6	31.8
Completely free	33.7	23.9	28.5	26.7	27.6
Refused	0.3		0.2		0.1
Don't know	5.1	3.6	4.1	4.2	4.1

Q9C. In this country, how free are you to choose who to vote for without feeling pressured?

	Urban	Rural	Men	Women	Total
Not at all free	10.3	9.3	10.4	8.9	9.7
Not very free	13.1	23.8	20.0	19.5	19.7
Somewhat free	19.8	25.5	22.5	24.2	23.3
Completely free	52.1	39.1	44.7	43.3	44.0
Refused		0.2	0.3		0.1
Don't know	4.7	2.1	2.1	4.1	3.1

Q33D. In your opinion, how often, in this country, do people have to be careful of what they say about politics?

	Urban	Rural	Men	Women	Total
Never	13.5	15.5	17.5	11.9	14.7
Rarely	24.1	34.0	30.1	30.3	30.2
Often	29.7	22.2	24.8	25.3	25.1
Always	28.5	22.7	23.1	26.8	24.9
Refused		0.5	0.3	0.3	0.3
Don't know	4.2	5.2	4.3	5.4	4.8

Q15. Let's talk for a moment about the kind of society you would like to have in this country. Which of the following statements is closest to your view?

Statement 1: The government should be able to ban any organization that goes against its policies.

Statement 2: We should be able to join any organization, whether or not the government approves of it.

	Urban	Rural	Men	Women	Total
Agree very strongly with 1	17.2	22.9	21.0	20.4	20.7
Agree with 1	22.0	24.1	23.5	23.1	23.3
Agree with 2	28.8	22.0	22.7	26.5	24.6
Agree very strongly with 2	23.3	25.5	25.5	23.9	24.7
Agree with neither	3.2	2.3	3.2	2.1	2.6
Don't know	5.4	3.3	4.1	4.1	4.1

Citizenship and participation

See related questions under “Elections.”

Q8. When you get together with your friends or family, how often would you say you discuss political matters?

	Urban	Rural	Men	Women	Total
Never	50.6	53.0	43.7	60.6	52.1
Occasionally	39.9	35.0	45.0	28.6	36.8
Frequently	8.7	10.6	11.0	8.7	9.9
Refused	0.3		0.2		0.1
Don't know	0.6	1.4	0.1	2.1	1.1

Q10A. Here is a list of actions that people sometimes take as citizens. For each of these, please tell me whether you, personally, have done any of these things during the past year. [If “No”:] Would you do this if you had the chance: Attended a community meeting?

	Urban	Rural	Men	Women	Total
No, would never do this	21.1	20.1	19.9	21.1	20.5
No, would do it if I had the chance	36.2	31.1	29.0	37.1	33.0
Yes, once or twice	19.9	14.9	19.4	14.1	16.8
Yes, several times	16.3	22.9	21.8	19.0	20.4
Yes, often	5.0	9.2	8.5	6.7	7.6
Refused	0.2	1.1	0.4	1.1	0.8
Don't know	1.3	0.6	0.9	0.9	0.9

Q10B. Here is a list of actions that people sometimes take as citizens. For each of these, please tell me whether you, personally, have done any of these things during the past year. [If “No”:] Would you do this if you had the chance: Got together with others to raise an issue?

	Urban	Rural	Men	Women	Total
No, would never do this	31.5	29.3	29.8	30.5	30.2
No, would do it if I had the chance	44.6	42.0	40.8	45.1	43.0
Yes, once or twice	10.5	11.2	10.9	11.0	10.9
Yes, several times	8.8	12.3	13.5	8.4	11.0
Yes, often	2.4	4.4	4.0	3.4	3.7
Refused	1.0	0.5	0.4	1.0	0.7
Don't know	1.2	0.2	0.5	0.6	0.6

Q10C. Here is a list of actions that people sometimes take as citizens. For each of these, please tell me whether you, personally, have done any of these things during the past year. [If “No”:] Would you do this if you had the chance: Participated in a demonstration or protest march?

	Urban	Rural	Men	Women	Total
No, would never do this	53.9	49.9	49.5	53.3	51.4
No, would do it if I had the chance	36.7	37.6	39.0	35.5	37.2
Yes, once or twice	4.7	5.2	4.3	5.7	5.0
Yes, several times	1.7	2.7	2.5	2.2	2.3
Yes, often		1.4	1.2	0.5	0.8
Refused	2.4	2.2	3.0	1.5	2.3
Don't know	0.6	1.1	0.4	1.3	0.9

Q11B. During the past year, how often have you contacted any of the following persons about some important problem or to give them your views: A Member of Municipal Assembly?

	Urban	Rural	Men	Women	Total
Never	78.9	69.3	70.6	75.3	72.9
Only once	11.9	16.4	16.0	13.5	14.7
A few times	6.0	8.5	7.7	7.4	7.5
Often	1.2	4.2	4.1	2.0	3.1
Don't know	2.1	1.5	1.6	1.9	1.7

Q11C. During the past year, how often have you contacted any of the following persons about some important problem or to give them your views: A member of Parliament?

	Urban	Rural	Men	Women	Total
Never	81.8	74.0	76.1	77.8	77.0
Only once	7.9	6.1	8.1	5.5	6.8
A few times	6.3	11.9	8.6	10.9	9.8
Often	1.9	6.8	5.6	4.3	5.0
Don't know	2.1	1.3	1.6	1.5	1.6

Q11D. During the past year, how often have you contacted any of the following persons about some important problem or to give them your views: A political party official?

	Urban	Rural	Men	Women	Total
Never	73.1	66.8	66.8	71.6	69.2
Only once	12.2	16.3	16.9	12.5	14.8
A few times	8.0	9.5	9.3	8.5	8.9
Often	4.3	6.5	4.9	6.4	5.7
Refused	0.2		0.1		0.1
Don't know	2.2	0.9	1.8	1.0	1.4

Q11E. During the past year, how often have you contacted any of the following persons about some important problem or to give them your views: A traditional leader?

	Urban	Rural	Men	Women	Total
Never	56.8	41.0	44.0	50.0	47.0
Only once	13.5	18.6	17.1	16.3	16.7
A few times	19.8	21.8	23.1	19.0	21.0
Often	7.2	17.6	14.2	13.1	13.7
Refused	0.4	0.2	0.3	0.2	0.3
Don't know	2.3	0.8	1.4	1.4	1.4

Q89A. Do you feel close to any particular political party?

	Urban	Rural	Men	Women	Total
No (does NOT feel close to ANY party)	50.9	43.6	45.6	47.2	46.4
Yes (feels close to a party)	38.4	46.0	44.9	41.3	43.1
Refused to answer	8.9	8.4	8.0	9.2	8.6
Does not know	1.7	2.0	1.5	2.3	1.9

Q89B: Which party is that?

	Urban	Rural	Men	Women	Total
Frelimo (Frente de Libertação de Moçambique)	27.2	36.0	33.3	32.0	32.7
Renamo (Resistência Nacional de Moçambique)	4.7	5.7	6.2	4.4	5.3
MDM (Movimento Democrático Moçambicano)	1.7	1.4	1.7	1.4	1.5
PIMO (Partido Independente Moçambicano)		0.2	0.1	0.1	0.1
Not applicable	61.6	54.0	55.1	58.7	56.9
Refused	4.3	1.9	2.7	2.9	2.8
Don't know	0.5	0.9	0.9	0.5	0.7

Rule of law

Q28. Which of the following statements is closest to your view?

Statement 1: Since the president was elected to lead the country, he should not be bound by laws or court decisions that he thinks are wrong.

Statement 2: The president must always obey the laws and the courts, even if [he] thinks they are wrong.

	Urban	Rural	Men	Women	Total
Agree very strongly with 1	12.9	15.6	15.1	14.0	14.6
Agree with 1	17.1	25.0	20.9	23.1	22.0
Agree with 2	35.4	26.6	30.9	29.0	29.9
Agree very strongly with 2	23.9	24.1	25.4	22.7	24.0
Agree with neither	5.4	4.3	4.8	4.5	4.7
Refused	0.8	0.3	0.6	0.4	0.5
Don't know	4.5	4.1	2.2	6.3	4.2

Q33B. In your opinion, how often, in this country, does the president ignore the courts and laws of this country?

	Urban	Rural	Men	Women	Total
Never	30.2	32.4	37.3	25.8	31.6
Rarely	27.5	29.5	25.4	32.2	28.8
Often	20.0	16.3	17.2	18.2	17.7
Always	11.1	10.6	12.1	9.5	10.8
Refused		0.4		0.5	0.2
Don't know	11.1	10.8	8.0	13.8	10.9

Q33C. In your opinion, how often, in this country, does the president ignore Parliament and just do what he wants?

	Urban	Rural	Men	Women	Total
Never	35.0	30.2	34.8	29.1	32.0
Rarely	28.1	27.8	27.0	28.9	27.9
Often	19.6	20.3	19.1	20.9	20.0
Always	8.2	9.0	10.3	7.1	8.7
Refused		0.4		0.5	0.3
Don't know	9.2	12.3	8.7	13.5	11.1

Q33E. In your opinion, how often, in this country, are people treated unequally under the law?

	Urban	Rural	Men	Women	Total
Never	8.7	10.2	11.0	8.2	9.6
Rarely	21.2	27.5	22.1	28.1	25.1
Often	40.7	35.6	38.8	36.2	37.5
Always	28.0	25.5	27.9	25.0	26.5
Refused	0.2			0.2	0.1
Don't know	1.2	1.2	0.2	2.3	1.2

Q33F. In your opinion, how often, in this country, do officials who commit crimes go unpunished?

	Urban	Rural	Men	Women	Total
Never	12.4	21.3	15.8	20.1	17.9
Rarely	31.1	30.9	33.1	28.8	31.0
Often	36.9	30.9	34.4	31.9	33.2
Always	17.5	14.8	15.8	15.8	15.8
Don't know	2.1	2.1	0.9	3.3	2.1

Q33G. In your opinion, how often, in this country, do ordinary people who break the law go unpunished?

	Urban	Rural	Men	Women	Total
Never	25.0	31.1	26.5	31.1	28.8
Rarely	33.3	29.4	35.2	26.5	30.9
Often	23.0	22.3	23.0	22.1	22.6
Always	16.1	15.7	14.2	17.5	15.8
Refused		0.1	0.2		0.1
Don't know	2.6	1.4	0.9	2.8	1.9

Elections

See also Q37C (trust in electoral commission) under “Institutions and leaders.”

Q24. Which of the following statements is closest to your view?

Statement 1: We should choose our leaders in this country through regular, open, and honest elections.

Statement 2: Since elections sometimes produce bad results, we should adopt other methods for choosing this country’s leaders.

	Urban	Rural	Men	Women	Total
Agree very strongly with 1	36.7	40.3	39.8	38.0	38.9
Agree with 1	25.1	23.1	24.0	23.7	23.8
Agree with 2	17.4	17.6	17.4	17.7	17.5
Agree very strongly with 2	17.1	15.9	15.9	16.8	16.3
Agree with neither	2.5	0.5	1.3	1.2	1.3
Refused		0.2	0.2		0.1
Don't know	1.2	2.5	1.3	2.7	2.0

Q25. Which of the following statements is closest to your view?

Statement 1: Political parties create division and confusion; it is therefore unnecessary to have many political parties in Mozambique.

Statement 2: Many political parties are needed to make sure that Mozambique have real choices in who governs them.

	Urban	Rural	Men	Women	Total
Agree very strongly with 1	14.7	11.6	14.6	11.0	12.8
Agree with 1	13.4	17.8	14.9	17.5	16.1
Agree with 2	35.5	32.6	32.7	34.7	33.7
Agree very strongly with 2	31.5	34.3	33.9	32.5	33.2
Agree with neither	2.9	1.0	1.7	1.7	1.7
Refused		0.2		0.2	0.1
Don't know	2.1	2.5	2.3	2.4	2.4

Q26. Which of the following statements is closest to your view?

Statement 1: In a democracy, it is better if power sometimes changes hands in elections from one political party to another.

Statement 2: In a democracy, as long as a government is elected by the people in a free and fair election, it doesn't matter if one party always wins and continuously governs the country.

	Urban	Rural	Men	Women	Total
Agree very strongly with 1	21.1	24.1	24.3	21.6	22.9
Agree with 1	19.8	20.0	19.6	20.2	19.9
Agree with 2	23.5	23.6	24.1	23.0	23.6
Agree very strongly with 2	26.5	28.0	28.0	26.9	27.5
Agree with neither	5.7	1.3	2.0	4.0	3.0
Refused		0.2		0.2	0.1
Don't know	3.4	2.9	2.0	4.1	3.1

Q33A. In your opinion, how often, in this country, does competition between political parties lead to violent conflict?

	Urban	Rural	Men	Women	Total
Never	12.2	10.9	11.8	11.0	11.4
Rarely	24.7	25.5	27.3	23.0	25.2
Often	28.7	32.3	29.0	33.0	31.0
Always	28.4	28.2	28.7	27.8	28.3
Refused		0.2		0.3	0.2
Don't know	6.1	2.8	3.2	4.9	4.1

Let's talk about the last national election held in 2019.

Q13. People are not always able to vote in elections, for example, because they weren't registered, they were unable to go, or someone prevented them from voting. How about you? In the last national election held in 2019, did you vote, or not, or were you too young to vote? Or can't you remember whether you voted?

	Urban	Rural	Men	Women	Total
I did not vote	20.4	24.4	20.4	25.4	22.9
I was too young to vote	9.6	7.4	8.5	8.0	8.2
I can't remember whether I voted	3.9	3.1	3.4	3.4	3.4
I voted in the election	65.8	63.4	67.3	61.3	64.3
Refused	0.3	1.6	0.3	1.9	1.1
Don't know		0.1	0.1		0.1

Q14A. On the whole, how would you rate the freeness and fairness of the last national election, held in 2019?

	Urban	Rural	Men	Women	Total
Not free and fair	14.7	9.4	12.6	10.3	11.4
Free and fair, with major problems	17.3	17.8	19.2	16.1	17.6
Free and fair, but with minor problems	24.6	22.2	21.9	24.3	23.1
Completely free and fair	30.7	38.2	36.0	34.7	35.4
Do not understand question	1.3	0.9	0.7	1.5	1.1
Don't know	11.2	11.2	9.6	12.8	11.2
Refused	0.2	0.3	0.1	0.3	0.2

Q14C. During the last national election campaign in 2019, how much did you personally fear becoming a victim of political intimidation or violence?

	Urban	Rural	Men	Women	Total
A lot	12.6	12.0	11.1	13.4	12.2
Somewhat	15.7	25.3	23.9	19.4	21.6
A little bit	25.1	26.6	22.4	29.8	26.1
Not at all	41.9	32.8	39.6	32.8	36.2
Don't know	4.7	3.3	3.1	4.6	3.9

Q12A. Think about how elections work in practice in this country. How well do elections ensure that representatives to Parliament reflect the views of voters?

	Urban	Rural	Men	Women	Total
Not at all well	13.1	10.9	13.1	10.4	11.8
Not very well	30.4	21.0	24.1	25.1	24.6
Fairly well	33.1	38.0	36.9	35.4	36.2
Very well	16.8	23.5	19.0	23.0	21.0
Refused		0.3	0.1	0.3	0.2
Don't know	6.5	6.1	6.8	5.8	6.3

Q12B. Think about how elections work in practice in this country. How well do elections enable voters to remove from office leaders who do not do what the people want?

	Urban	Rural	Men	Women	Total
Not at all well	19.0	20.3	21.9	17.7	19.8
Not very well	30.0	30.6	32.5	28.3	30.4
Fairly well	22.2	26.5	21.9	27.9	24.9
Very well	21.5	15.8	17.4	18.4	17.9
Refused	0.2	0.3		0.5	0.2
Don't know	7.1	6.5	6.3	7.1	6.7

14B. How likely do you think it is that powerful people can find out how you voted, even though there is supposed to be a secret ballot in this country?

	Urban	Rural	Men	Women	Total
Not at all likely	28.0	17.5	19.5	23.5	21.5
Not very likely	21.9	25.1	26.7	21.1	23.9
Somewhat likely	25.0	28.4	25.2	29.0	27.1
Very likely	15.7	22.3	21.5	18.2	19.8
Refused		0.1	0.1		0.0
Don't know	9.3	6.6	7.0	8.3	7.6

Q96. If presidential elections were held tomorrow, which candidate's party would you vote for?

	Urban	Rural	Men	Women	Total
Frelimo (Frente de Libertação de Moçambique)	42.6	55.7	49.8	51.6	50.7
Renamo (Resistência Nacional de Moçambique)	8.8	10.1	10.9	8.3	9.6
MDM (Movimento Democrático Moçambicano)	4.2	2.5	3.2	3.0	3.1
PIMO (Partido Independente Moçambicano)		0.2	0.1	0.2	0.1
Other		0.1		0.1	0.1
Would not vote	13.9	10.0	10.5	12.4	11.4
Refused to answer	21.2	13.4	17.6	15.0	16.3
Don't know	9.3	8.1	7.9	9.3	8.6

Institutions and leaders

See related questions under “Public services and government performance.”

Q37A. How much do you trust each of the following, or haven't you heard enough about them to say: The president?

	Urban	Rural	Men	Women	Total
Not at all	13.9	16.7	14.4	16.8	15.6
Just a little	29.2	29.2	32.0	26.5	29.2
Somewhat	29.3	18.9	21.1	24.6	22.8
A lot	23.6	33.1	30.3	28.7	29.5
Refused	2.1	0.9	1.1	1.6	1.3
Don't know/Haven't heard enough to say	2.0	1.2	1.2	1.9	1.5

Q37B. How much do you trust each of the following, or haven't you heard enough about them to say: Parliament?

	Urban	Rural	Men	Women	Total
Not at all	18.2	18.5	18.7	18.1	18.4
Just a little	37.0	30.3	30.3	35.4	32.9
Somewhat	23.2	23.1	24.7	21.6	23.2
A lot	15.3	20.4	21.3	15.6	18.5
Refused	2.0	1.2	0.9	2.1	1.5
Don't know/Haven't heard enough to say	4.3	6.4	4.1	7.2	5.7

Q37C. How much do you trust each of the following, or haven't you heard enough about them to say: National Electoral Commission or NEC?

	Urban	Rural	Men	Women	Total
Not at all	18.2	17.1	19.7	15.3	17.5
Just a little	31.5	27.9	27.7	30.8	29.3
Somewhat	26.4	24.0	21.2	28.6	24.9
A lot	17.2	25.2	25.9	18.4	22.2
Refused	1.7	1.5	1.3	1.9	1.6
Don't know/Haven't heard enough to say	5.0	4.3	4.2	4.9	4.6

Q37D. How much do you trust each of the following, or haven't you heard enough about them to say: Your municipal assembly?

	Urban	Rural	Men	Women	Total
Not at all	20.5	18.9	17.4	21.6	19.5
Just a little	39.4	36.4	39.6	35.5	37.5
Somewhat	22.6	24.1	23.2	23.9	23.5
A lot	10.5	15.3	14.5	12.5	13.5
Refused	1.2	1.0	0.3	1.8	1.0
Don't know/Haven't heard enough to say	5.9	4.3	5.1	4.7	4.9

Q37E. How much do you trust each of the following, or haven't you heard enough about them to say: The ruling party?

	Urban	Rural	Men	Women	Total
Not at all	18.1	13.9	15.3	15.7	15.5
Just a little	31.5	27.4	27.1	30.9	29.0
Somewhat	28.9	27.9	27.2	29.4	28.3
A lot	17.7	28.4	28.8	19.9	24.4
Refused	1.6	1.1	0.7	1.9	1.3
Don't know/Haven't heard enough to say	2.1	1.3	1.0	2.2	1.6

Q37F. How much do you trust each of the following, or haven't you heard enough about them to say: Opposition political parties?

	Urban	Rural	Men	Women	Total
Not at all	30.4	22.8	24.3	27.1	25.7
Just a little	30.1	30.1	32.2	27.9	30.1
Somewhat	22.1	25.8	22.2	26.6	24.4
A lot	13.2	18.1	18.3	14.1	16.2
Refused	1.5	1.0	0.6	1.9	1.2
Don't know/Haven't heard enough to say	2.8	2.2	2.3	2.5	2.4

Q37G. How much do you trust each of the following, or haven't you heard enough about them to say: The police?

	Urban	Rural	Men	Women	Total
Not at all	17.9	14.2	16.2	15.0	15.6
Just a little	33.4	30.2	32.6	30.2	31.4
Somewhat	24.6	26.3	21.3	30.0	25.6
A lot	22.8	28.7	29.2	23.7	26.4
Refused		0.7	0.1	0.7	0.4
Don't know/Haven't heard enough to say	1.2	0.1	0.7	0.4	0.5

Q37H. How much do you trust each of the following, or haven't you heard enough about them to say: The Mozambique Defence Force?

	Urban	Rural	Men	Women	Total
Not at all	15.2	11.4	11.9	13.9	12.9
Just a little	30.5	27.6	27.6	29.9	28.7
Somewhat	26.2	31.9	27.6	31.9	29.7
A lot	25.4	24.8	30.1	19.8	25.0
Refused		0.7	0.1	0.7	0.4
Don't know/Haven't heard enough to say	2.6	3.6	2.7	3.8	3.3

Q37I. How much do you trust each of the following, or haven't you heard enough about them to say: Courts of law?

	Urban	Rural	Men	Women	Total
Not at all	12.5	12.1	11.8	12.6	12.2
Just a little	32.0	25.8	32.7	23.5	28.1
Somewhat	25.6	28.7	22.8	32.3	27.5
A lot	27.6	29.9	31.4	26.6	29.0
Refused		0.7	0.1	0.7	0.4
Don't know/Haven't heard enough to say	2.4	2.9	1.2	4.3	2.7

Q37J. How much do you trust each of the following, or haven't you heard enough about them to say: Traditional leaders?

	Urban	Rural	Men	Women	Total
Not at all	17.9	11.4	14.2	13.6	13.9
Just a little	33.3	33.7	35.1	32.0	33.5
Somewhat	25.3	20.4	18.2	26.4	22.2
A lot	20.7	33.9	31.0	26.8	28.9
Refused	0.5		0.2	0.2	0.2
Don't know/Haven't heard enough to say	2.3	0.6	1.5	1.1	1.3

Q37K. How much do you trust each of the following, or haven't you heard enough about them to say: Religious leaders?

	Urban	Rural	Men	Women	Total
Not at all	12.8	9.1	11.7	9.4	10.5
Just a little	29.1	25.6	23.4	30.4	26.9
Somewhat	27.0	25.8	25.9	26.6	26.3
A lot	28.5	38.5	37.6	31.8	34.7
Refused	0.6		0.3	0.2	0.2
Don't know/Haven't heard enough to say	2.0	1.0	1.1	1.6	1.4

Q47A. Do you approve or disapprove of the way that the following people have performed their jobs over the past 12 months, or haven't you heard enough about them to say: President Filipe Jacinto Nyusi?

	Urban	Rural	Men	Women	Total
Strongly disapprove	10.3	8.9	10.1	8.8	9.5
Disapprove	22.7	20.8	21.3	21.8	21.5
Approve	42.5	45.0	43.7	44.3	44.0
Strongly approve	19.4	17.7	17.5	19.2	18.3
Refused	0.6	4.3	2.6	3.2	2.9
Don't know or haven't heard enough to say	4.5	3.4	4.9	2.8	3.8

Q47B. Do you approve or disapprove of the way that the following people have performed their jobs over the past 12 months, or haven't you heard enough about them to say: Your member of Parliament ?

	Urban	Rural	Men	Women	Total
Strongly disapprove	8.5	6.5	7.6	6.9	7.2
Disapprove	28.0	27.2	27.4	27.6	27.5
Approve	40.3	38.6	39.3	39.2	39.2
Strongly approve	9.6	12.3	11.9	10.7	11.3
Refused	0.5	0.6	0.4	0.7	0.6
Don't know or haven't heard enough to say	13.1	14.8	13.4	15.0	14.2

Q47C. Do you approve or disapprove of the way that the following people have performed their jobs over the past 12 months, or haven't you heard enough about them to say: Your elected member of the municipal assembly?

	Urban	Rural	Men	Women	Total
Strongly disapprove	10.7	5.4	7.6	7.2	7.4
Disapprove	31.1	26.9	29.0	28.0	28.5
Approve	34.2	41.3	37.2	40.0	38.6
Strongly approve	9.2	11.1	10.7	10.1	10.4
Refused	0.3	0.7	0.6	0.5	0.5
Don't know or haven't heard enough to say	14.6	14.6	14.9	14.2	14.6

Corruption

Also see questions in:

- “Public services and government performance” about government performance in fighting corruption (Q46J) and bribe-paying for public services (Q40-Q43)
- “Responsive and transparent government” about government action in response to reported corruption (Q36C)
- “COVID-19” about corruption in the management of pandemic-related resources (Q62)

Q38A. How many of the following people do you think are involved in corruption, or haven't you heard enough about them to say: The president and officials in his office?

	Urban	Rural	Men	Women	Total
None	11.7	13.2	10.0	15.2	12.6
Some of them	40.9	40.8	40.8	40.8	40.8
Most of them	26.1	25.8	26.0	25.8	25.9
All of them	9.6	9.5	12.5	6.5	9.5
Refused	3.2	1.5	1.6	2.7	2.1
Don't know/Haven't heard	8.4	9.4	9.0	9.0	9.0

Q38B. How many of the following people do you think are involved in corruption, or haven't you heard enough about them to say: Members of Parliament?

	Urban	Rural	Men	Women	Total
None	10.6	15.3	13.0	14.0	13.5
Some of them	41.4	36.7	38.1	38.9	38.5
Most of them	31.2	25.0	27.1	27.7	27.4
All of them	8.7	11.8	12.6	8.6	10.6
Refused	2.8	0.6	0.9	2.0	1.4
Don't know/Haven't heard	5.4	10.6	8.5	8.8	8.6

Q38C. How many of the following people do you think are involved in corruption, or haven't you heard enough about them to say: Civil servants?

	Urban	Rural	Men	Women	Total
None	7.2	10.9	8.2	10.8	9.5
Some of them	36.6	35.6	38.5	33.5	36.0
Most of them	35.6	32.0	31.6	35.2	33.4
All of them	14.7	14.6	15.1	14.2	14.7
Refused	2.7	0.6	0.8	2.0	1.4
Don't know/Haven't heard	3.2	6.3	5.8	4.3	5.1

38D. How many of the following people do you think are involved in corruption, or haven't you heard enough about them to say: Members of your municipal assembly?

	Urban	Rural	Men	Women	Total
None	9.4	13.6	9.4	14.5	12.0
Some of them	48.4	47.3	49.8	45.6	47.7
Most of them	23.7	17.8	19.7	20.3	20.0
All of them	8.9	11.0	12.0	8.4	10.2
Refused	3.3	0.3	0.9	2.0	1.4
Don't know/Haven't heard	6.3	10.1	8.2	9.1	8.7

Q38E. How many of the following people do you think are involved in corruption, or haven't you heard enough about them to say: Police?

	Urban	Rural	Men	Women	Total
None	4.7	9.5	7.4	8.0	7.7
Some of them	34.1	32.3	29.9	36.2	33.0
Most of them	41.9	35.8	41.6	34.6	38.1
All of them	16.0	17.3	17.0	16.6	16.8
Refused	1.5	0.4	0.5	1.2	0.9
Don't know/Haven't heard	1.6	4.6	3.6	3.4	3.5

Q38F. How many of the following people do you think are involved in corruption, or haven't you heard enough about them to say: Judges and magistrates?

	Urban	Rural	Men	Women	Total
None	13.5	15.5	15.5	14.0	14.7
Some of them	44.8	40.2	38.5	45.5	42.0
Most of them	21.5	22.7	23.7	20.8	22.3
All of them	10.6	8.2	11.3	6.8	9.1
Refused	2.4	0.3	0.5	1.7	1.1
Don't know/Haven't heard	7.3	13.0	10.5	11.2	10.9

Q38G. How many of the following people do you think are involved in corruption, or haven't you heard enough about them to say: Tax officials, like officials from the Mozambique Tax Revenue Authority?

	Urban	Rural	Men	Women	Total
None	8.0	10.7	7.0	12.4	9.7
Some of them	53.1	41.7	46.7	45.3	46.0
Most of them	21.1	27.2	26.2	23.6	24.9
All of them	7.3	6.3	7.8	5.6	6.7
Refused	2.1	1.7	2.1	1.7	1.9
Don't know/Haven't heard	8.3	12.4	10.3	11.5	10.9

Q38H. How many of the following people do you think are involved in corruption, or haven't you heard enough about them to say: Traditional leaders?

	Urban	Rural	Men	Women	Total
None	22.1	23.1	21.5	24.1	22.7
Some of them	44.4	38.3	37.3	44.1	40.7
Most of them	18.8	22.8	22.4	20.2	21.3
All of them	7.3	9.3	12.0	5.0	8.5
Refused	1.9	1.9	2.3	1.5	1.9
Don't know/Haven't heard	5.4	4.6	4.6	5.2	4.9

Q38I. How many of the following people do you think are involved in corruption, or haven't you heard enough about them to say: Religious leaders?

	Urban	Rural	Men	Women	Total
None	25.1	27.8	24.9	28.7	26.8
Some of them	46.4	35.4	40.2	39.0	39.6
Most of them	14.4	17.4	16.1	16.4	16.2
All of them	6.1	11.7	12.1	7.0	9.6
Refused	2.3	1.7	2.3	1.5	1.9
Don't know/Haven't heard	5.7	6.0	4.4	7.4	5.9

Q39A. In your opinion, over the past year, has the level of corruption in this country increased, decreased, or stayed the same?

	Urban	Rural	Men	Women	Total
Increased a lot	42.8	31.6	38.1	33.6	35.9
Increased somewhat	19.2	14.1	15.5	16.6	16.1
Stayed the same	26.7	31.2	29.6	29.4	29.5
Decreased somewhat	5.9	9.4	8.5	7.6	8.1
Decreased a lot	2.1	6.5	3.8	5.8	4.8
Refused	0.3	1.2	1.7		0.8
Don't know	2.9	6.1	2.8	7.0	4.9

Q39B. In this country, can ordinary people report incidents of corruption without fear, or do they risk retaliation or other negative consequences if they speak out?

	Urban	Rural	Men	Women	Total
Can report without fear	26.1	32.4	29.8	30.2	30.0
Risk retaliation or other negative consequences	68.5	61.9	64.5	64.2	64.4
Refused	0.3	0.3	0.4	0.2	0.3
Don't know	5.1	5.4	5.3	5.4	5.3

Public services and government performance

See related questions in the sections on “Respondents and their households” (about electricity at the household level), “Institutions and leaders,” and “Security, crime, and the police.”

Services and facilities in the enumeration area

The questions in this section asked Afrobarometer enumerators to record the availability or condition of selected facilities and services in or near each primary sampling unit/enumeration area (PSU/EA). Because these data are captured at the EA level, the sample size is significantly smaller, and the margins of error significantly larger, than for findings captured at the individual or household levels.

EA-SVC-A. Are the following services present in the PSU/EA: Electricity grid that most houses can access?

	Urban	Rural	Men	Women	Total
No	12.4	77.7	51.8	54.2	53.0
Yes	87.6	22.3	48.2	45.8	47.0

EA-SVC-B. Are the following services present in the PSU/EA: Piped water system that most houses can access?

	Urban	Rural	Men	Women	Total
No	39.4	89.4	69.2	71.7	70.4
Yes	59.0	8.8	29.1	26.4	27.8
Can't determine	1.6	1.8	1.7	1.8	1.8

EA-SVC-C. Are the following services present in the PSU/EA: Sewage system that most houses can access?

	Urban	Rural	Men	Women	Total
No	78.7	97.3	90.1	90.4	90.2
Yes	19.7	1.9	9.0	8.3	8.6
Can't determine	1.6	0.8	0.9	1.3	1.1

EA-SVC-D. Are the following services present in the PSU/EA: Mobile phone service?

	Urban	Rural	Men	Women	Total
No	30.4	47.5	41.6	40.3	41.0
Yes	57.6	49.9	51.6	54.1	52.8
Can't determine	12.0	2.6	6.8	5.6	6.2

EA-SVC-E. Are the following services present in the PSU/EA: Borehole or tubewell?

	Urban	Rural	Men	Women	Total
No	20.0	23.5	22.4	21.9	22.2
Yes	69.4	73.6	71.8	72.3	72.0
Can't determine	10.6	2.9	5.8	5.8	5.8

EA-FAC-A. Are the following facilities present in the PSU/EA or in easy walking distance: Post office?

	Urban	Rural	Men	Women	Total
No	83.3	98.3	91.8	93.4	92.6
Yes	14.6	1.7	7.2	6.0	6.6
Can't determine	2.1		1.0	0.6	0.8

EA-FAC-B. Are the following facilities present in the PSU/EA or in easy walking distance: School (private or public or both)?

	Urban	Rural	Men	Women	Total
No	33.2	36.7	36.5	34.3	35.4
Yes	65.0	61.4	61.7	63.8	62.8
Can't determine	1.7	1.9	1.8	1.9	1.8

EA-FAC-C. Are the following facilities present in the PSU/EA or in easy walking distance: Police station?

	Urban	Rural	Men	Women	Total
No	63.0	80.8	73.2	75.0	74.1
Yes	37.0	14.8	24.6	21.8	23.2
Can't determine		4.3	2.2	3.2	2.7

EA-FAC-D. Are the following facilities present in the PSU/EA or in easy walking distance: Health clinic (private or public or both)?

	Urban	Rural	Men	Women	Total
No	44.3	69.6	60.1	59.9	60.0
Yes	52.0	27.4	36.6	36.9	36.7
Can't determine	3.7	2.9	3.2	3.2	3.2

EA-FAC-E. Are the following facilities present in the PSU/EA or in easy walking distance: Market stalls (selling groceries and/or clothing)?

	Urban	Rural	Men	Women	Total
No	23.0	44.9	35.7	37.5	36.6
Yes	75.5	55.1	63.9	61.8	62.8
Can't determine	1.5		0.4	0.7	0.6

EA-FAC-F. Are the following facilities present in the PSU/EA or in easy walking distance: Bank, money transfer point, mobile banking services, or ATM?

	Urban	Rural	Men	Women	Total
No	51.4	94.8	77.6	79.2	78.4
Yes	48.6	2.3	20.8	18.9	19.9
Can't determine		2.9	1.7	1.9	1.8

EA-FAC-F2. Are the following facilities present in the PSU/EA or in easy walking distance: A social center, government help center, or other government office where people can request help with problems?

	Urban	Rural	Men	Women	Total
No	68.7	91.8	83.1	83.0	83.0
Yes	22.4	5.4	11.8	11.9	11.8
Can't determine	8.9	2.8	5.1	5.1	5.1

EA-FAC-G. Are the following facilities present in the PSU/EA or in easy walking distance: Is there any kind of paid transport, such as a bus, taxi, moped, or other form, available on a daily basis?

	Urban	Rural	Men	Women	Total
No	19.1	45.7	34.0	37.2	35.6
Yes	79.0	54.3	65.2	62.2	63.7
Can't determine	1.9		0.8	0.6	0.7

EA-SEC-A. In the PSU/EA, did you (or any of your colleagues) see any police officers or police vehicles?

	Urban	Rural	Men	Women	Total
No	59.7	91.4	79.1	79.6	79.4
Yes	40.3	8.6	20.9	20.4	20.6

EA-SEC-B. In the PSU/EA, did you (or any of your colleagues) see any soldiers or army vehicles?

	Urban	Rural	Men	Women	Total
No	83.6	96.8	91.8	91.8	91.8
Yes	16.4	2.2	7.5	7.7	7.6
Can't determine		1.0	0.8	0.5	0.6

EA-SEC-C. In the PSU/EA, did you (or any of your colleagues) see any roadblocks set up by police or army?

	Urban	Rural	Men	Women	Total
No	89.9	97.5	94.3	94.9	94.6
Yes	10.1	2.5	5.7	5.1	5.4

EA-SEC-D. In the PSU/EA, did you (or any of your colleagues) see any customs checkpoints?

	Urban	Rural	Men	Women	Total
No	97.8	95.7	96.1	96.9	96.5
Yes	2.2	4.3	3.9	3.1	3.5

EA-SEC-E. In the PSU/EA, did you (or any of your colleagues) see any roadblocks or booms set up by private security providers or by the local community?

	Urban	Rural	Men	Women	Total
No	91.6	96.6	94.7	94.7	94.7
Yes	8.4	2.7	5.0	4.8	4.9
Can't determine		0.7	0.4	0.5	0.4

EA-ROAD-A. Thinking of the journey here, was the road at the start point in the PSU/EA:

	Urban	Rural	Men	Women	Total
Earth	48.1	64.2	57.0	59.2	58.1
Stone	1.5	2.9	2.5	2.3	2.4
Muram	15.9	26.5	23.1	21.8	22.4
Paved/Tarred	34.5	6.4	17.4	16.8	17.1

EA-ROAD-B. Thinking of the journey here, what was the most common surface of the road over the last five kilometers before arriving at the start point of the PSU/EA?

	Urban	Rural	Men	Women	Total
Earth	24.3	48.4	39.0	39.5	39.3
Stone	2.9	2.3	2.5	2.5	2.5
Muram	11.0	25.4	19.7	20.2	20.0
Paved/Tarred	61.7	23.9	38.7	37.8	38.3

EA-ROAD-C. Thinking of the journey here, what was the condition of the road in the last 5 kilometers before reaching the start point of the PSU/EA? Was the road in excellent or good condition and easy to traverse, or was it in poor or very poor condition, that is, difficult to traverse due to potholes, waterlogging, or other issues, or was it impassable at any point (e.g. due to a collapsed bridge, fallen tree, flooding, etc.)?

	Urban	Rural	Men	Women	Total
Very poor	8.7	29.1	20.9	21.8	21.4
Poor	1.5	20.3	12.2	14.1	13.2
Fair	34.2	29.2	32.0	30.2	31.1
Good	32.5	13.5	21.0	20.4	20.7
Very good	23.1	6.7	13.3	12.5	12.9
None of above		1.2	0.6	0.9	0.7

Citizens' experiences with public services

Now I would like to talk to you about experiences that some people have in accessing certain essential government services.

Q40A. In the past 12 months, have you had contact with a public school?

	Urban	Rural	Men	Women	Total
No	68.8	75.3	75.9	69.7	72.8
Yes	30.2	24.5	23.8	29.6	26.6
Refused to answer	0.2	0.1	0.1	0.1	0.1
Don't know	0.9	0.1	0.2	0.6	0.4

Q40B. How easy or difficult was it to obtain the services you needed from teachers or school officials?

	Urban	Rural	Men	Women	Total
Very easy	3.5	6.3	5.3	5.2	5.3
Easy	16.7	12.5	11.9	16.3	14.1
Difficult	7.1	3.8	4.2	5.8	5.0
Very difficult	2.3	1.9	2.3	1.8	2.1
Not applicable	69.8	75.5	76.2	70.4	73.4
Refused	0.2			0.2	0.1
Don't know	0.3	0.1	0.1	0.2	0.2

Q40C. How often, if ever, did you have to pay a bribe, give a gift, or do a favour for a teacher or school official in order to get the services you needed from the schools?

	Urban	Rural	Men	Women	Total
Never	16.6	16.2	14.0	18.7	16.3
Once or twice	6.7	4.1	5.7	4.5	5.1
A few times	5.0	2.1	2.5	3.9	3.2
Often	1.3	1.9	1.2	2.0	1.6
Not applicable	69.8	75.5	76.2	70.4	73.4
Refused		0.1		0.1	0.1
Don't know	0.6	0.1	0.3	0.3	0.3

Q40D. In general, when dealing with teachers and school officials, how much do you feel that they treat you with respect?

	Urban	Rural	Men	Women	Total
Not at all	2.9	2.2	1.9	3.1	2.5
A little bit	10.7	7.6	8.6	8.9	8.8
Somewhat	10.6	6.1	6.3	9.4	7.8
A lot	5.6	8.0	6.6	7.7	7.1
No contact	69.8	75.5	76.2	70.4	73.4
Refused	0.2			0.2	0.1
Don't know		0.7	0.5	0.3	0.4

Q41A. In the past 12 months, have you had contact with a public clinic or hospital?

	Urban	Rural	Men	Women	Total
No	48.8	55.9	59.0	47.3	53.2
Yes	50.3	44.0	40.4	52.5	46.4
Don't know	0.9	0.1	0.6	0.2	0.4

Q41B. How easy or difficult was it to obtain the medical care you needed?

	Urban	Rural	Men	Women	Total
Easy	23.3	18.0	18.9	21.1	20.0
Difficult	13.9	11.7	9.1	16.0	12.5
Very difficult	8.4	6.0	6.6	7.2	6.9
Not applicable	49.7	56.0	59.6	47.5	53.6

Q41C. And how often, if ever, did you have to pay a bribe, give a gift, or do a favour for a health worker or clinic or hospital staff in order to get the medical care you needed?

	Urban	Rural	Men	Women	Total
Never	30.9	28.0	26.3	31.9	29.1
Once or twice	9.6	8.2	7.4	10.0	8.7
A few times	6.0	6.4	5.5	7.0	6.2
Often	3.8	1.4	1.1	3.5	2.3
Not applicable	49.7	56.0	59.6	47.5	53.6
Refused		0.1	0.1		0.0

Q41D. In general, when dealing with health workers and clinic or hospital staff, how much do you feel that they treat you with respect?

	Urban	Rural	Men	Women	Total
Not at all	10.4	5.7	5.5	9.5	7.5
A little bit	16.2	12.8	11.6	16.7	14.1
Somewhat	15.2	14.5	12.9	16.7	14.8
A lot	8.5	10.9	10.3	9.7	10.0
No contact	49.7	56.0	59.6	47.5	53.6
Don't know		0.1	0.1		0.1

Q41E. And have you encountered any of these problems with a public clinic or hospital during the past 12 months: Lack of medicines or other supplies?

	Urban	Rural	Men	Women	Total
Never	4.3	7.9	6.2	6.8	6.5
Once or twice	10.7	9.3	8.9	10.7	9.8
A few times	11.7	8.6	8.3	11.3	9.8
Often	23.5	18.2	16.8	23.7	20.2
Not applicable	49.7	56.0	59.6	47.5	53.6
Refused	0.2		0.1		0.1
Don't know		0.0	0.0		0.0

Q41F. And have you encountered any of these problems with a public clinic or hospital during the past 12 months: Absence of doctors or other medical personnel?

	Urban	Rural	Men	Women	Total
Never	7.9	14.0	11.2	12.1	11.7
Once or twice	12.4	8.9	7.8	12.7	10.2
A few times	17.3	11.1	12.0	14.9	13.4
Often	12.7	10.0	9.3	12.8	11.1
Not applicable	49.7	56.0	59.6	47.5	53.6
Don't know		0.1	0.1		0.0

Q41G. And have you encountered any of these problems with a public clinic or hospital during the past 12 months: Long waiting time?

	Urban	Rural	Men	Women	Total
Never	3.1	6.7	4.9	5.7	5.3
Once or twice	6.9	7.7	7.7	7.1	7.4
A few times	10.3	9.9	7.6	12.6	10.1
Often	29.8	19.5	20.1	26.7	23.4
Not applicable	49.7	56.0	59.6	47.5	53.6
Don't know	0.2	0.2	0.1	0.3	0.2

Q41H. And have you encountered any of these problems with a public clinic or hospital during the past 12 months: Poor condition of facilities?

	Urban	Rural	Men	Women	Total
Never	13.3	14.2	13.0	14.7	13.9
Once or twice	8.3	9.2	7.2	10.6	8.9
A few times	18.6	10.4	11.2	15.8	13.5
Often	8.5	9.1	8.5	9.3	8.9
Not applicable	49.7	56.0	59.6	47.5	53.6
Don't know	1.7	1.1	0.6	2.1	1.3

Q42A. In the past 12 months, have you tried to get an identity document like a birth certificate, driver's license, passport or voter's card, or permit from government?

	Urban	Rural	Men	Women	Total
No	71.8	80.6	76.0	78.6	77.3
Yes	27.9	19.4	23.9	21.3	22.6
Don't know	0.3		0.1	0.1	0.1

Q42B. How easy or difficult was it to obtain the document you needed?

	Urban	Rural	Men	Women	Total
Very easy	2.4	3.8	3.1	3.5	3.3
Easy	12.1	9.3	9.4	11.4	10.3
Difficult	6.9	2.7	5.7	2.8	4.3
Very difficult	6.5	3.5	5.7	3.5	4.6
Not applicable	72.1	80.6	76.1	78.7	77.4
Don't know		0.1		0.2	0.1

Q42C. How often, if ever, did you have to pay a bribe, give a gift, or do a favour for a government official in order to get the document you needed?

	Urban	Rural	Men	Women	Total
Never	16.7	9.9	11.4	13.6	12.5
Once or twice	4.1	4.1	4.7	3.4	4.1
A few times	5.5	4.8	6.5	3.7	5.1
Often	1.6	0.6	1.2	0.7	1.0
Not applicable	72.1	80.6	76.1	78.7	77.4

Q42D. In general, when dealing with government officials to obtain documents, how much do you feel that they treat you with respect?

	Urban	Rural	Men	Women	Total
Not at all	4.6	1.4	3.3	1.9	2.6
A little bit	9.9	6.5	8.5	7.0	7.8
Somewhat	8.8	6.3	7.9	6.5	7.2
A lot	4.6	5.1	4.2	5.6	4.9
No contact	72.1	80.6	76.1	78.7	77.4
Don't know		0.2		0.3	0.1

Q43A. In the past 12 months, have you requested assistance from the police?

	Urban	Rural	Men	Women	Total
No	88.2	92.0	88.8	92.3	90.5
Yes	9.7	7.8	10.0	7.0	8.5
Refused to answer	1.5		0.9	0.2	0.6
Don't know	0.6	0.2	0.3	0.5	0.4

Q43B. How easy or difficult was it to obtain the assistance you needed?

	Urban	Rural	Men	Women	Total
Very easy	1.4	1.4	1.9	0.8	1.4
Easy	3.5	3.9	2.8	4.7	3.7
Difficult	3.5	1.8	3.6	1.3	2.5
Very difficult	1.3	0.7	1.7	0.1	0.9
Not applicable	90.3	92.2	90.0	93.0	91.5

Q43C. And how often, if ever, did you have to pay a bribe, give a gift, or do a favour for a police officer in order to get the assistance you needed?

	Urban	Rural	Men	Women	Total
Never	5.4	3.3	5.3	3.0	4.1
Once or twice	2.5	3.0	2.7	3.0	2.8
A few times	1.1	1.1	1.2	0.9	1.1
Often	0.6	0.4	0.8	0.2	0.5
Not applicable	90.3	92.2	90.0	93.0	91.5
Don't know	0.1		0.1		0.0

Q43D. In the past 12 months, how often have you encountered the police in other situations, like at checkpoints, during identity checks or traffic stops, or during an investigation?

	Urban	Rural	Men	Women	Total
Never	38.2	58.0	49.1	51.9	50.5
Once or twice	20.6	18.8	18.0	21.0	19.5
A few times	20.5	15.4	17.6	17.1	17.4
Often	18.1	7.5	14.1	9.0	11.5
Refused	0.6		0.3	0.2	0.2
Don't know	1.9	0.2	0.9	0.8	0.9

Q43E. How often, if ever did you have to pay a bribe, give a gift, or do a favour for a police officer in order to avoid a problem during one of these encounters?

	Urban	Rural	Men	Women	Total
Never	38.0	17.8	24.8	26.2	25.5
Once or twice	8.2	9.1	9.6	7.8	8.7
A few times	8.7	11.5	11.6	9.3	10.4
Often	3.9	3.3	3.3	3.7	3.5
Not applicable	40.8	58.2	50.4	52.9	51.6
Refused	0.2		0.1		0.1
Don't know	0.3		0.1	0.1	0.1

Government performance

Now let's speak about the performance of the present government of this country.

Q46A. How well or badly would you say the current government is handling the following matters, or haven't you heard enough to say: Managing the economy?

	Urban	Rural	Men	Women	Total
Very badly	42.4	44.4	43.0	44.4	43.7
Fairly badly	25.5	27.9	27.8	26.2	27.0
Fairly well	21.3	16.6	17.7	19.1	18.4
Very well	5.7	7.7	7.4	6.5	6.9
Refused	0.1		0.1		0.0
Don't know/Haven't heard enough to say	4.9	3.3	4.0	3.8	3.9

Q46B. How well or badly would you say the current government is handling the following matters, or haven't you heard enough to say: Improving the living standards of the poor?

	Urban	Rural	Men	Women	Total
Very badly	44.9	46.4	46.3	45.3	45.8
Fairly badly	31.8	25.8	27.7	28.4	28.1
Fairly well	16.1	16.7	15.9	17.0	16.5
Very well	5.0	9.0	8.7	6.3	7.5
Refused		0.3	0.4		0.2
Don't know/Haven't heard enough to say	2.2	1.8	1.0	3.0	2.0

Q46C. How well or badly would you say the current government is handling the following matters, or haven't you heard enough to say: Creating jobs?

	Urban	Rural	Men	Women	Total
Very badly	56.0	53.7	55.2	53.9	54.6
Fairly badly	21.5	22.0	22.5	21.2	21.8
Fairly well	13.7	14.9	14.5	14.3	14.4
Very well	6.6	7.3	7.0	7.1	7.0
Don't know/Haven't heard enough to say	2.3	2.1	0.8	3.5	2.1

Q46D. How well or badly would you say the current government is handling the following matters, or haven't you heard enough to say: Keeping prices stable?

	Urban	Rural	Men	Women	Total
Very badly	56.2	51.2	51.4	54.7	53.1
Fairly badly	20.7	29.2	30.1	21.8	26.0
Fairly well	17.2	14.4	12.7	18.3	15.5
Very well	3.9	4.2	4.6	3.5	4.1
Don't know/Haven't heard enough to say	2.0	1.0	1.1	1.7	1.4

Q46E. How well or badly would you say the current government is handling the following matters, or haven't you heard enough to say: Narrowing gaps between rich and poor?

	Urban	Rural	Men	Women	Total
Very badly	46.4	47.8	50.2	44.4	47.3
Fairly badly	32.6	25.9	27.7	29.2	28.4
Fairly well	13.6	15.7	13.1	16.7	14.9
Very well	4.1	7.3	5.7	6.5	6.1
Don't know/Haven't heard enough to say	3.3	3.3	3.4	3.2	3.3

Q46F. How well or badly would you say the current government is handling the following matters, or haven't you heard enough to say: Reducing crime?

	Urban	Rural	Men	Women	Total
Very badly	41.8	43.4	46.9	38.7	42.8
Fairly badly	20.5	21.4	16.6	25.6	21.1
Fairly well	26.5	18.4	21.2	21.7	21.5
Very well	9.4	14.6	14.1	11.2	12.6
Refused	0.1	0.2	0.1	0.3	0.2
Don't know/Haven't heard enough to say	1.7	2.0	1.2	2.6	1.9

Q46G. How well or badly would you say the current government is handling the following matters, or haven't you heard enough to say: Improving basic health services?

	Urban	Rural	Men	Women	Total
Very badly	25.9	27.3	27.1	26.5	26.8
Fairly badly	24.4	26.8	26.5	25.2	25.9
Fairly well	34.6	34.4	32.2	36.7	34.4
Very well	13.6	11.2	13.7	10.4	12.1
Don't know/Haven't heard enough to say	1.5	0.4	0.5	1.1	0.8

Q46H. How well or badly would you say the current government is handling the following matters, or haven't you heard enough to say: Addressing educational needs?

	Urban	Rural	Men	Women	Total
Very badly	18.8	24.1	22.9	21.3	22.1
Fairly badly	17.4	20.6	19.6	19.2	19.4
Fairly well	40.7	39.2	38.5	41.0	39.7
Very well	20.6	15.3	17.9	16.7	17.3
Don't know/Haven't heard enough to say	2.5	0.8	1.2	1.7	1.4

Q46I. How well or badly would you say the current government is handling the following matters, or haven't you heard enough to say: Providing water and sanitation services?

	Urban	Rural	Men	Women	Total
Very badly	27.4	47.0	41.8	37.3	39.6
Fairly badly	26.4	22.4	23.5	24.3	23.9
Fairly well	28.1	19.4	21.6	23.9	22.7
Very well	15.7	10.3	11.8	12.9	12.3
Refused	0.1	0.1		0.2	0.1
Don't know/Haven't heard enough to say	2.3	0.8	1.4	1.4	1.4

Q46J. How well or badly would you say the current government is handling the following matters, or haven't you heard enough to say: Fighting corruption in government?

	Urban	Rural	Men	Women	Total
Very badly	49.1	46.1	50.9	43.5	47.2
Fairly badly	23.7	27.3	22.5	29.4	25.9
Fairly well	16.9	18.1	17.6	17.6	17.6
Very well	8.8	6.0	7.8	6.3	7.1
Don't know/Haven't heard enough to say	1.6	2.5	1.1	3.2	2.1

Q46K. How well or badly would you say the current government is handling the following matters, or haven't you heard enough to say: Maintaining roads and bridges?

	Urban	Rural	Men	Women	Total
Very badly	30.8	41.0	37.0	37.3	37.1
Fairly badly	20.7	23.7	23.0	22.1	22.6
Fairly well	33.2	23.7	25.7	28.9	27.3
Very well	12.9	10.2	13.7	8.7	11.2
Don't know/Haven't heard enough to say	2.4	1.4	0.6	3.0	1.8

Q46L. How well or badly would you say the current government is handling the following matters, or haven't you heard enough to say: Providing a reliable supply of electricity?

	Urban	Rural	Men	Women	Total
Very badly	13.3	46.3	33.1	34.5	33.8
Fairly badly	16.1	20.9	15.9	22.3	19.1
Fairly well	34.8	18.3	26.3	22.8	24.5
Very well	33.8	13.9	24.1	18.7	21.4
Don't know/Haven't heard enough to say	2.0	0.6	0.7	1.6	1.1

Q46M. How well or badly would you say the current government is handling the following matters, or haven't you heard enough to say: Preventing or resolving violent conflict?

	Urban	Rural	Men	Women	Total
Very badly	31.3	29.2	27.0	33.1	30.0
Fairly badly	29.8	34.6	35.1	30.4	32.8
Fairly well	26.6	24.3	25.0	25.3	25.2
Very well	5.9	7.4	7.5	6.2	6.9
Refused	0.2	0.2	0.3	0.2	0.2
Don't know/Haven't heard enough to say	6.1	4.2	5.0	4.8	4.9

Q46N. How well or badly would you say the current government is handling the following matters, or haven't you heard enough to say: Promoting equal rights and opportunities for women?

	Urban	Rural	Men	Women	Total
Very badly	44.5	41.4	43.3	41.8	42.6
Fairly badly	21.4	27.0	20.9	28.9	24.9
Fairly well	22.5	22.3	25.6	19.1	22.3
Very well	9.4	7.4	7.7	8.6	8.2
Don't know/Haven't heard enough to say	2.2	1.9	2.5	1.5	2.0

Q46O. How well or badly would you say the current government is handling the following matters, or haven't you heard enough to say: Protecting and promoting the well-being of vulnerable children?

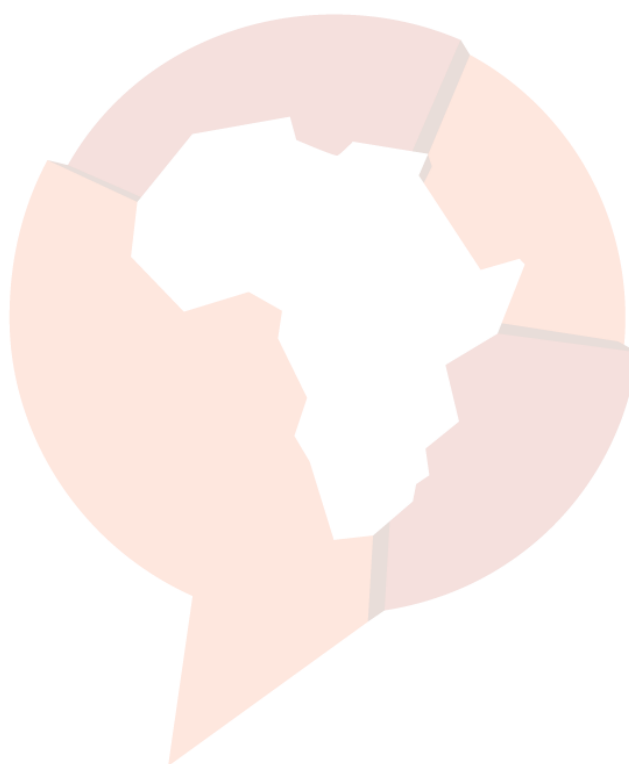
	Urban	Rural	Men	Women	Total
Very badly	32.5	35.8	36.1	33.0	34.5
Fairly badly	25.5	24.9	21.9	28.4	25.1
Fairly well	22.3	23.7	24.3	22.1	23.2
Very well	11.2	9.4	11.2	8.9	10.1
Refused	0.2		0.1		0.1
Don't know/Haven't heard enough to say	8.3	6.2	6.5	7.6	7.0

Q46P. How well or badly would you say the current government is handling the following matters, or haven't you heard enough to say: Addressing the problem of climate change?

	Urban	Rural	Men	Women	Total
Very badly	19.8	24.3	23.6	21.7	22.6
Fairly badly	26.1	30.1	26.7	30.5	28.6
Fairly well	24.8	21.9	24.3	21.7	23.0
Very well	10.5	9.8	11.7	8.4	10.1
Don't know/Haven't heard enough to say	18.8	13.8	13.7	17.7	15.7

Q46Q. How well or badly would you say the current government is handling the following matters, or haven't you heard enough to say: Reducing pollution and protecting the environment?

	Urban	Rural	Men	Women	Total
Very badly	22.4	24.0	24.9	21.9	23.4
Fairly badly	21.3	25.9	26.9	21.3	24.2
Fairly well	28.7	26.2	25.3	29.0	27.2
Very well	14.2	10.5	12.7	11.1	11.9
Don't know/Haven't heard enough to say	13.4	13.4	10.1	16.7	13.4



Gender equality and gender-based violence

Also see Q46N (on government performance on promoting equal rights and opportunities for women) in the “Public services and government performance” section.

Note that in addition to gender-specific questions in this section, responses to all questions in the survey are disaggregated by gender as well as urban-rural residence. To analyze our data by these and other demographic variables, visit our free online data analysis facility at <http://afrobarometer.org/online-data-analysis/analyse-online>.

Q20. Which of the following statements is closest to your view?

Statement 1: Men make better political leaders than women, and should be elected rather than women.

Statement 2: Women should have the same chance of being elected to political office as men.

	Urban	Rural	Men	Women	Total
Agree very strongly with 1	10.0	16.0	15.5	12.0	13.7
Agree with 1	9.3	16.0	16.3	10.5	13.4
Agree with 2	31.1	28.5	30.6	28.4	29.5
Agree very strongly with 2	45.8	36.5	34.4	45.8	40.0
Agree with neither	1.3	0.5	0.7	0.9	0.8
Refused		0.1	0.2		0.1
Don't know	2.6	2.3	2.3	2.5	2.4

Q21A. For each of the following statements, please tell me whether you disagree or agree: When jobs are scarce, men should have more rights to a job than women?

	Urban	Rural	Men	Women	Total
Strongly disagree	26.7	21.3	17.7	29.1	23.4
Disagree	29.1	31.3	28.8	32.1	30.5
Neither agree nor disagree	7.9	2.6	4.7	4.4	4.6
Agree	22.5	27.3	29.3	21.6	25.5
Strongly agree	12.8	15.7	18.8	10.4	14.6
Refused		0.3	0.3		0.2
Don't know	1.0	1.5	0.3	2.4	1.3

Q21B. For each of the following statements, please tell me whether you disagree or agree: Women should have the same rights as men to own and inherit land?

	Urban	Rural	Men	Women	Total
Strongly disagree	4.0	5.8	6.0	4.2	5.1
Disagree	6.2	12.7	11.4	9.0	10.2
Neither agree nor disagree	4.9	3.8	5.5	2.9	4.2
Agree	37.9	35.2	38.2	34.2	36.2
Strongly agree	46.0	41.1	38.5	47.5	43.0
Refused	0.3			0.2	0.1
Don't know	0.8	1.4	0.4	2.0	1.2

Now I would like to discuss with you the status of men, women, and children in your community.

Q49A. For each of the following statements, please tell me whether you disagree or agree: In our country today, women and men have equal opportunities to get a job that pays a wage or salary?

	Urban	Rural	Men	Women	Total
Strongly disagree	7.2	8.3	8.7	7.1	7.9
Disagree	17.9	22.3	20.8	20.5	20.6
Neither agree nor disagree	7.5	6.9	5.5	8.8	7.1
Agree	39.8	41.1	41.5	39.6	40.6
Strongly agree	25.5	20.3	21.9	22.7	22.3
Don't know	2.1	1.1	1.7	1.3	1.5

Q49B. For each of the following statements, please tell me whether you disagree or agree: In our country today, women and men have equal opportunities to own and inherit land?

	Urban	Rural	Men	Women	Total
Strongly disagree	5.9	7.2	6.4	7.0	6.7
Disagree	9.7	9.9	8.5	11.2	9.9
Neither agree nor disagree	9.1	6.3	7.8	6.9	7.4
Agree	39.7	43.8	45.1	39.4	42.3
Strongly agree	34.3	31.7	31.2	34.3	32.7
Don't know	1.3	0.9	0.9	1.3	1.1

Q50A. If a woman in your community runs for elected office, how likely or unlikely is it that the following things might occur: She and her family will gain standing in the community?

	Urban	Rural	Men	Women	Total
Very unlikely	11.9	8.4	8.7	10.7	9.7
Somewhat unlikely	16.0	23.5	20.3	21.1	20.7
Somewhat likely	27.3	22.0	21.1	27.0	24.0
Very likely	41.6	42.4	46.3	37.9	42.1
Refused		0.2	0.3		0.1
Don't know	3.1	3.5	3.4	3.3	3.4

Q50B. If a woman in your community runs for elected office, how likely or unlikely is it that the following things might occur: She will be criticized, called names, or harassed by others in the community?

	Urban	Rural	Men	Women	Total
Very unlikely	12.3	16.2	15.2	14.2	14.7
Somewhat unlikely	26.6	24.1	24.3	25.8	25.0
Somewhat likely	35.1	32.2	32.0	34.6	33.3
Very likely	23.4	23.8	25.4	21.9	23.6
Refused		0.1	0.1		0.1
Don't know	2.6	3.7	3.0	3.6	3.3

Q50C. If a woman in your community runs for elected office, how likely or unlikely is it that the following things might occur: She will face problems with her family?

	Urban	Rural	Men	Women	Total
Very unlikely	14.4	22.7	18.2	20.9	19.5
Somewhat unlikely	22.9	26.3	24.0	26.0	25.0
Somewhat likely	29.0	23.0	23.0	27.6	25.3
Very likely	27.8	24.4	29.0	22.4	25.7
Refused	0.1	0.1	0.1	0.1	0.1
Don't know	5.8	3.5	5.7	3.0	4.4

Q51A. In your opinion, should government and elected officials be doing more than they are doing now to advance the rights and equality of women, or should they be doing less, or are they doing about the right amount?

	Urban	Rural	Men	Women	Total
Much less	5.7	8.2	7.1	7.4	7.2
Somewhat less	13.0	18.6	15.6	17.4	16.5
About the right amount	27.2	34.7	33.8	29.9	31.9
Somewhat more	24.6	15.2	16.7	20.9	18.8
Much more	25.6	20.8	23.6	21.7	22.6
Refused		0.3		0.3	0.2
Don't know	3.9	2.2	3.2	2.5	2.9

Q51B. In your opinion, which of the following issues related to women's rights and equality do you think is the most important for our government and society to address?

	Urban	Rural	Men	Women	Total
None of these/There are no issues for government to address	1.9	4.2	4.7	2.0	3.3
Unequal access to education	10.5	15.5	16.8	10.3	13.6
Unequal opportunities or pay in the workplace	21.3	16.3	18.0	18.5	18.2
Too few women in influential positions in government	20.7	21.0	17.4	24.5	20.9
Unequal rights of property ownership and inheritance	12.2	15.0	13.5	14.4	13.9
Gender-based violence	25.6	20.7	20.1	25.0	22.6
Some other issue	2.7	2.6	3.4	1.9	2.6
Refused		0.5	0.4	0.2	0.3
Don't know	5.0	4.2	5.7	3.2	4.5

Q52B. For each of the following actions, please tell me whether you think it can always be justified, sometimes be justified, or never be justified: For a man to use physical discipline on his wife if she has done something he doesn't like or thinks is wrong?

	Urban	Rural	Men	Women	Total
Always justified	15.0	18.8	19.3	15.3	17.3
Sometimes justified	19.2	31.2	29.5	23.8	26.7
Never justified	65.1	48.3	49.4	60.0	54.7
Refused		0.2	0.2		0.1
Don't know	0.6	1.5	1.5	0.9	1.2

Q53A. In this area, how common do you think it is for men to use violence against women and girls in the home or in the community?

	Urban	Rural	Men	Women	Total
Very common	17.7	19.0	16.8	20.3	18.5
Somewhat common	25.7	37.0	32.5	32.9	32.7
Not very common	26.3	22.8	25.8	22.4	24.1
Not at all common	27.0	18.6	22.5	21.0	21.8
Refuse to answer	0.3	0.3	0.2	0.3	0.3
Don't know	2.9	2.4	2.1	3.1	2.6

Q53B. If a woman in your community goes to the police to report being a victim of gender-based violence, for example, to report a rape or report being physically abused by her husband, how likely or unlikely is it that the following things might occur: Her case will be taken seriously by the police?

	Urban	Rural	Men	Women	Total
Very unlikely	10.5	13.3	10.9	13.6	12.2
Somewhat unlikely	11.3	21.7	15.9	19.6	17.7
Somewhat likely	19.9	24.7	22.6	23.2	22.9
Very likely	56.6	38.5	48.5	42.1	45.3
Refused	0.3			0.2	0.1
Don't know	1.5	1.9	2.1	1.3	1.7

Q53C. If a woman in your community goes to the police to report being a victim of gender-based violence, for example, to report a rape or report being physically abused by her husband, how likely or unlikely is it that the following things might occur: She will be criticized, harassed, or shamed by others in the community?

	Urban	Rural	Men	Women	Total
Very unlikely	17.4	21.5	22.1	17.7	19.9
Somewhat unlikely	22.6	26.6	20.8	29.5	25.1
Somewhat likely	26.6	28.7	28.8	27.0	27.9
Very likely	30.3	20.4	24.1	24.2	24.1
Refused	0.2			0.2	0.1
Don't know	2.8	2.9	4.2	1.4	2.8

Q54. Which of the following statements is closest to your view?

Statement 1: Domestic violence is a private matter that needs to be handled and resolved within the family.

Statement 2: Domestic violence is a criminal matter whose full resolution requires the involvement of law enforcement agencies.

	Urban	Rural	Men	Women	Total
Agree very strongly with 1	14.6	18.0	23.2	10.1	16.7
Agree with 1	6.3	14.8	12.7	10.5	11.6
Agree with 2	29.0	23.3	23.2	27.8	25.5
Agree very strongly with 2	44.3	42.1	37.0	48.9	42.9
Agree with neither	1.9	0.7	1.3	1.0	1.1
Refused		0.2		0.2	0.1
Don't know	4.0	0.9	2.6	1.5	2.1

Child welfare

See related questions in the sections on “Public services and government performance” (Q46O) and “Gender equality and gender-based violence.”

Q52A. For each of the following actions, please tell me whether you think it can always be justified, sometimes be justified, or never be justified: For parents to use physical force to discipline their children?

	Urban	Rural	Men	Women	Total
Always justified	12.1	15.5	15.2	13.2	14.2
Sometimes justified	20.7	33.4	29.4	27.8	28.6
Never justified	66.7	49.9	54.2	58.4	56.3
Refused		0.2	0.2	0.0	0.1
Don't know	0.5	1.0	0.9	0.7	0.8

Q55A. How frequently do you think the following things occur in your community or neighbourhood: Adults use physical force to discipline children?

	Urban	Rural	Men	Women	Total
Very frequently	18.3	14.3	17.1	14.5	15.8
Somewhat frequently	20.7	33.6	24.8	32.7	28.7
Not very frequently	25.2	24.1	25.5	23.5	24.5
Not at all frequently	34.3	26.8	31.4	27.9	29.7
Don't know	1.6	1.1	1.2	1.4	1.3

Q55B. How frequently do you think the following things occur in your community or neighbourhood: Children are abused, mistreated, or neglected?

	Urban	Rural	Men	Women	Total
Very frequently	11.0	9.3	9.6	10.4	10.0
Somewhat frequently	19.5	18.3	17.9	19.6	18.8
Not very frequently	25.8	31.4	27.1	31.5	29.3
Not at all frequently	38.8	39.1	41.9	35.9	38.9
Don't know	4.9	1.9	3.5	2.6	3.0

Q55C. How frequently do you think the following things occur in your community or neighbourhood: Children who should be in school are not in school?

	Urban	Rural	Men	Women	Total
Very frequently	22.1	20.4	20.5	21.6	21.0
Somewhat frequently	20.8	28.6	26.3	24.9	25.6
Not very frequently	21.5	22.1	22.4	21.4	21.9
Not at all frequently	32.6	27.4	28.4	30.4	29.4
Don't know	2.9	1.6	2.4	1.7	2.1

Q56A. For each of the following statements, please tell me whether you disagree or agree: In general, people in this community are able to get help for children who are abused, mistreated, or neglected?

	Urban	Rural	Men	Women	Total
Strongly disagree	9.9	18.6	14.2	16.5	15.3
Disagree	8.2	16.3	13.2	13.3	13.2
Neither agree nor disagree	9.6	7.0	5.8	10.1	8.0
Agree	32.8	21.4	28.2	23.3	25.8
Strongly agree	28.0	29.2	30.0	27.4	28.7
Refused	0.8		0.2	0.3	0.3
Don't know	10.8	7.5	8.4	9.1	8.7

Q56B. For each of the following statements, please tell me whether you disagree or agree: In my community, children who have a physical disability are generally able to get the support they need to succeed in life?

	Urban	Rural	Men	Women	Total
Strongly disagree	16.1	21.6	20.3	18.7	19.5
Disagree	12.7	19.4	16.8	16.8	16.8
Neither agree nor disagree	9.1	5.1	5.9	7.4	6.7
Agree	26.1	21.0	22.7	23.2	22.9
Strongly agree	24.4	27.3	27.1	25.2	26.2
Refused	0.3	0.1	0.2	0.1	0.2
Don't know	11.3	5.5	6.9	8.5	7.7

Q56C. For each of the following statements, please tell me whether you disagree or agree: In my community, children and adults who have mental or emotional problems are generally able to get the help they need to have a good life?

	Urban	Rural	Men	Women	Total
Strongly disagree	19.4	26.1	25.4	21.7	23.5
Disagree	14.4	18.7	16.7	17.4	17.0
Neither agree nor disagree	8.6	5.9	5.3	8.6	6.9
Agree	24.2	19.7	20.7	22.1	21.4
Strongly agree	19.9	24.4	24.4	20.9	22.7
Refused	0.5	0.4	0.5	0.4	0.4
Don't know	12.9	4.9	7.0	8.9	8.0

Identity, society, and pluralism

Q84C. Let us suppose that you had to choose between being a Mozambican and being a _____ [R's ethnic group]. Which of the following statements best expresses your feelings?

	Urban	Rural	Men	Women	Total
I feel only (ethnic group)	7.9	7.6	8.6	6.9	7.7
I feel more (ethnic group) than (national identity)	8.7	10.7	10.3	9.5	9.9
I feel equally (national identity) and (ethnic group)	51.1	44.6	46.6	47.5	47.0
I feel more (national identity) than (ethnic group)	7.7	10.3	9.8	8.9	9.3
I feel only (national identity)	23.8	26.1	24.0	26.4	25.2
Not applicable	0.4	0.1	0.2	0.3	0.2
Refused	0.3		0.1	0.1	0.1
Don't know	0.1	0.6	0.5	0.3	0.4

Q88B. Please tell me whether you agree or disagree with the following statement: Other Mozambicans think of me as a Mozambican just like them.

	Urban	Rural	Men	Women	Total
Strongly disagree	4.2	5.3	4.8	5.0	4.9
Disagree	5.0	9.4	8.1	7.4	7.7
Neither agree nor disagree	11.0	6.5	6.9	9.6	8.3
Agree	33.7	33.2	37.8	28.9	33.4
Strongly agree	39.6	43.1	38.0	45.6	41.8
Refused	0.3	0.2	0.1	0.3	0.2
Don't know	6.2	2.2	4.3	3.2	3.7

Q84D. Are you from the same ethnic community or cultural group as your mother?

	Urban	Rural	Men	Women	Total
No	22.2	16.1	17.4	19.4	18.4
Yes	75.5	82.4	80.5	79.1	79.8
Mother does not identify with ethnic/cultural group	1.4	0.6	1.3	0.5	0.9
Not applicable	0.4	0.1	0.2	0.3	0.2
Don't know	0.6	0.7	0.6	0.7	0.7

Q84E. Are you from the same ethnic community or cultural group as your father?

	Urban	Rural	Men	Women	Total
No	14.0	14.0	11.9	16.1	14.0
Yes	83.6	84.9	86.9	81.9	84.4
Father does not identify with ethnic/cultural group	1.2	0.6	0.8	0.9	0.8
Not applicable	0.4	0.1	0.2	0.3	0.2
Don't know	0.7	0.5	0.2	0.9	0.6

Q85B. In your family, do the children belong more to the mother's side, more to the father's side, or to both sides equally?

	Urban	Rural	Men	Women	Total
Neither side	0.2	0.3	0.2	0.4	0.3
Mother's side	14.3	18.2	16.3	17.2	16.7
Father's side	19.0	17.0	19.1	16.5	17.8
Both sides equally	66.1	63.9	64.4	65.1	64.7
Refused		0.4		0.5	0.3
Don't know	0.4	0.1		0.4	0.2

Q84B. How often, if ever, are _____s [R's ethnic group] treated unfairly by the government?

	Urban	Rural	Men	Women	Total
Never	41.2	38.8	38.8	40.7	39.7
Sometimes	30.0	28.6	29.9	28.3	29.1
Often	11.4	17.5	14.6	15.7	15.2
Always	9.7	11.6	10.9	10.9	10.9
Not Applicable	0.4	0.1	0.2	0.3	0.2
Refused		0.5	0.5	0.1	0.3
Don't know	7.2	2.9	5.0	4.1	4.5

Q85A. Please tell me whether you agree or disagree with the following statement: I feel strong ties with other Mozambican?

	Urban	Rural	Men	Women	Total
Strongly disagree	3.9	4.7	4.2	4.7	4.4
Disagree	8.5	15.2	13.2	12.2	12.7
Neither agree nor disagree	9.9	5.9	7.3	7.6	7.4
Agree	52.2	51.0	49.6	53.3	51.4
Strongly agree	22.7	20.9	23.0	20.1	21.6
Refused	0.1	0.2	0.3	0.1	0.2
Don't know	2.6	2.1	2.6	2.0	2.3

Q86A. How much do you trust each of the following types of people: Other Mozambican?

	Urban	Rural	Men	Women	Total
Not at all	13.4	15.1	16.1	12.7	14.4
Just a little	40.0	35.4	37.2	37.0	37.1
Somewhat	28.5	23.1	22.3	28.0	25.1
A lot	17.6	25.1	23.3	21.2	22.3
Refused		0.1		0.1	0.0
Don't know	0.5	1.2	1.0	1.0	1.0

Q86B. How much do you trust each of the following types of people: Your relatives?

	Urban	Rural	Men	Women	Total
Not at all	2.6	4.6	4.6	3.1	3.8
Just a little	17.9	17.7	15.8	19.8	17.8
Somewhat	25.8	18.9	22.9	20.1	21.5
A lot	53.3	58.4	56.5	56.5	56.5
Refused		0.1		0.1	0.0
Don't know	0.4	0.3	0.2	0.5	0.3
Not at all	2.6	4.6	4.6	3.1	3.8

Q86C. How much do you trust each of the following types of people: Your neighbours?

	Urban	Rural	Men	Women	Total
Not at all	12.2	12.4	9.6	15.1	12.4
Just a little	35.6	29.7	33.8	30.1	32.0
Somewhat	31.3	29.1	29.8	30.1	29.9
A lot	20.3	27.2	25.8	23.4	24.6
Refused		0.3	0.3	0.1	0.2
Don't know	0.6	1.2	0.8	1.2	1.0

Q86D. How much do you trust each of the following types of people: Other people you know?

	Urban	Rural	Men	Women	Total
Not at all	20.0	14.7	16.3	17.2	16.7
Just a little	42.2	38.8	41.9	38.3	40.1
Somewhat	27.0	30.4	26.3	31.9	29.1
A lot	10.1	15.1	14.9	11.5	13.2
Refused		0.2	0.2	0.1	0.1
Don't know	0.7	0.8	0.5	1.0	0.7

Q86E. How much do you trust each of the following types of people: People from other religions?

	Urban	Rural	Men	Women	Total
Not at all	11.1	9.6	9.9	10.5	10.2
Just a little	44.9	33.9	36.0	40.0	38.0
Somewhat	32.9	34.5	34.7	33.1	33.9
A lot	10.8	20.6	18.3	15.5	16.9
Refused		0.2	0.2	0.1	0.1
Don't know	0.3	1.2	0.9	0.8	0.9

Q86F. How much do you trust each of the following types of people: People from other ethnic groups?

	Urban	Rural	Men	Women	Total
Not at all	15.7	13.8	13.4	15.7	14.5
Just a little	37.9	31.7	33.1	35.0	34.1
Somewhat	34.0	28.9	32.5	29.3	30.9
A lot	12.1	23.8	19.9	18.8	19.3
Refused		0.1		0.1	0.0
Don't know	0.2	1.8	1.1	1.2	1.2

Q87A. For each of the following types of people, please tell me whether you would like having people from this group as neighbours, dislike it, or not care: People of a different religion?

	Urban	Rural	Men	Women	Total
Strongly dislike	6.6	7.5	5.1	9.2	7.1
Somewhat dislike	10.3	11.8	11.9	10.5	11.2
Would not care	46.9	36.5	37.9	43.1	40.5
Somewhat like	17.7	24.1	25.8	17.4	21.7
Strongly like	18.0	19.1	18.7	18.7	18.7
Don't know	0.6	1.1	0.6	1.1	0.9

Q87B. For each of the following types of people, please tell me whether you would like having people from this group as neighbours, dislike it, or not care: People from other ethnic groups?

	Urban	Rural	Men	Women	Total
Strongly dislike	4.7	5.6	3.6	7.0	5.3
Somewhat dislike	7.0	13.4	10.4	11.5	11.0
Would not care	49.7	31.8	37.2	40.1	38.6
Somewhat like	20.0	25.6	27.9	19.0	23.5
Strongly like	17.4	22.7	19.4	21.9	20.7
Refused		0.1	0.1		0.0
Don't know	1.3	0.8	1.4	0.5	1.0

Q87C. For each of the following types of people, please tell me whether you would like having people from this group as neighbours, dislike it, or not care: Homosexuals?

	Urban	Rural	Men	Women	Total
Strongly dislike	24.7	30.8	29.9	27.1	28.5
Somewhat dislike	15.8	16.0	15.8	16.1	16.0
Would not care	36.7	24.7	26.1	32.5	29.3
Somewhat like	12.7	12.8	13.0	12.6	12.8
Strongly like	5.7	12.5	10.9	9.0	9.9
Refused	0.2	0.1	0.3		0.2
Don't know	4.1	2.9	4.0	2.7	3.3

Q87D. For each of the following types of people, please tell me whether you would like having people from this group as neighbours, dislike it, or not care: Immigrants or foreign workers?

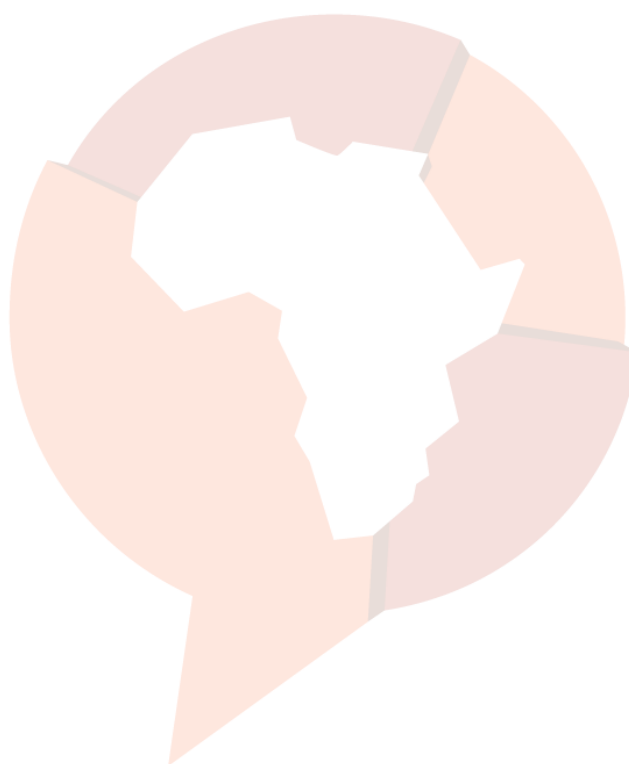
	Urban	Rural	Men	Women	Total
Strongly dislike	13.0	11.9	11.7	13.0	12.3
Somewhat dislike	11.9	15.2	13.0	15.0	14.0
Would not care	42.9	34.5	38.0	37.4	37.7
Somewhat like	21.5	21.4	23.0	19.9	21.4
Strongly like	9.2	14.4	11.6	13.3	12.5
Refused	0.3			0.3	0.1
Don't know	1.0	2.5	2.7	1.1	1.9

Q87E. For each of the following types of people, please tell me whether you would like having people from this group as neighbours, dislike it, or not care: People who support a different political party?

	Urban	Rural	Men	Women	Total
Strongly dislike	10.8	10.6	9.9	11.5	10.7
Somewhat dislike	9.3	14.3	11.4	13.4	12.4
Would not care	48.6	37.2	40.5	42.5	41.5
Somewhat like	15.3	18.6	18.5	16.3	17.4
Strongly like	13.8	17.3	18.6	13.3	15.9
Refused	0.3		0.2		0.1
Don't know	1.9	2.1	1.0	3.1	2.0

Q88A. Please tell me whether you would like having a family member marry a person from a different ethnic group, dislike it, or not care?

	Urban	Rural	Men	Women	Total
Strongly dislike	5.6	5.8	5.2	6.3	5.7
Somewhat dislike	3.6	6.1	5.3	5.1	5.2
Would not care	59.9	46.0	50.7	51.8	51.2
Somewhat like	6.9	12.6	10.0	10.8	10.4
Strongly like	22.6	28.9	27.5	25.6	26.5
Refused		0.1	0.1		0.1
Don't know	1.5	0.4	1.2	0.5	0.8



Security, crime, and the police

See additional questions about the police under “Public services and government performance,” “Corruption,” and “Gender equality and gender-based violence.”

Q7A. Over the past year, how often, if ever, have you or anyone in your family: Felt unsafe walking in your neighbourhood?

	Urban	Rural	Men	Women	Total
Never	40.3	41.2	43.5	38.1	40.9
Just once or twice	23.9	17.6	19.3	20.6	19.9
Several times	18.3	23.9	19.2	24.3	21.7
Many times	10.5	11.5	11.3	11.0	11.1
Always	6.6	5.8	6.4	5.8	6.1
Refused		0.1	0.1		0.1
Don't know	0.4		0.1	0.3	0.2

Q7B. Over the past year, how often, if ever, have you or anyone in your family: Feared crime in your own home?

	Urban	Rural	Men	Women	Total
Never	42.8	44.6	46.4	41.5	43.9
Just once or twice	17.9	14.6	13.9	17.8	15.9
Several times	17.8	18.7	18.8	17.9	18.4
Many times	12.4	14.9	13.1	14.8	14.0
Always	8.7	7.1	7.5	7.9	7.7
Refused		0.1	0.1		0.1
Don't know	0.4		0.3	0.1	0.2

Q44A. In your opinion, how often do the police in Mozambique: Operate in a professional manner and respect the rights of all citizens?

	Urban	Rural	Men	Women	Total
Never	13.4	12.8	13.0	13.1	13.0
Rarely	23.9	24.6	25.3	23.3	24.3
Sometimes	36.0	29.3	31.7	32.0	31.8
Often	16.9	14.8	15.9	15.4	15.6
Always	7.7	16.5	13.2	13.2	13.2
Refused	0.2			0.1	0.1
Don't know	1.9	1.9	1.0	2.9	1.9

Q44B. In your opinion, how often do the police in Mozambique: Stop drivers without good reason?

	Urban	Rural	Men	Women	Total
Never	9.0	8.6	9.6	7.9	8.8
Rarely	12.6	17.2	15.9	15.1	15.5
Sometimes	28.2	25.1	21.9	30.7	26.3
Often	30.8	27.4	29.5	27.8	28.7
Always	15.7	15.9	18.6	13.1	15.8
Refused	0.3		0.3		0.1
Don't know	3.4	5.8	4.3	5.4	4.9

Q44C. In your opinion, how often do the police in Mozambique: Use excessive force in managing protests or demonstrations?

	Urban	Rural	Men	Women	Total
Never	10.3	16.1	15.0	12.7	13.9
Rarely	18.6	21.3	19.2	21.3	20.3
Sometimes	27.8	26.9	27.1	27.4	27.3
Often	21.7	18.1	18.2	20.8	19.5
Always	17.2	12.1	15.5	12.6	14.1
Refused	0.8		0.6		0.3
Don't know	3.6	5.5	4.4	5.1	4.8

Q44D. In your opinion, how often do the police in Mozambique: Use excessive force when dealing with criminals?

	Urban	Rural	Men	Women	Total
Never	10.6	10.5	9.8	11.4	10.6
Rarely	19.0	19.5	20.1	18.5	19.3
Sometimes	30.8	27.2	29.2	27.9	28.5
Often	21.9	23.5	21.7	24.1	22.9
Always	14.4	14.3	15.6	13.1	14.4
Refused	0.3	0.3	0.3	0.2	0.3
Don't know	2.9	4.7	3.3	4.8	4.0

Q44E. In your opinion, how often do the police in Mozambique: Engage in criminal activities?

	Urban	Rural	Men	Women	Total
Never	10.3	13.7	11.4	13.5	12.4
Rarely	12.2	16.9	12.9	17.4	15.1
Sometimes	28.2	27.8	28.1	27.8	28.0
Often	30.8	21.1	28.4	21.0	24.7
Always	14.0	14.0	14.3	13.7	14.0
Refused	0.8	0.3	0.9		0.5
Don't know	3.7	6.3	4.0	6.6	5.3

Climate change and the environment

See also Q46P and Q46Q under “Public services and government performance.”

Now let's talk about weather events in your community.

Q66A. In your experience, over the past 10 years, has there been any change in the severity of the following events in the area where you live? Have they become more severe, less severe, or stayed about the same: Drought?

	Urban	Rural	Men	Women	Total
Much more severe	19.2	29.0	24.7	25.9	25.3
Somewhat more severe	19.3	17.9	19.9	17.1	18.5
Stayed the same	23.8	23.8	21.8	25.9	23.8
Somewhat less severe	11.0	15.3	14.4	12.9	13.7
Much less severe	20.5	10.4	13.9	14.6	14.3
Refused	0.2	1.2	1.6		0.8
Don't know	5.9	2.4	3.8	3.6	3.7

Q66B. In your experience, over the past 10 years, has there been any change in the severity of the following events in the area where you live? Have they become more severe, less severe, or stayed about the same: Flooding?

	Urban	Rural	Men	Women	Total
Much more severe	19.4	18.9	21.4	16.7	19.1
Somewhat more severe	13.3	14.5	14.0	14.1	14.1
Stayed the same	23.3	29.9	27.1	27.6	27.4
Somewhat less severe	15.6	14.8	14.7	15.5	15.1
Much less severe	23.9	18.4	19.1	21.9	20.5
Don't know	4.5	3.5	3.7	4.2	3.9

Q67A. Have you heard about climate change, or haven't you had the chance to hear about this yet?

	Urban	Rural	Men	Women	Total
No	51.2	65.6	54.6	65.8	60.2
Yes	45.7	31.0	41.3	31.7	36.6
Refused to answer		0.1	0.2		0.1
Don't know	3.1	3.2	3.9	2.5	3.2

Q67B. Do you think climate change is making life in Mozambique better or worse, or haven't you heard enough to say?

	Urban	Rural	Men	Women	Total
Much better	3.0	4.7	4.2	4.0	4.1
Somewhat better	13.5	8.8	12.0	9.1	10.5
Neither/no change/about the same	5.0	1.1	2.0	3.1	2.5
Somewhat worse	9.8	8.8	10.8	7.5	9.2
Much worse	11.4	6.0	9.5	6.5	8.0
Not applicable	54.3	69.0	58.7	68.3	63.4
Don't know/Haven't heard enough to say	3.0	1.7	2.8	1.6	2.2

Q68A. For each of the following statements, please tell me whether you disagree or agree: Ordinary Mozambican can play a role in limiting climate change?

	Urban	Rural	Men	Women	Total
Strongly disagree	3.4	3.4	4.4	2.4	3.4
Disagree	9.2	7.3	7.9	8.1	8.0
Neither agree nor disagree	1.8	1.0	1.1	1.5	1.3
Agree	20.9	13.5	18.3	14.3	16.3
Strongly agree	9.4	5.0	9.0	4.4	6.7
Not applicable	54.3	69.0	58.7	68.3	63.4
Don't know	1.0	0.8	0.6	1.2	0.9

Q68B. For each of the following statements, please tell me whether you disagree or agree: It is important for our government to take steps now to limit climate change in the future, even if it is expensive or causes some job losses or other harm to our economy?

	Urban	Rural	Men	Women	Total
Strongly disagree	3.2	1.8	3.2	1.4	2.3
Disagree	4.6	5.1	6.3	3.5	4.9
Neither agree nor disagree	4.3	2.8	5.0	1.7	3.4
Agree	20.7	13.0	16.0	15.7	15.9
Strongly agree	11.2	7.5	10.0	7.8	8.9
Not applicable	54.3	69.0	58.7	68.3	63.4
Don't know	1.7	0.9	0.8	1.6	1.2

Q69. Who do you think should have primary responsibility for trying to limit climate change and reduce its impact?

	Urban	Rural	Men	Women	Total
None of these /No one / Can't be stopped/Doesn't need to be addressed	0.8	1.1	0.7	1.2	1.0
Ordinary citizens	14.7	9.0	13.0	9.3	11.1
Business and industry	7.3	4.3	5.7	5.1	5.4
The government of country	14.9	11.9	15.6	10.5	13.1
Rich or developed countries	2.9	1.9	2.4	2.2	2.3
Traditional leaders	1.1	2.2	1.6	1.9	1.8
Someone else	0.1	0.3	0.1	0.3	0.2
Not applicable	54.3	69.0	58.7	68.3	63.4
Refused	0.5		0.3	0.1	0.2
Don't know	3.3	0.4	2.0	1.0	1.5

Q70A: Do you think each of the following are doing enough to limit climate change, or do they need to do more, or haven't you heard enough to say: Ordinary Mozambican?

	Urban	Rural	Men	Women	Total
Doing enough	11.0	6.6	8.9	7.7	8.3
Need to do somewhat more	14.8	11.7	14.2	11.6	12.9
Need to do a lot more	18.1	10.3	15.7	10.8	13.3
Not applicable	54.3	69.0	58.7	68.3	63.4
Refused	0.2	0.4	0.1	0.5	0.3
Don't know	1.6	1.9	2.4	1.1	1.8

Q70B: Do you think each of the following are doing enough to limit climate change, or do they need to do more, or haven't you heard enough to say: Business and industry?

	Urban	Rural	Men	Women	Total
Doing enough	4.2	1.4	2.1	2.9	2.5
Need to do somewhat more	12.8	9.6	13.0	8.6	10.8
Need to do a lot more	26.8	17.6	24.2	17.9	21.1
Not applicable	54.3	69.0	58.7	68.3	63.4
Refused		0.4		0.5	0.3
Don't know	1.8	2.0	2.0	1.8	1.9

Q70C: Do you think each of the following are doing enough to limit climate change, or do they need to do more, or haven't you heard enough to say: The government of Mozambique?

	Urban	Rural	Men	Women	Total
Doing enough	3.5	3.6	3.1	4.1	3.6
Need to do somewhat more	12.6	8.6	11.8	8.4	10.1
Need to do a lot more	28.2	16.4	24.1	17.6	20.9
Not applicable	54.3	69.0	58.7	68.3	63.4
Don't know	1.4	2.4	2.3	1.7	2.0

Q70D: Do you think each of the following are doing enough to limit climate change, or do they need to do more, or haven't you heard enough to say: Rich or developed countries?

	Urban	Rural	Men	Women	Total
Doing enough	5.1	2.8	5.1	2.3	3.7
Need to do somewhat more	14.4	10.1	13.4	10.0	11.7
Need to do a lot more	22.2	14.5	18.9	15.9	17.4
Not applicable	54.3	69.0	58.7	68.3	63.4
Refused	0.2	0.0	0.1	0.2	0.1
Don't know	3.9	3.5	3.9	3.3	3.6

Now let's talk about environmental conditions in the country and in your community.

Q71. Which of the following statements is closest to your view?

Statement 1: The government should focus on creating jobs and increasing incomes, even if that means increasing pollution or other environmental damage.

Statement 2: The government should focus more on preventing pollution and protecting the environment, even if this means there will be fewer jobs or there will be other disruptions to our daily lives.

	Urban	Rural	Men	Women	Total
Agree very strongly with 1	21.4	20.9	20.2	22.0	21.1
Agree with 1	22.4	20.7	18.9	23.8	21.3
Agree with 2	23.1	21.4	22.7	21.4	22.0
Agree very strongly with 2	18.2	23.5	22.4	20.6	21.5
Agree with neither	10.2	6.2	8.3	7.0	7.7
Don't know	4.7	7.3	7.4	5.2	6.3

Q72A. How serious of a problem is pollution, such as the accumulation of trash or garbage, or damage to the quality of the air or water, in your community?

	Urban	Rural	Men	Women	Total
Very serious	34.7	19.0	25.2	24.8	25.0
Somewhat serious	27.4	32.8	31.3	30.2	30.8
Not very serious	18.4	22.9	23.5	18.8	21.2
Not at all serious	17.4	22.9	18.0	23.7	20.9
Don't know	2.0	2.3	1.9	2.5	2.2

Q72B. Which of the following is the most important environmental issue in your community today?

	Urban	Rural	Men	Women	Total
None of these/there are no problems	6.3	10.1	8.3	9.0	8.6
Air pollution	18.7	8.9	12.2	13.1	12.6
Pollution of water sources	13.9	23.8	20.2	19.9	20.1
Sanitation or human waste management	13.7	11.4	11.5	13.0	12.3
Trash disposal, including plastics	25.5	11.1	16.3	16.8	16.5
Deforestation	17.2	27.2	23.5	23.3	23.4
Some other issue	1.6	2.3	2.3	1.8	2.0
Refused		0.1	0.1		0.0
Don't know	3.1	5.2	5.7	3.0	4.4
None of these/there are no problems	6.3	10.1	8.3	9.0	8.6

Q72C. Please tell me whether you agree or disagree with the following statement: Plastic bags are a major source of pollution in this country?

	Urban	Rural	Men	Women	Total
Strongly disagree	6.9	8.2	8.6	6.8	7.7
Disagree	13.3	23.8	19.1	20.7	19.9
Neither agree nor disagree	7.8	7.9	6.7	9.1	7.9
Agree	47.6	37.6	42.7	40.1	41.4
Strongly agree	21.4	13.8	19.2	14.1	16.7
Refused		0.0		0.1	0.0
Don't know	2.9	8.5	3.7	9.2	6.4

Q72D. Who do you think should have the primary responsibility for reducing pollution and keeping your community clean?

	Urban	Rural	Men	Women	Total
None of these/No one	0.1	0.3	0.2	0.3	0.2
Ordinary citizens	46.1	33.0	35.1	40.9	38.0
Business and industry	8.5	9.9	10.5	8.2	9.3
The national government	18.6	21.5	20.4	20.4	20.4
Local government	15.7	22.6	21.3	18.6	20.0
Traditional leaders	8.0	11.3	10.3	9.8	10.0
Someone else		0.3	0.2	0.2	0.2
Refused	0.4		0.2	0.1	0.2
Don't know	2.6	1.2	1.9	1.6	1.7

Q72E. In your opinion, should our government be doing more or less than it is currently doing to limit pollution and protect the environment in this country?

	Urban	Rural	Men	Women	Total
Much less	5.3	6.5	6.8	5.3	6.1
Somewhat less	3.7	3.5	4.2	2.9	3.6
About the same	23.4	34.5	25.5	35.2	30.3
Somewhat more	13.6	13.8	13.5	14.0	13.8
Much more	49.1	37.1	46.0	37.4	41.7
Refused	0.2		0.1		0.1
Don't know	4.5	4.6	3.9	5.2	4.6

Natural resource extraction, such as mining, oil drilling, or wood harvesting, can have benefits, such as jobs and revenue. But it can also pose problems for nearby communities, such as pollution or deforestation.

Q73A. Please tell me whether you agree or disagree with each of the following statements: In this country, natural resource extraction should be more tightly regulated by government to reduce the negative impacts on the environment?

	Urban	Rural	Men	Women	Total
Strongly disagree	11.8	10.5	10.3	11.7	11.0
Disagree	15.0	23.9	19.4	21.6	20.5
Neither agree nor disagree	8.4	4.8	6.7	5.6	6.2
Agree	29.2	37.8	35.1	34.1	34.6
Strongly agree	30.8	17.2	24.1	20.6	22.4
Refused	0.3			0.2	0.1
Don't know	4.6	5.8	4.4	6.3	5.3

Q73B. Please tell me whether you agree or disagree with each of the following statements: Ordinary [Batswana] currently have a voice in decisions about natural resource extraction that takes place near their communities?

	Urban	Rural	Men	Women	Total
Strongly disagree	21.0	16.5	18.5	17.9	18.2
Disagree	27.2	31.1	27.9	31.3	29.6
Neither agree nor disagree	8.7	11.0	12.2	8.1	10.2
Agree	23.4	22.5	21.1	24.7	22.9
Strongly agree	13.9	12.9	15.1	11.3	13.2
Don't know	5.8	6.0	5.1	6.7	5.9

Q73C. Please tell me whether you agree or disagree with each of the following statements: Local communities currently receive a fair share of the revenue from natural resource extraction that takes place near their communities?

	Urban	Rural	Men	Women	Total
Strongly disagree	27.9	21.2	24.3	23.2	23.7
Disagree	28.9	31.8	30.3	31.1	30.7
Neither agree nor disagree	10.6	8.6	9.5	9.3	9.4
Agree	15.8	23.0	20.7	19.8	20.2
Strongly agree	8.5	8.2	8.5	8.2	8.3
Don't know	8.3	7.2	6.7	8.5	7.6

Q73D. Please tell me whether you agree or disagree with each of the following statements: In general, the benefits of resource extraction activities to local communities, such as jobs and revenue, outweigh the costs, such as pollution?

	Urban	Rural	Men	Women	Total
Strongly disagree	20.9	20.6	21.1	20.3	20.7
Disagree	24.7	27.3	24.1	28.6	26.3
Neither agree nor disagree	13.6	9.7	12.3	10.1	11.2
Agree	21.5	21.3	24.9	17.8	21.4
Strongly agree	10.4	11.6	10.0	12.3	11.1
Refused		0.1	0.1		0.1
Don't know	8.9	9.3	7.6	10.8	9.2

Media

Also see Q90 on radio/TV/mobile phone ownership and Internet access under “Respondents and their households” and questions on access to information under “Responsive and transparent government.”

Now let us talk about the media and how you get information about politics and other issues.

Q74A. How often do you get news from the following sources: Radio?

	Urban	Rural	Men	Women	Total
Never	26.8	19.6	20.9	23.7	22.3
Less than once a month	9.0	7.8	7.9	8.7	8.3
A few times a month	11.4	17.6	15.8	14.8	15.3
A few times a week	27.2	30.3	27.1	31.1	29.1
Every day	24.6	23.7	26.8	21.2	24.1
Refused		0.2	0.2		0.1
Don't know	1.0	0.8	1.3	0.4	0.9

Q74B. How often do you get news from the following sources: Television?

	Urban	Rural	Men	Women	Total
Never	11.4	58.7	39.9	41.6	40.7
Less than once a month	5.3	8.7	6.9	8.0	7.4
A few times a month	4.7	7.7	5.3	7.9	6.6
A few times a week	21.0	10.0	16.3	12.0	14.2
Every day	56.6	13.7	30.0	30.0	30.0
Don't know	1.0	1.2	1.6	0.5	1.1

Q74C. How often do you get news from the following sources: Print newspapers?

	Urban	Rural	Men	Women	Total
Never	55.4	81.0	67.9	74.7	71.3
Less than once a month	8.1	4.2	5.7	5.6	5.7
A few times a month	9.7	4.1	6.5	6.0	6.2
A few times a week	15.1	7.0	10.7	9.5	10.1
Every day	10.1	2.1	6.8	3.4	5.1
Don't know	1.6	1.5	2.4	0.7	1.6

Q74D. How often do you get news from the following sources: Internet?

	Urban	Rural	Men	Women	Total
Never	37.5	73.8	57.7	62.5	60.1
Less than once a month	8.0	5.2	6.7	5.9	6.3
A few times a month	6.3	5.2	5.4	5.8	5.6
A few times a week	17.0	5.8	10.3	9.8	10.0
Every day	29.8	5.8	16.7	13.1	14.9
Refused		0.0	0.1		0.0
Don't know	1.3	4.2	3.1	3.0	3.1

Q74E. How often do you get news from the following sources: Social media such as Facebook, Twitter, WhatsApp, or others?

	Urban	Rural	Men	Women	Total
Never	37.6	72.6	56.8	61.9	59.3
Less than once a month	5.6	4.9	5.0	5.4	5.2
A few times a month	7.1	6.0	5.7	7.2	6.4
A few times a week	17.5	6.1	12.6	8.2	10.4
Every day	31.0	5.8	16.8	13.9	15.3
Refused		0.3	0.2	0.1	0.2
Don't know	1.3	4.3	3.0	3.4	3.2

Q16. Which of the following statements is closest to your view?

Statement 1: The media should have the right to publish any views and ideas without government control.

Statement 2: The government should have the right to prevent the media from publishing things that it disapproves of.

	Urban	Rural	Men	Women	Total
Agree very strongly with 1	23.7	22.0	24.1	21.2	22.7
Agree with 1	19.3	23.0	20.9	22.3	21.6
Agree with 2	23.7	22.9	21.3	25.2	23.2
Agree very strongly with 2	26.5	28.5	29.4	26.1	27.7
Agree with neither	2.2	0.6	1.1	1.3	1.2
Refused	0.3	0.2	0.2	0.3	0.2
Don't know	4.3	2.8	3.1	3.7	3.4

Q17. Which of the following statements is closest to your view?

Statement 1: The news media should constantly investigate and report on government mistakes and corruption.

Statement 2: Too much reporting on negative events, like government mistakes and corruption, only harms the country.

	Urban	Rural	Men	Women	Total
Agree very strongly with 1	27.3	25.2	28.7	23.2	26.0
Agree with 1	25.8	26.0	22.8	29.1	26.0
Agree with 2	22.0	22.1	22.9	21.1	22.0
Agree very strongly with 2	18.7	22.8	21.6	20.8	21.2
Agree with neither	3.2	1.0	1.2	2.5	1.8
Refused	0.1	0.1		0.1	0.1
Don't know	3.0	2.8	2.7	3.1	2.9

Q33H. In your opinion, how free is the news media in this country to report and comment on the news without censorship or interference by the government?

	Urban	Rural	Men	Women	Total
Not at all free	12.1	9.9	11.0	10.5	10.7
Not very free	36.4	25.9	30.4	29.3	29.8
Somewhat free	25.8	37.5	33.7	32.5	33.1
Completely free	20.9	19.3	19.1	20.7	19.9
Refused	0.3	1.3	1.9		0.9
Don't know	4.5	6.2	4.1	7.0	5.5

Country-specific questions

79a-MOZ. How many of the following people do you think are involved in supporting and assisting the extremist groups that have launched attacks and kidnappings in Mozambique, or haven't you heard enough about them to say: Islamic groups

	Urban	Rural	Men	Women	Total
None	10.5	14.1	12.5	13.0	12.7
Some of them	38.7	35.1	36.7	36.2	36.4
Most of them	31.7	24.5	26.6	27.9	27.2
All of them	7.6	11.2	11.0	8.6	9.8
Refused to answer	2.2	3.0	2.4	2.9	2.7
Don't know/Haven't heard enough	9.3	12.2	10.8	11.4	11.1

79b-MOZ. How many of the following people do you think are involved in supporting and assisting the extremist groups that have launched attacks and kidnappings in Mozambique, or haven't you heard enough about them to say: Political parties

	Urban	Rural	Men	Women	Total
None	17.1	18.7	19.5	16.7	18.1
Some of them	40.9	37.9	39.1	38.9	39.0
Most of them	19.3	21.1	20.0	20.9	20.4
All of them	6.7	7.4	8.2	6.0	7.1
Refused to answer	3.1	3.7	2.8	4.2	3.5
Don't know/Haven't heard enough	12.9	11.2	10.4	13.3	11.9

79c-MOZ. How many of the following people do you think are involved in supporting and assisting the extremist groups that have launched attacks and kidnappings in Mozambique, or haven't you heard enough about them to say: Private companies

	Urban	Rural	Men	Women	Total
None	24.3	21.4	21.2	23.8	22.5
Some of them	32.5	35.0	35.1	33.0	34.1
Most of them	16.6	17.6	18.5	15.9	17.2
All of them	5.1	6.4	7.0	4.8	5.9
Refused to answer	2.9	3.2	2.3	3.9	3.1
Don't know/Haven't heard enough	18.5	16.3	15.8	18.5	17.2

79d-MOZ. How many of the following people do you think are involved in supporting and assisting the extremist groups that have launched attacks and kidnappings in Mozambique, or haven't you heard enough about them to say: Local people

	Urban	Rural	Men	Women	Total
None	20.7	18.3	18.2	20.3	19.2
Some of them	38.6	34.2	35.4	36.3	35.8
Most of them	21.4	24.9	27.0	20.0	23.5
All of them	6.9	8.9	7.8	8.5	8.1
Refused to answer	1.7	3.6	2.1	3.7	2.9
Don't know	10.7	10.1	9.6	11.1	10.3

79e-MOZ. How many of the following people do you think are involved in supporting and assisting the extremist groups that have launched attacks and kidnappings in Mozambique, or haven't you heard enough about them to say: Foreign governments

	Urban	Rural	Men	Women	Total
None	13.6	13.9	14.9	12.6	13.8
Some of them	40.7	35.2	36.7	37.8	37.3
Most of them	22.6	23.0	22.4	23.2	22.8
All of them	6.1	10.6	10.7	7.0	8.9
Refused to answer	2.4	3.6	2.6	3.6	3.1
Don't know/Haven't heard enough	14.6	13.9	12.6	15.7	14.1

80A-MOZ. There are many reasons why people join armed extremist groups in Cabo Delgado. In your opinion, what would you say is the main reason people join extremist groups in our country?

	Urban	Rural	Men	Women	Total
No reason	8.8	8.8	9.2	8.3	8.8
To escape poverty	21.5	26.6	25.0	24.4	24.7
Lack of education	5.5	7.0	6.9	6.0	6.4
Religious radicalization/beliefs	7.5	4.6	5.4	6.0	5.7
Forced by extremist groups	12.8	10.4	12.3	10.4	11.3
Poor government service delivery	3.7	5.5	4.5	5.2	4.9
Distrust in the government	3.7	3.1	3.4	3.2	3.3
Fighting human rights abuses by the government	2.4	2.4	3.5	1.3	2.4
Political/partisan tensions	1.4	0.9	0.8	1.4	1.1
Ethnic divisions	0.7	1.7	2.1	0.6	1.3
Fighting corruption	1.0	1.6	1.6	1.1	1.4
Marginalization/discrimination	1.7	0.6	0.9	1.1	1.0
Poor economic performance/economic mismanagement	1.0	1.7	0.7	2.1	1.4
Lack of jobs/unemployment	12.4	12.9	12.8	12.6	12.7
Inequality	0.7	0.8	0.5	1.0	0.8
Unfair distribution of revenue from local resources	3.0	0.5	1.2	1.7	1.5
Some other reason	1.2	0.1	0.6	0.5	0.5
Refused to answer	0.7	0.4		1.0	0.5
Don't know	10.3	10.4	8.6	12.2	10.4
No reason	8.8	8.8	9.2	8.3	8.8

80B-MOZ. In your opinion, which of the following factors would you say would be the best strategy to address the ongoing conflict in Cabo Delgado?

	Urban	Rural	Men	Women	Total
Nothing	2.1	1.8	2.1	1.8	1.9
Seeking outside military support	23.3	29.3	28.3	25.7	27.0
Working together with local leaders to address the issue	18.3	19.3	19.3	18.6	18.9
Negotiate with the armed groups	20.5	22.5	21.5	22.0	21.7
Improve the economy and create more jobs	15.2	15.0	15.1	15.0	15.1
Govern more effectively/ provide better government services	9.1	4.9	6.9	6.1	6.5
Some other strategy	2.4	1.1	1.4	1.8	1.6
The government's response is already enough	2.1	2.5	1.6	3.1	2.4
Don't know/Refused to answer	7.0	3.5	3.8	5.8	4.8

81a-MOZ. How much confidence do you have in each of the following actors to help in resolving the conflict in Cabo Delgado?: Mozambican government

	Urban	Rural	Men	Women	Total
Not at all	12.5	10.1	12.9	9.2	11.1
Just a little	31.6	33.9	32.1	34.0	33.0
Somewhat	22.2	19.2	19.1	21.6	20.3
A lot	29.8	34.2	34.4	30.6	32.5
Refused to answer	0.9	0.7	0.4	1.2	0.8
Don't know/Haven't heard enough	3.0	1.9	1.2	3.5	2.3

81b-MOZ. How much confidence do you have in each of the following actors to help in resolving the conflict in Cabo Delgado?: SADC

	Urban	Rural	Men	Women	Total
Not at all	6.5	5.2	5.7	5.7	5.7
Just a little	21.9	26.1	26.4	22.6	24.5
Somewhat	34.1	24.7	27.2	29.3	28.2
A lot	32.8	34.7	35.1	32.8	34.0
Refused to answer	0.7	1.6	0.6	1.9	1.2
Don't know/Haven't heard enough	4.1	7.7	5.0	7.6	6.3

81c-MOZ. How much confidence do you have in each of the following actors to help in resolving the conflict in Cabo Delgado?: African Union

	Urban	Rural	Men	Women	Total
Not at all	6.8	8.6	8.6	7.3	7.9
Just a little	29.9	29.8	28.6	31.1	29.9
Somewhat	27.4	26.8	27.3	26.7	27.0
A lot	30.0	25.5	28.9	25.4	27.2
Refused to answer	0.8	0.5	0.4	0.9	0.6
Don't know/Haven't heard enough	5.1	8.8	6.3	8.6	7.4

81d-MOZ. How much confidence do you have in each of the following actors to help in resolving the conflict in Cabo Delgado?: South Africa

	Urban	Rural	Men	Women	Total
Not at all	14.1	14.1	13.7	14.6	14.1
Just a little	26.5	25.0	27.2	23.9	25.6
Somewhat	30.0	23.5	26.9	25.0	26.0
A lot	21.3	28.9	25.4	26.7	26.0
Refused to answer	0.9	0.5	0.4	0.9	0.6
Don't know/Haven't heard enough	7.2	8.0	6.5	8.9	7.7

81e-MOZ. How much confidence do you have in each of the following actors to help in resolving the conflict in Cabo Delgado?: USA

	Urban	Rural	Men	Women	Total
Not at all	8.1	9.7	9.5	8.7	9.1
Just a little	29.3	26.6	26.6	28.6	27.6
Somewhat	28.4	25.6	26.7	26.5	26.6
A lot	27.3	26.6	28.4	25.3	26.9
Refused to answer	0.9	0.8	0.4	1.2	0.8
Don't know/Haven't heard enough	6.2	10.7	8.4	9.6	9.0

81f-MOZ. How much confidence do you have in each of the following actors to help in resolving the conflict in Cabo Delgado?: Russia

	Urban	Rural	Men	Women	Total
Not at all	11.3	11.4	13.2	9.5	11.4
Just a little	21.4	27.5	23.8	26.7	25.2
Somewhat	27.7	19.8	21.6	24.0	22.8
A lot	31.1	30.0	33.2	27.6	30.4
Refused to answer	0.9	0.9	0.4	1.4	0.9
Don't know/Haven't heard enough	7.6	10.4	7.9	10.8	9.3

81g-MOZ. How much confidence do you have in each of the following actors to help in resolving the conflict in Cabo Delgado?: Rwanda

	Urban	Rural	Men	Women	Total
Not at all	9.1	9.8	9.4	9.7	9.5
Just a little	18.1	19.5	19.3	18.6	19.0
Somewhat	27.8	21.3	23.0	24.6	23.8
A lot	33.6	39.6	40.3	34.3	37.3
Refused to answer	1.4	0.7	0.4	1.6	1.0
Don't know/Haven't heard enough	10.0	9.0	7.6	11.2	9.4

82-MOZ. How effective do you think the Mozambican government has been in its efforts to address the problem of armed extremists in this country?

	Urban	Rural	Men	Women	Total
Not at all effective	4.7	5.4	5.0	5.3	5.2
Not very effective	21.6	21.7	22.0	21.4	21.7
Somewhat effective	41.9	43.6	42.7	43.2	43.0
Very effective	28.2	24.6	26.5	25.4	25.9
Refused to answer	0.7	0.2		0.8	0.4
Don't know	2.8	4.5	3.8	3.9	3.8

83a-MOZ. For each of the following statements, please tell me whether you disagree or agree or haven't you heard enough to say?: Politicians should not be allowed to participate in public tenders

	Urban	Rural	Men	Women	Total
Strongly disagree	8.9	7.2	7.6	8.0	7.8
Disagree	23.3	22.9	23.1	23.1	23.1
Neither disagree nor agree	8.4	8.1	9.0	7.4	8.2
Agree	27.6	23.3	22.2	27.7	24.9
Strongly Agree	28.0	31.0	32.0	27.7	29.9
Don't know/Haven't heard enough	3.7	7.5	6.0	6.1	6.0

83b-MOZ. For each of the following statements, please tell me whether you disagree or agree or haven't you heard enough to say?: Corrupted businesses should be barred from doing business

	Urban	Rural	Men	Women	Total
Strongly disagree	5.3	7.1	7.1	5.7	6.4
Disagree	8.6	17.1	12.9	14.8	13.8
Neither disagree nor agree	15.3	10.1	12.4	11.7	12.1
Agree	30.4	30.5	29.4	31.5	30.4
Strongly Agree	37.3	29.4	32.5	32.2	32.4
Refused	0.3		0.2		0.1
Don't know/Haven't heard enough	2.9	5.9	5.4	4.1	4.7

83c-MOZ. For each of the following statements, please tell me whether you disagree or agree or haven't you heard enough to say?: The government recover all assets acquired through corrupt means

	Urban	Rural	Men	Women	Total
Strongly disagree	5.2	4.3	4.4	5.0	4.7
Disagree	11.7	18.5	16.7	15.1	15.9
Neither disagree nor agree	9.4	7.7	7.1	9.6	8.3
Agree	25.3	26.5	23.5	28.6	26.0
Strongly Agree	46.1	37.0	43.5	37.3	40.4
Refused		0.1		0.1	0.1
Don't know/Haven't heard enough	2.3	6.0	4.8	4.4	4.6

Other

Q97. Who do you think sent us to do this interview?

	Urban	Rural	Men	Women	Total
No one	4.0	3.3	4.1	2.9	3.5
"Afrobarometer" or national partner	24.1	29.7	27.2	27.8	27.5
Research Company	6.6	2.1	4.5	3.1	3.8
Non-government or religious organization	1.8	1.7	2.0	1.5	1.7
University/School/College	1.5	1.5	1.6	1.4	1.5
Private company	2.2	1.4	1.3	2.2	1.7
Media	1.3	1.2	1.2	1.3	1.2
Political party or politician	11.2	13.7	13.8	11.7	12.7
Government	27.0	32.3	29.7	30.9	30.3
International organization or another country	1.6	1.4	0.7	2.3	1.5
God	1.6	1.6	1.5	1.6	1.6
Other	1.2	1.1	0.6	1.6	1.1
Refused to answer		0.6	0.3	0.5	0.4
Don't know	16.1	8.6	11.5	11.3	11.4
No one	4.0	3.3	4.1	2.9	3.5