

Summary of results

Afrobarometer Round 9
survey in Eswatini, 2023

Compiled by
QA Strategic Information



Afrobarometer Round 9 Summary of results for Eswatini, 2023

Afrobarometer, a non-profit corporation with headquarters in Ghana, is a pan-African, nonpartisan survey research network that provides reliable data on Africans' experiences and evaluations of democracy, governance, and quality of life. Nine rounds of surveys have been completed in up to 42 countries since 1999. Round 9 surveys (2021/2023) cover 39 countries. Afrobarometer's national partners conduct face-to-face interviews in the language of the respondent's choice with nationally representative samples.

Regional coordination of national partners in about 35 countries is provided by the Ghana Center for Democratic Development (CDD-Ghana), the Institute for Justice and Reconciliation (IJR) in South Africa, and the Institute for Development Studies (IDS) at the University of Nairobi in Kenya. Michigan State University (MSU) and the University of Cape Town (UCT) provide technical support to the network.

The Afrobarometer National Partner in Eswatini, QA Strategic Information interviewed a nationally representative, random, stratified probability sample of 1,200 adult Emaswati between 4 October and 5 November 2022. A sample of this size yields country-level results with a margin of error of +/-3 percentage points at a 95% confidence level. Previous surveys have been conducted in Eswatini in 2013, 2015, 2018, and 2022. IJR provided technical backstopping for the survey. Technical details of the survey, including descriptions of stratification and household selection, translation languages, and related information, can be found in the survey Technical Information Form that follows.

Below is an outline of the survey findings from all the questions posed to respondents. We also present the findings by some critical demographics such as gender and place of residence (urban-rural). In addition, responses to all questions in the survey can be disaggregated by gender, age, urban-rural residence, and other demographic variables. Visit our free online data analysis facility at <http://afrobarometer.org/online-data-analysis/analyse-online>.

Financial support for Afrobarometer is provided by Sweden via the Swedish International Development Cooperation Agency, the U.S. Agency for International Development (USAID) via the U.S. Institute of Peace, the Mo Ibrahim Foundation, the Open Society Foundations - Africa, Luminare, the William and Flora Hewlett Foundation, the Bill & Melinda Gates Foundation, the Mastercard Foundation, the David and Lucile Packard Foundation, the European Union Commission, the World Bank Group, the Ministry of Foreign Affairs of Finland, the Embassy of the Kingdom of the Netherlands in Uganda, the Embassy of Sweden in Zimbabwe, the Global Centre for Pluralism, and GIZ.

Contact information:

For more information, please visit www.afrobarometer.org or contact:

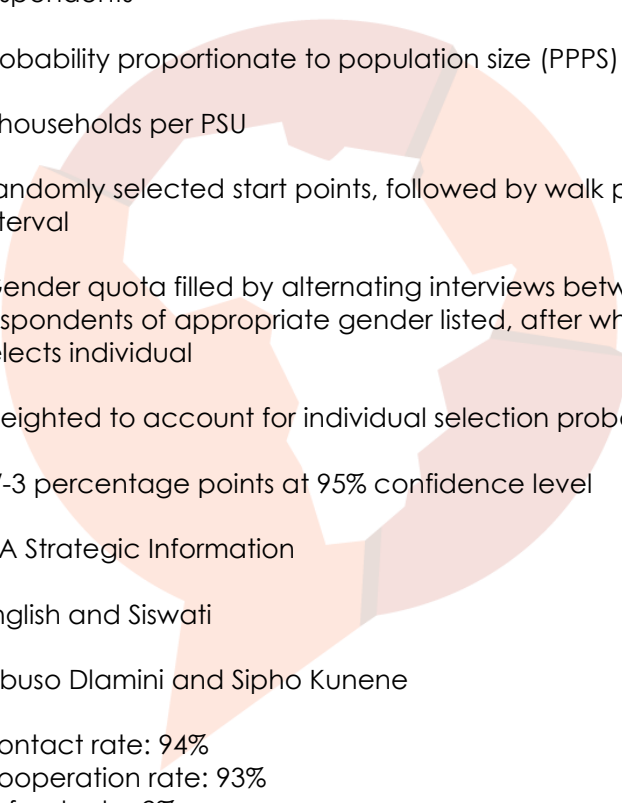
Mbuso Dlamini
Managing Director (National Investigator)
QA Strategic Information
info@qastrategicinfo.com
+268-2422 1934

Table of contents



Technical information form	4
Respondents and their households.....	5
Country's overall direction and most important problems.....	11
COVID-19	14
Economic life	19
Development and international relations	23
Democracy and politics	25
Responsive and transparent government	29
Freedoms.....	32
Citizenship and participation.....	33
Rule of law.....	35
Elections.....	37
Institutions and leaders.....	40
Corruption.....	43
Public services and government performance.....	46
Services and facilities in the enumeration area.....	46
Citizens' experiences with public services.....	49
Government performance	53
Gender equality and gender-based violence	57
Security, crime, and the police	67
Climate change and the environment.....	69
Media	74
Country-specific questions	76
Other	79

Technical information form



Universe:	Citizens of Eswatini who are 18 years and older
Sample design:	Nationally representative, random, clustered, stratified, multi-stage area probability sample
Stratification:	Region and urban-rural location
Stages:	Primary sampling units (PSUs) (from strata), start points, households, respondents
PSU selection:	Probability proportionate to population size (PPPS)
Cluster size:	8 households per PSU
Household selection:	Randomly selected start points, followed by walk pattern using 5/10 interval
Respondent selection:	Gender quota filled by alternating interviews between men and women; respondents of appropriate gender listed, after which computer randomly selects individual
Weighting:	Weighted to account for individual selection probabilities
Margin of error:	+/-3 percentage points at 95% confidence level
Fieldwork by:	QA Strategic Information
Survey languages:	English and Siswati
Main researchers:	Mbuso Dlamini and Siphon Kunene
Outcome rates:	Contact rate: 94% Cooperation rate: 93% Refusal rate: 2% Response rate: 87%
Dates of fieldwork:	4 October 2022 to 5 November 2022
Sample size:	1,200
Sampling frame:	Eswatini Central Statistics Office 2017 Population Census
EA substitution rate:	6/150 = 4%

Note: All figures in the following tables are percentages, rounded to one decimal place. Due to rounding, columns may not add up to exactly 100.0%. (Please note that Afrobarometer's general practice in most analysis and publications is to report findings rounded to whole numbers.) Readers are reminded that the sample size in Eswatini of 1,200 yields a margin of sampling error of +/-3 percentage points at a 95% confidence level. A dash ("-") or blank cell indicates that there were no responses in this category. For Questions 1 through 97, weighted frequency distributions are reported.

Note: This presentation of findings does NOT reflect the order in which survey questions were asked during the interview. We have numbered the questions as in the questionnaire but have ordered them by topic. To see the questionnaire, please visit www.afrobarometer.org.

Respondents and their households

Demographic distribution of the sample

		Unweighted	Weighted
Gender			
	Men	48.9	50.0
	Women	51.1	50.0
Location			
	Urban	27.2	26.7
	Rural	72.8	73.3
Region			
	Hhohho	29.9	30.0
	Manzini	34.0	34.0
	Lubombo	18.6	18.7
	Shiselweni	17.6	17.3
Education			
	No formal education	3.6	4.4
	Primary	12.6	13.7
	Secondary	57.6	55.2
	Post-secondary	25.9	26.5
	Refused	-	0.3
	Don't know	0.2	-
Religion			
	Christian	91.1	89.9
	Muslim	0.1	0.1
	Other	8.5	10.0
	Don't know	0.2	-

Q1. How old are you?

	Urban	Rural	Men	Women	Total
18-25 years	30.7	25.2	27.2	26.3	26.7
26-35 years	35.3	27.0	27.8	30.6	29.3
36-45 years	22.3	18.6	23.0	16.3	19.6
46-55 years	7.2	12.5	10.3	11.8	11.0
56-65 years	2.7	9.4	6.8	8.3	7.6
Over 65 years	1.0	6.0	4.2	5.0	4.6
Refused	0.9	1.3	0.7	1.7	1.2

Q2. What is the primary language you speak in your home now?

	Urban	Rural	Men	Women	Total
English	13.6	6.4	9.4	7.4	8.4
siSwati	85.5	93.4	90.2	92.3	91.3
Zulu	0.9	0.1	0.4	0.3	0.3

Q84A. What is your ethnic community or cultural group?

	Urban	Rural	Men	Women	Total
Shangaan	0.2	0.1	0.3	-	0.1
Zulu	0.2	1.0	1.3	0.4	0.8
National identity (Swati) only, or "doesn't think of self in those terms"	98.2	98.8	97.8	99.5	98.7
Other	0.3	-	0.2	-	0.1
Refused to answer	1.1	-	0.5	0.1	0.3

Q94. What is your highest level of education?

	Urban	Rural	Men	Women	Total
No formal schooling	0.5	4.1	2.0	4.2	3.1
Informal schooling only (including Koranic schooling)	-	0.7	1.0	-	0.5
Some primary schooling	2.3	6.4	5.0	5.6	5.3
Primary school completed	3.5	8.8	6.3	8.4	7.4
Intermediate school or Some secondary school / high school	14.7	16.5	18.0	14.1	16.0
Secondary school / high school completed	40.5	42.1	37.5	45.6	41.6
Post-secondary qualifications, other than university e.g. a diploma or degree from a polytechnic or college	8.5	3.6	5.8	4.0	4.9
Some university	6.2	4.8	6.2	4.2	5.2
University completed	20.5	11.5	15.6	12.4	14.0
Post-graduate	3.3	1.3	2.4	1.3	1.8
Refused	-	0.3	0.2	0.3	0.2

Q95. What is your religion, if any?

	Urban	Rural	Men	Women	Total
None	8.6	7.8	11.4	4.8	8.0
Christian only (i.e., respondents says only "Christian", without identifying a specific sub-group)	70.4	62.8	61.0	68.5	64.8
Roman Catholic	4.1	4.6	5.0	4.0	4.5
Anglican	0.8	2.6	1.5	2.7	2.1
Lutheran	1.3	0.7	0.6	1.1	0.8
Methodist	3.6	2.0	1.5	3.3	2.4
Baptist	-	0.6	0.5	0.4	0.4
Quaker / Friends	-	0.2	0.2	-	0.1
Evangelical	1.1	3.4	2.5	3.1	2.8
Pentecostal (e.g., "Born Again" and/or "Saved")	2.1	0.3	0.9	0.7	0.8
Independent (e.g., "African Independent Church")	-	0.2	-	0.2	0.1
Jehovah's Witness	0.3	1.2	1.4	0.5	1.0
Seventh Day Adventist	0.4	0.6	0.5	0.7	0.6
Muslim only (i.e., respondents says only "Muslim", without identifying a specific sub-group)	0.5	-	0.3	-	0.1
Traditional / ethnic religion	1.2	0.2	0.6	0.4	0.5
Dutch Reformed	-	0.0	-	0.1	0.0
Church of Christ	0.6	1.9	2.3	0.9	1.6
Zionist Christian Church	5.0	10.6	9.8	8.4	9.1
Refused	-	0.2	-	0.3	0.1
Don't know	-	0.0	-	0.1	0.0

Q90A. Which of these things do you personally own? [If "No":] Does anyone else in your household own one: Radio?

	Urban	Rural	Men	Women	Total
No, no one in the household owns	17.8	15.3	14.6	17.3	16.0
Someone else in household owns	26.4	21.8	19.9	26.1	23.1
Yes (personally owns)	54.9	62.8	64.9	56.6	60.7
Refused	0.7	-	0.4	-	0.2
Don't know	0.2	0.0	0.2	-	0.1

Q90B. Which of these things do you personally own? [If "No":] Does anyone else in your household own one: Television?

	Urban	Rural	Men	Women	Total
No, no one in the household owns	10.7	18.0	16.9	15.2	16.0
Someone else in household owns	25.2	20.6	18.3	25.3	21.9
Yes (personally owns)	63.4	61.4	64.5	59.5	61.9
Refused	0.7	-	0.4	-	0.2
Don't know	-	0.0	0.1	-	0.0

Q90C. Which of these things do you personally own? [If “No”:] Does anyone else in your household own one: Motor vehicle or motorcycle?

	Urban	Rural	Men	Women	Total
No, no one in the household owns	53.8	57.0	53.6	58.6	56.1
Someone else in household owns	24.8	23.3	21.5	25.8	23.7
Yes (personally owns)	20.7	19.5	24.3	15.5	19.8
Refused	0.7	-	0.4	-	0.2
Don't know	-	0.2	0.2	0.1	0.2

Q90D. Which of these things do you personally own? [If “No”:] Does anyone else in your household own one: Computer?

	Urban	Rural	Men	Women	Total
No, no one in the household owns	43.6	59.0	51.9	57.6	54.8
Someone else in household owns	17.1	16.7	17.6	16.1	16.8
Yes (personally owns)	38.7	23.9	30.1	25.8	27.9
Refused	0.7	-	0.4	-	0.2
Don't know	-	0.4	0.1	0.5	0.3

Q90E. Which of these things do you personally own? [If “No”:] Does anyone else in your household own one: Bank account?

	Urban	Rural	Men	Women	Total
No, no one in the household owns	5.6	15.1	10.8	14.2	12.5
Someone else in household owns	12.2	18.3	15.6	17.7	16.7
Yes (personally owns)	81.2	66.3	72.6	68.1	70.3
Refused	0.7	-	0.4	-	0.2
Don't know	0.3	0.3	0.6	-	0.3

Q90F. Which of these things do you personally own? [If “No”:] Does anyone else in your household own one: Mobile phone?

	Urban	Rural	Men	Women	Total
No, no one in the household owns	1.0	2.0	1.5	1.9	1.7
Someone else in household owns	1.7	3.6	3.4	2.9	3.1
Yes (personally owns)	96.6	94.4	94.7	95.3	95.0
Refused	0.7	-	0.4	-	0.2

Q90G. Does your phone have access to the Internet?

	Urban	Rural	Men	Women	Total
No (Does not have internet access)	14.0	34.0	26.5	30.5	28.5
Yes (Have internet)	82.5	60.3	68.1	64.6	66.3
Not applicable	3.4	5.6	5.3	4.7	5.0
Don't know	0.1	0.1	0.1	0.1	0.1

Q90H. How often do you use: A mobile phone?

	Urban	Rural	Men	Women	Total
Never	0.4	2.5	1.1	2.7	1.9
Less than once a month	-	1.1	1.1	0.5	0.8
A few times a month	0.9	0.8	0.8	0.8	0.8
A few times a week	3.2	5.5	4.6	5.0	4.8
Every day	95.5	90.2	92.3	91.0	91.6

Q90I. How often do you use: The Internet?

	Urban	Rural	Men	Women	Total
Never	12.7	36.4	28.4	31.5	30.0
Less than once a month	2.7	1.9	2.1	2.1	2.1
A few times a month	4.3	3.5	4.1	3.3	3.7
A few times a week	16.3	13.5	13.4	15.1	14.2
Every day	63.8	44.5	51.6	47.8	49.7
Don't know	0.2	0.3	0.4	0.2	0.3

Q91A. What is your main source of water for household use?

	Urban	Rural	Men	Women	Total
Piped water into dwelling	46.9	15.5	23.7	24.3	24.0
Piped water into yard, plot or compound	41.9	31.8	33.6	35.4	34.5
Public tap or standpipe	9.0	16.9	14.8	14.7	14.7
Tubewell or borehole	0.4	6.3	5.4	3.9	4.7
Protected dug well	0.1	2.5	1.5	2.2	1.8
Unprotected dug well	0.2	2.6	1.9	1.9	1.9
Protected spring	-	0.9	0.2	1.1	0.6
Unprotected spring	-	1.0	0.6	0.9	0.8
Rainwater collection	-	3.3	3.0	1.9	2.4
Bottled water	-	0.3	0.3	0.2	0.2
Purchased from a cart with a small tank or drum	0.7	2.4	2.5	1.4	1.9
Purchased from a tanker truck	0.4	4.9	3.5	3.9	3.7
Surface water, like a river, dam, lake, pond, stream, canal or irrigation channel	0.4	11.2	8.5	8.0	8.2
Other	-	0.6	0.5	0.4	0.4

Q91B. Please tell me whether each of the following is available inside your house, inside your compound, or outside your compound: Your main source of water for household use?

	Urban	Rural	Men	Women	Total
Inside the house	42.1	11.9	21.3	18.9	20.1
Inside the compound	46.8	44.3	44.3	45.6	45.0
Outside the compound	11.1	43.9	34.4	35.5	35.0

Q91C. Please tell me whether each of the following is available inside your house, inside your compound, or outside your compound: A toilet or latrine?

	Urban	Rural	Men	Women	Total
No, none available	4.2	0.8	1.4	2.0	1.7
Yes, inside the house	38.4	11.6	20.5	17.3	18.9
Yes, inside the compound	50.9	75.8	67.5	70.6	69.1
Yes, outside the compound	6.6	11.8	10.6	10.1	10.4

Q92A. Do you have an electric connection to your home from the EEC power grid?

	Urban	Rural	Men	Women	Total
No	6.2	9.0	9.3	7.3	8.3
Yes	93.8	91.0	90.7	92.7	91.7

Q92B. [If yes to Q92A] How often is electricity actually available from this connection?

	Urban	Rural	Men	Women	Total
Never	3.6	1.3	2.5	1.3	1.9
Occasionally	12.2	17.5	16.4	15.8	16.1
About half of the time	11.1	15.5	14.7	13.9	14.3
Most of the time	30.4	33.8	30.1	35.4	32.8
All of the time	36.2	22.9	26.7	26.3	26.5
Not applicable	6.2	9.0	9.3	7.3	8.3
Refused	0.4	-	0.2	-	0.1
Don't know	-	0.1	0.1	-	0.0

Country's overall direction and most important problems

Q3. Let's start with your general view about the current direction of our country. Some people might think the country is going in the wrong direction. Others may feel it is going in the right direction. So let me ask YOU about the overall direction of the country: Would you say that the country is going in the wrong direction or going in the right direction?

	Urban	Rural	Men	Women	Total
Going in the wrong direction	80.8	84.6	84.9	82.3	83.6
Going in the right direction	13.1	13.1	12.7	13.5	13.1
Refused	-	0.3	0.5	-	0.2
Don't know	6.0	1.9	1.9	4.2	3.1

Q45.P11. In your opinion, what are the most important problems facing this country that government should address? (1st response)

	Urban	Rural	Men	Women	Total
Nothing/ no problems	-	0.3	0.5	-	0.2
Management of the economy	5.3	3.7	4.1	4.2	4.1
Wages, incomes and salaries	10.4	11.8	10.7	12.0	11.4
Unemployment	28.8	25.2	26.0	26.3	26.1
Poverty/destitution	2.2	2.6	3.8	1.3	2.5
Rates and Taxes	2.0	0.9	1.7	0.8	1.2
Loans / credit	-	0.3	0.4	-	0.2
Farming/agriculture	-	1.3	1.2	0.7	0.9
Food shortage/famine	3.3	4.1	3.8	4.0	3.9
Drought	1.1	0.4	1.1	0.1	0.6
Land	-	0.1	0.1	0.1	0.1
Transportation	0.2	1.1	0.3	1.4	0.9
Infrastructure / roads	2.0	6.8	5.1	5.9	5.5
Education	10.5	6.0	6.1	8.2	7.2
Housing	0.9	0.4	0.9	0.2	0.6
Electricity	0.4	0.1	-	0.3	0.2
Water supply	1.3	6.3	4.9	4.9	4.9
Orphans/street children/homeless children	0.4	1.2	1.0	0.9	1.0
Services (other)	1.0	2.3	2.0	1.9	1.9
Health	6.0	4.8	5.4	4.8	5.1
Sickness / Disease	-	0.3	-	0.5	0.2
Crime and security	4.3	3.0	2.9	3.8	3.3
Corruption	7.5	2.0	4.6	2.4	3.5
Political violence	0.5	1.5	1.1	1.3	1.2
Political instability/political divisions/ ethnic tensions	1.5	2.0	1.6	2.2	1.9
Discrimination/ inequality	1.0	0.5	0.8	0.4	0.6
Gender issues / women's rights	0.8	0.6	0.8	0.5	0.6
Democracy/political rights	5.9	5.7	5.6	5.9	5.7
Agricultural marketing	-	0.3	0.4	-	0.2
Climate change	-	0.1	0.1	0.1	0.1

COVID-19	-	0.3	0.1	0.4	0.2
Other responses	0.7	0.1	0.4	0.2	0.3
Refused	1.1	2.4	1.8	2.4	2.1
Don't know	1.2	1.6	1.1	1.9	1.5

Q45.P12. In your opinion, what are the most important problems facing this country that government should address? (2nd response)

	Urban	Rural	Men	Women	Total
Management of the economy	6.8	4.2	5.6	4.2	4.9
Wages, incomes and salaries	15.7	8.2	8.3	12.1	10.3
Unemployment	11.4	13.8	13.2	13.1	13.2
Poverty/destitution	2.8	3.9	3.4	3.7	3.6
Rates and Taxes	3.3	1.6	1.9	2.3	2.1
Loans / credit	1.1	1.1	1.2	1.0	1.1
Farming/agriculture	0.7	1.5	1.2	1.3	1.3
Food shortage/famine	3.9	4.9	3.8	5.5	4.7
Drought	-	1.1	0.9	0.7	0.8
Land	0.2	0.7	0.1	1.0	0.6
Transportation	-	2.2	1.0	2.1	1.6
Communications	-	0.2	0.2	0.1	0.1
Infrastructure / roads	4.0	8.8	7.1	7.9	7.5
Education	11.1	10.5	11.2	10.1	10.6
Housing	0.6	1.0	1.4	0.3	0.9
Electricity	0.7	0.4	0.8	0.2	0.5
Water supply	1.2	4.6	4.7	2.8	3.7
Orphans/street children/homeless children	2.4	1.9	2.7	1.4	2.0
Services (other)	1.0	0.6	0.6	0.8	0.7
Health	9.3	7.9	8.1	8.4	8.2
Crime and security	4.9	2.6	2.9	3.6	3.3
Corruption	2.8	1.7	1.6	2.3	2.0
Political violence	0.6	1.2	1.6	0.4	1.0
Political instability/political divisions/ ethnic tensions	0.3	0.9	0.9	0.5	0.7
Discrimination/ inequality	0.7	0.1	0.5	-	0.2
Gender issues / women's rights	2.4	1.3	1.5	1.6	1.6
Democracy/political rights	2.2	4.3	5.4	2.2	3.8
War (international)	0.3	-	-	0.1	0.1
Climate change	-	0.1	0.2	-	0.1
COVID-19	-	0.1	-	0.1	0.1
Other responses	0.4	-	0.1	0.1	0.1
No further reply	9.0	8.8	8.1	9.6	8.8

Q45.P13. In your opinion, what are the most important problems facing this country that government should address? (3rd response)

	Urban	Rural	Men	Women	Total
Management of the economy	6.8	5.2	6.2	5.0	5.6
Wages, incomes and salaries	11.0	7.3	8.8	7.9	8.3
Unemployment	10.9	11.1	13.5	8.8	11.1
Poverty/destitution	1.9	1.6	2.0	1.4	1.7
Rates and Taxes	3.2	1.6	1.8	2.3	2.0
Loans / credit	0.6	1.4	0.9	1.5	1.2
Farming/agriculture	-	0.5	0.3	0.4	0.3
Food shortage/famine	2.6	3.6	2.4	4.2	3.4
Drought	0.2	1.0	0.6	1.0	0.8
Land	0.8	0.3	0.2	0.7	0.5
Transportation	0.5	1.7	1.7	1.1	1.4
Infrastructure / roads	4.2	4.8	5.5	3.8	4.6
Education	8.7	9.5	7.3	11.2	9.3
Housing	0.5	0.9	0.8	0.8	0.8
Electricity	0.3	0.6	0.4	0.7	0.6
Water supply	1.2	4.7	4.1	3.4	3.8
Orphans/street children/homeless children	2.7	1.5	1.2	2.4	1.8
Services (other)	2.1	2.0	1.9	2.1	2.0
Health	7.5	8.4	7.9	8.4	8.2
AIDS		0.3	0.4	0.1	0.2
Crime and security	3.9	2.1	2.3	2.8	2.6
Corruption	2.0	2.5	2.4	2.2	2.3
Political violence	0.8	1.1	1.2	0.8	1.0
Political instability/political divisions/ ethnic tensions	2.0	2.5	2.3	2.4	2.3
Discrimination/ inequality	0.8	0.6	0.6	0.6	0.6
Gender issues / women's rights	1.6	1.0	1.6	0.7	1.2
Democracy/political rights	4.8	3.5	4.7	2.9	3.8
Agricultural marketing	-	0.2	0.1	0.3	0.2
Climate change	-	0.3	0.3	0.2	0.2
COVID-19	1.1	0.2	0.8	0.2	0.5
Other responses	-	0.7	0.4	0.6	0.5
No further reply	17.3	17.3	15.5	19.0	17.3

COVID-19

Now I would like to ask you some questions about the COVID-19 pandemic that has been affecting our country and the world since early 2020.

Q57A. Please tell me whether you personally or any other member of your household have been affected in any of the following ways by the COVID-19 pandemic: Became ill with, or tested positive for, COVID-19?

	Urban	Rural	Men	Women	Total
Yes	35.0	25.1	26.6	29.0	27.8
No	64.8	74.9	73.4	70.9	72.1
Don't know	0.2	-	-	0.1	0.1

Q57B. Please tell me whether you personally or any other member of your household have been affected in any of the following ways by the COVID-19 pandemic: Temporarily or permanently lost a job, business or primary source of income?

	Urban	Rural	Men	Women	Total
Yes	39.5	34.4	37.3	34.3	35.8
No	60.2	65.5	62.5	65.5	64.0
Refused	0.3	-	-	0.2	0.1
Don't know	-	0.1	0.2	-	0.1

Q65A. Since the start of the COVID-19 pandemic, have you or your household received any assistance from government, like food, cash payments, relief from bill payments, or other assistance that you were not normally receiving before the pandemic?

	Urban	Rural	Men	Women	Total
No	81.3	73.1	76.4	74.3	75.3
Yes	18.7	25.7	22.9	24.7	23.8
Don't know	-	1.1	0.6	1.0	0.8

Q65B. Do you think that the distribution of government support to people during the COVID-19 pandemic, for example through food packages or cash payments, has been fair or unfair?

	Urban	Rural	Men	Women	Total
Very unfairly	54.3	53.7	57.1	50.8	53.8
Somewhat unfairly	29.9	29.7	29.6	29.9	29.8
Somewhat fairly	8.0	10.0	7.7	11.0	9.4
Very fairly	3.6	3.7	3.7	3.7	3.7
Don't know	4.2	3.0	1.9	4.6	3.3

Q58A. Have you received a vaccination against COVID-19, either one or two doses?

	Urban	Rural	Men	Women	Total
No	37.2	28.6	30.9	30.9	30.9
Yes	62.8	71.4	69.1	69.1	69.1

Q58B. If a vaccine for COVID-19 is available, how likely are you to try to get vaccinated?

	Urban	Rural	Men	Women	Total
Very unlikely	20.7	16.2	18.7	16.1	17.4
Somewhat unlikely	6.0	5.7	4.5	7.0	5.8
Somewhat likely	6.6	4.0	5.0	4.4	4.7
Very likely	3.8	2.3	2.4	3.0	2.7
Not applicable	62.8	71.4	69.1	69.1	69.1
Don't know	0.1	0.5	0.4	0.4	0.4

Q58C. [If answer to Q58B is "very unlikely" or "Somewhat unlikely":] What is the main reason that you would be unlikely to get a COVID-19 vaccine?

	Urban	Rural	Men	Women	Total
COVID doesn't exist / COVID is not real	0.4	0.5	0.7	0.2	0.4
Not worried about COVID / COVID is not serious or life-threatening/not deadly	0.6	0.6	1.1	0.1	0.6
I am at no risk or low risk for getting COVID / Small chance of contracting COVID	0.4	0.5	0.9	0.1	0.5
I already had COVID and believe I am immune	0.7	0.3	0.5	0.2	0.4
God will protect me	0.7	1.0	0.8	1.0	0.9
Don't trust the vaccine/worried about getting fake or counterfeit vaccine	5.5	5.4	6.2	4.7	5.4
Vaccine is not safe	4.3	4.8	4.3	5.1	4.7
Vaccine was developed too quickly	1.5	0.6	0.5	1.2	0.8
Vaccine is not effective / Vaccinated people can still get COVID	0.8	0.5	0.5	0.8	0.6
Vaccine may cause COVID	1.0	0.2	0.4	0.4	0.4
Vaccine may cause infertility	0.6	0.5	0.5	0.5	0.5
Vaccine may cause other bad side effects	1.8	1.3	1.9	0.9	1.4
Vaccines are being used to control or track people	0.4	0.1	-	0.3	0.2
People are being experimented on with vaccines	0.4	-	-	0.2	0.1
Afraid of vaccines in general	0.8	1.3	1.0	1.3	1.2
Allergic to vaccines	0.2	0.4	0.2	0.5	0.3
Don't like needles	1.1	1.1	0.8	1.4	1.1
Don't trust the vaccine source / Will wait for other vaccines	0.7	0.8	0.5	1.0	0.8
It is too difficult to get the vaccine, e.g. have to travel far	-	0.2	-	0.2	0.1
I will get the vaccine later	3.0	0.9	1.4	1.6	1.5
Religious objections to vaccines in general or to the COVID vaccine	0.6	0.2	0.2	0.3	0.3
Some other reason	0.8	0.6	0.6	0.7	0.7
Not applicable	73.2	78.1	76.8	76.8	76.8
Refused to answer	0.1	0.1	0.2	-	0.1

Don't know	0.2	0.2		0.5	0.2
Not worried about COVID / COVID is not serious or life-threatening/not deadly	0.6	0.6	1.1	0.1	0.6
I am at no risk or low risk for getting COVID / Small chance of contracting COVID	0.4	0.5	0.9	0.1	0.5

Q59. How much do you trust the government to ensure that any vaccine for COVID-19 that is developed or offered to Eswatini citizens is safe before it is used in this country?

	Urban	Rural	Men	Women	Total
Not at all	34.8	32.8	35.5	31.3	33.4
Just a little	27.0	21.7	21.2	25.0	23.2
Somewhat	26.6	25.9	25.7	26.4	26.1
A lot	10.7	17.2	15.0	15.9	15.5
Refused	-	0.1	0.2	-	0.1
Don't know	0.9	2.2	2.5	1.3	1.9

Q60. How well or badly would you say the current government has managed the response to the COVID-19 pandemic?

	Urban	Rural	Men	Women	Total
Very badly	19.6	20.1	19.6	20.3	20.0
Fairly badly	23.8	16.0	17.3	18.9	18.1
Fairly well	43.9	50.4	50.4	46.9	48.6
Very well	10.2	10.4	10.8	9.9	10.3
Refused	0.2		0.1		0.1
Don't know	2.2	3.2	1.8	4.0	2.9

Q61A. How satisfied or dissatisfied are you with the government's response to COVID-19 in the following areas: Providing relief to vulnerable households?

	Urban	Rural	Men	Women	Total
Not at all satisfied	31.8	21.1	21.9	26.0	24.0
Not very satisfied	37.0	42.1	42.8	38.8	40.7
Fairly satisfied	20.6	26.6	23.5	26.4	25.0
Very satisfied	5.7	7.2	7.6	6.0	6.8
Don't know	4.9	2.9	4.2	2.8	3.5

Q61B. How satisfied or dissatisfied are you with the government's response to COVID-19 in the following areas: Ensuring that disruptions to children's education are kept to a minimum?

	Urban	Rural	Men	Women	Total
Not at all satisfied	28.2	22.8	22.7	25.7	24.2
Not very satisfied	33.9	38.3	36.8	37.4	37.1
Fairly satisfied	28.9	31.1	31.8	29.2	30.5
Very satisfied	7.4	6.9	7.0	7.0	7.0
Don't know	1.7	0.9	1.6	0.7	1.1

Q61C. How satisfied or dissatisfied are you with the government's response to COVID-19 in the following areas: Making sure that health facilities have adequate resources to respond to the COVID-19 pandemic?

	Urban	Rural	Men	Women	Total
Not at all satisfied	24.2	19.9	20.6	21.5	21.1
Not very satisfied	34.7	36.4	38.0	33.9	35.9
Fairly satisfied	30.0	32.9	29.0	35.0	32.1
Very satisfied	9.2	8.2	9.4	7.6	8.5
Refused	-	0.1	0.1	-	0.1
Don't know	2.0	2.6	3.0	1.9	2.4

Q62. Considering all of the funds and resources that were available to the government for combating and responding to the COVID-19 pandemic, how much do you think was lost or stolen due to corruption?

	Urban	Rural	Men	Women	Total
A lot	71.1	65.2	68.7	64.9	66.8
Some	11.4	12.0	11.6	12.1	11.9
A little	4.7	5.8	4.6	6.4	5.5
None	0.3	2.4	2.3	1.4	1.8
Refused	-	0.3	0.2	0.2	0.2
Don't know	12.5	14.3	12.6	14.9	13.8

Q63A. When the country is facing a public health emergency like the COVID-19 pandemic, do you agree or disagree that it is justified for the government to temporarily limit democracy or democratic freedoms by taking the following measures: Censoring media reporting?

	Urban	Rural	Men	Women	Total
Strongly disagree	21.6	17.9	19.1	18.8	18.9
Disagree	38.6	37.6	39.7	36.2	37.9
Neither agree nor disagree	7.2	8.3	6.3	9.6	8.0
Agree	23.3	27.8	27.4	25.8	26.6
Strongly agree	3.9	1.8	1.9	2.9	2.4
Don't know	5.4	6.5	5.6	6.8	6.2

Q63B. When the country is facing a public health emergency like the COVID-19 pandemic, do you agree or disagree that it is justified for the government to temporarily limit democracy or democratic freedoms by taking the following measures: Using the police and security forces to enforce public health mandates like restrictions on public gatherings or wearing face masks?

	Urban	Rural	Men	Women	Total
Strongly disagree	7.4	5.5	6.9	5.1	6.0
Disagree	17.4	15.9	16.2	16.4	16.3
Neither agree nor disagree	7.7	4.8	6.1	5.0	5.5
Agree	49.3	53.2	52.3	51.9	52.1
Strongly agree	17.7	19.2	17.4	20.1	18.8
Refused	-	0.1	0.2	-	0.1

Q63C. When the country is facing a public health emergency like the COVID-19 pandemic, do you agree or disagree that it is justified for the government to temporarily limit democracy or democratic freedoms by taking the following measures: Postponing elections?

	Urban	Rural	Men	Women	Total
Strongly disagree	9.5	8.2	9.5	7.6	8.5
Disagree	15.8	21.3	18.8	20.8	19.8
Neither agree nor disagree	7.1	8.9	8.0	8.7	8.4
Agree	44.8	42.1	46.9	39.0	42.8
Strongly agree	14.6	12.8	11.5	15.1	13.3
Refused	-	0.2	0.2	0.1	0.2

Q64A. After experiencing the COVID-19 pandemic in [Botswana], how prepared or unprepared do you think the government will be to deal with future public health emergencies?

	Urban	Rural	Men	Women	Total
Very unprepared	52.9	49.5	52.6	48.4	50.4
Somewhat unprepared	19.2	17.8	17.9	18.4	18.2
Somewhat prepared	17.2	20.6	18.9	20.5	19.7
Very prepared	7.8	7.7	7.7	7.8	7.7
Don't know	2.9	4.4	2.9	5.0	4.0

Q64B. Do you agree or disagree with the following statement: Our government needs to invest more of our health resources in special preparations to respond to health emergencies like COVID-19, even if it means fewer resources are available for other health services?

	Urban	Rural	Men	Women	Total
Strongly disagree	15.8	15.8	15.9	15.8	15.8
Disagree	15.2	15.2	16.0	14.3	15.2
Neither agree nor disagree	11.6	9.9	10.3	10.3	10.3
Agree	36.0	35.6	35.2	36.3	35.8
Strongly agree	20.3	22.6	21.6	22.3	22.0
Don't know	1.1	0.8	0.9	0.9	0.9

Economic life

Let's discuss economic conditions.

Q4A. In general, how would you describe the present economic condition of this country?

	Urban	Rural	Men	Women	Total
Very bad	54.8	57.6	58.4	55.4	56.8
Fairly bad	29.5	28.7	27.8	30.0	28.9
Neither good nor bad	8.3	7.4	7.4	7.8	7.6
Fairly good	5.1	3.7	4.1	4.1	4.1
Very good	1.6	1.6	1.2	2.1	1.6
Don't know	0.7	0.9	1.1	0.6	0.9

Q4B. In general, how would you describe your own present living conditions?

	Urban	Rural	Men	Women	Total
Very bad	30.9	38.3	36.4	36.2	36.3
Fairly bad	31.0	31.8	32.5	30.7	31.6
Neither good nor bad	17.3	14.8	14.1	16.9	15.5
Fairly good	18.3	12.8	14.7	13.9	14.3
Very good	2.4	2.1	2.2	2.2	2.2
Don't know	-	0.2	0.1	0.2	0.1

Q5A. Looking back, how do you rate economic conditions in this country compared to 12 months ago?

	Urban	Rural	Men	Women	Total
Much worse	47.1	52.5	47.7	54.3	51.0
Worse	22.9	24.4	28.2	20.0	24.0
Same	19.2	11.1	13.4	13.2	13.3
Better	6.8	8.5	7.5	8.6	8.1
Much better	2.8	2.7	2.8	2.7	2.8
Don't know	1.1	0.8	0.4	1.3	0.9

Q5B. Looking ahead, do you expect economic conditions in this country to be better or worse in 12 months' time?

	Urban	Rural	Men	Women	Total
Much worse	51.7	55.8	54.0	55.4	54.7
Worse	17.4	15.7	17.6	14.8	16.1
Same	17.0	13.4	14.5	14.2	14.4
Better	7.3	9.2	9.0	8.4	8.7
Much better	1.8	2.8	2.5	2.6	2.6
Don't know	4.8	3.0	2.5	4.5	3.5

Q6A. Over the past year, how often, if ever, have you or anyone in your family gone without: Enough food to eat?

	Urban	Rural	Men	Women	Total
Never	46.6	29.8	32.9	35.8	34.3
Just once or twice	23.8	23.8	24.8	22.8	23.8
Several times	11.6	23.3	21.7	18.6	20.1
Many times	12.6	15.3	13.2	16.0	14.6
Always	5.4	7.6	7.2	6.8	7.0
Don't know	-	0.2	0.3		0.1

Q6B. Over the past year, how often, if ever, have you or anyone in your family gone without: Enough clean water for home use?

	Urban	Rural	Men	Women	Total
Never	63.7	38.3	43.1	47.1	45.2
Just once or twice	11.6	16.3	17.1	13.2	15.1
Several times	12.5	20.4	16.7	19.8	18.3
Many times	5.2	13.4	13.1	9.4	11.2
Always	6.9	11.5	10.0	10.6	10.3

Q6C. Over the past year, how often, if ever, have you or anyone in your family gone without: Medicines or medical treatment?

	Urban	Rural	Men	Women	Total
Never	28.5	18.9	21.9	21.2	21.5
Just once or twice	21.4	20.7	21.3	20.4	20.9
Several times	22.9	31.6	28.4	30.0	29.2
Many times	15.9	19.7	18.5	18.8	18.6
Always	11.2	8.2	8.9	9.1	9.0
Don't know	0.2	1.0	1.0	0.5	0.8

Q6D. Over the past year, how often, if ever, have you or anyone in your family gone without: Enough fuel to cook your food?

	Urban	Rural	Men	Women	Total
Never	44.3	37.2	37.9	40.3	39.1
Just once or twice	23.9	25.4	22.7	27.2	25.0
Several times	14.0	19.7	21.1	15.4	18.2
Many times	11.4	11.4	11.6	11.3	11.4
Always	6.4	6.0	6.8	5.5	6.1
Don't know	-	0.2	0.0	0.3	0.2

Q6E. Over the past year, how often, if ever, have you or anyone in your family gone without: A cash income?

	Urban	Rural	Men	Women	Total
Never	29.2	18.3	21.8	20.8	21.3
Just once or twice	16.9	21.5	20.5	20.0	20.3
Several times	25.2	26.0	22.8	28.7	25.8
Many times	18.3	19.4	21.4	16.8	19.1
Always	7.7	14.3	12.6	12.4	12.5
Don't know	2.7	0.5	0.9	1.2	1.1

Q33I. How often, if ever, are people treated unfairly by the government based on their economic status, that is, how rich or poor they are?

	Urban	Rural	Men	Women	Total
Never	5.7	12.9	9.7	12.1	10.9
Sometimes	22.3	16.1	20.2	15.5	17.8
Often	35.9	44.8	42.6	42.1	42.4
Always	32.8	20.8	22.9	25.2	24.1
Don't know	3.2	5.5	4.6	5.1	4.9

Q93A. Do you have a job that pays a cash income? [If "Yes":] Is it full time or part time? [If "No":] Are you currently looking for a job?

	Urban	Rural	Men	Women	Total
No (not looking)	18.7	29.5	22.1	30.8	26.5
No (looking)	30.7	44.0	43.4	37.5	40.4
Yes, part time	19.4	10.7	13.3	12.9	13.1
Yes, full time	30.6	15.8	21.2	18.5	19.8
Refused	0.6	-	-	0.3	0.2

Q93B. What is your main occupation? [If unemployed, retired, or disabled:] What was your last main occupation?

	Urban	Rural	Men	Women	Total
Never had a job	8.4	19.1	16.7	15.7	16.2
Student	14.6	9.7	9.9	12.2	11.1
Housewife / homemaker	4.5	9.7	1.6	14.8	8.3
Agriculture / farming / fishing / forestry	5.5	10.9	12.6	6.5	9.5
Trader / hawker / vendor	11.8	9.4	6.6	13.3	10.0
Retail / Shop	8.4	4.0	4.7	5.6	5.2
Unskilled manual worker (e.g., cleaner, laborer, domestic help, unskilled manufacturing worker)	13.9	16.8	15.8	16.1	16.0
Artisan or skilled manual worker (e.g., trades like electrician, mechanic, machinist or skilled manufacturing worker)	9.4	5.5	11.7	1.6	6.6
Clerical or secretarial	4.1	2.4	3.1	2.7	2.9
Supervisor / Foreman / Senior Manager	2.6	1.0	2.1	0.9	1.5
Security services (police, army, private security)	2.0	2.7	3.8	1.3	2.5
Mid-level professional (e.g., teacher, nurse, mid-level government officer)	7.3	5.8	5.6	6.9	6.2
Upper-level professional (e.g., banker/finance, doctor, lawyer, engineer, accountant, professor, senior-level government)	6.0	1.7	4.2	1.5	2.8
Refused	1.4	0.7	0.9	0.9	0.9
Don't know	-	0.5	0.6	0.1	0.4

Q93C. What is the main way that decisions are made about how to use any money that you have or earn, for example from a job, a business, selling things or other activities?

	Urban	Rural	Men	Women	Total
You make the decisions yourself	52.8	52.0	54.6	50.0	52.3
Your spouse makes the decisions	6.5	4.4	3.8	6.1	5.0
You make the decisions jointly with your spouse	15.6	18.2	16.5	18.4	17.5
You make the decisions jointly with other family members	17.1	18.4	17.3	18.7	18.0
Other family members make the decisions without you	6.3	5.3	5.8	5.4	5.6
None of the above / Some other response	-	0.0	0.0	-	0.0
Not applicable, no earnings	1.4	0.5	0.6	1.0	0.8
Refused to Answer	0.2	0.3	0.3	0.2	0.2
Don't know	-	0.9	1.1	0.3	0.7



Development and international relations

See related questions under “Public services and government performance.”

Q77. How much influence do you think China's economic activities in [Botswana] have on our economy, or haven't you heard enough to say?

	Urban	Rural	Men	Women	Total
None	3.1	1.7	2.3	1.9	2.1
A little	9.3	8.8	8.0	9.8	8.9
Some	16.7	19.6	19.2	18.5	18.8
A lot	58.3	53.2	54.7	54.5	54.6
Refused	0.4		0.2		0.1
Don't know / Haven't heard enough	12.2	16.7	15.5	15.4	15.5

Q78A. Do you think that the economic and political influence of each of the following countries on [Botswana] is mostly positive, mostly negative, or haven't you heard enough to say: China?

	Urban	Rural	Men	Women	Total
Very negative	2.6	1.6	1.6	2.2	1.9
Somewhat negative	4.0	2.5	3.2	2.7	2.9
Neither positive nor negative	5.7	6.1	6.1	5.9	6.0
Somewhat positive	35.0	32.7	33.3	33.4	33.4
Very positive	36.6	40.2	40.2	38.3	39.2
Don't know	16.1	16.9	15.6	17.6	16.6

Q78B. Do you think that the economic and political influence of each of the following countries on [Botswana] is mostly positive, mostly negative, or haven't you heard enough to say: United States?

	Urban	Rural	Men	Women	Total
Very negative	0.4	0.8	0.8	0.7	0.7
Somewhat negative	3.5	2.9	3.9	2.2	3.0
Neither positive nor negative	11.8	10.9	11.3	10.9	11.1
Somewhat positive	31.5	29.6	31.6	28.7	30.1
Very positive	22.8	21.3	20.4	22.9	21.7
Don't know	30.0	34.6	32.0	34.6	33.3

Q78C. Do you think that the economic and political influence of each of the following countries on [Botswana] is mostly positive, mostly negative, or haven't you heard enough to say: Japan?

	Urban	Rural	Men	Women	Total
Very negative	0.9	0.7	0.9	0.7	0.8
Somewhat negative	1.4	2.3	2.2	2.0	2.1
Neither positive nor negative	9.5	8.3	10.1	7.2	8.6
Somewhat positive	18.2	17.7	17.9	17.7	17.8
Very positive	13.2	16.8	15.6	16.1	15.8
Refused	-	0.3	0.2	0.3	0.2
Don't know	56.7	53.9	53.3	56.0	54.7

Q78D. To your knowledge, does Japan give loans or development assistance to our country's government, or haven't you had a chance to hear about this?

	Urban	Rural	Men	Women	Total
No	17.6	23.2	22.1	21.3	21.7
Yes	20.4	22.3	21.7	21.8	21.8
Refused	-	0.2	-	0.3	0.1
Don't know	62.0	54.3	56.2	56.6	56.4

Q78E. When the government of Japan gives loans or development assistance to Eswatini, do you think they put more requirements or fewer requirements on our government compared to other donor countries, or haven't you heard enough to say?

	Urban	Rural	Men	Women	Total
Far fewer requirements	1.7	4.4	3.5	3.7	3.6
Somewhat fewer requirements	2.7	4.1	4.7	2.8	3.7
About the same number of requirements	3.2	4.4	3.5	4.6	4.0
Somewhat more requirements	3.0	2.8	2.1	3.5	2.9
Many more requirements	6.5	3.9	4.8	4.4	4.6
Not applicable	79.6	77.7	78.3	78.2	78.2
Don't know	3.3	2.8	3.1	2.8	2.9

Q78F. Do you think that the economic and political influence of the European Union or EU on Eswatini is mostly positive, mostly negative, or haven't you heard enough to say?

	Urban	Rural	Men	Women	Total
Very negative	3.3	3.4	4.0	2.8	3.4
Somewhat negative	7.2	4.6	5.5	5.1	5.3
Neither positive nor negative	7.3	8.6	9.2	7.4	8.3
Somewhat positive	25.4	27.2	26.3	27.1	26.7
Very positive	23.0	22.1	22.4	22.3	22.3
Refused to answer	-	0.1	0.1		0.1
Don't know / Haven't heard enough	33.7	34.0	32.4	35.3	33.9

Democracy and politics

See related questions under “Institutions and leaders.”

Q22A. There are many ways to govern a country. Would you disapprove or approve of the following alternatives: Only one political party is allowed to stand for election and hold office?

	Urban	Rural	Men	Women	Total
Strongly disapprove	33.1	30.7	30.8	31.9	31.3
Disapprove	35.0	34.6	36.1	33.3	34.7
Neither approve nor disapprove	10.8	6.5	7.5	7.8	7.7
Approve	17.6	20.8	19.8	20.1	19.9
Strongly approve	1.5	2.8	2.9	2.0	2.4
Refused	-	0.1	-	0.2	0.1

Q22B. There are many ways to govern a country. Would you disapprove or approve of the following alternatives: The army comes in to govern the country?

	Urban	Rural	Men	Women	Total
Strongly disapprove	56.7	50.2	52.6	51.3	52.0
Disapprove	31.0	33.4	35.0	30.6	32.8
Neither approve nor disapprove	1.6	2.4	2.1	2.3	2.2
Approve	6.9	10.3	6.9	11.7	9.4
Strongly approve	0.9	2.6	2.1	2.2	2.2
Refused	0.1	0.2	0.2	0.2	0.2
Don't know	2.8	0.8	1.0	1.7	1.4

Q22C. There are many ways to govern a country. Would you disapprove or approve of the following alternatives: Elections and Parliament are abolished so that the Prime Minister can decide everything?

	Urban	Rural	Men	Women	Total
Strongly disapprove	55.1	47.1	49.6	49.0	49.3
Disapprove	33.0	39.2	38.8	36.3	37.5
Neither approve nor disapprove	4.6	3.5	3.3	4.3	3.8
Approve	6.2	7.0	6.6	7.0	6.8
Strongly approve	0.4	1.0	0.8	0.8	0.8
Refused	0.1	0.7	0.4	0.7	0.6
Don't know	0.6	1.5	0.5	1.9	1.2

Q23. Which of these three statements is closest to your own opinion?

Statement 1: Democracy is preferable to any other kind of government.

Statement 2: In some circumstances, a non-democratic government can be preferable.

Statement 3: For someone like me, it doesn't matter what kind of government we have.

	Urban	Rural	Men	Women	Total
STATEMENT 1: Democracy is preferable to any other kind of government.	60.2	53.6	57.4	53.4	55.4
STATEMENT 2: In some circumstances, a non-democratic government can be preferable.	13.4	22.1	19.7	19.9	19.8
STATEMENT 3: For someone like me, it doesn't matter what kind of government we have.	25.3	22.1	20.3	25.5	23.0
Refused	0.2	0.7	1.0	0.2	0.6
Don't know	0.8	1.5	1.6	1.1	1.3

Q18. Which of the following statements is closest to your view?

Statement 1: It is more important to have a government that can get things done, even if we have no influence over what it does.

Statement 2: It is more important for citizens to be able to hold government accountable, even if that means it makes decisions more slowly.

	Urban	Rural	Men	Women	Total
Agree very strongly with 1	23.5	22.0	22.4	22.4	22.4
Agree with 1	15.1	17.0	17.5	15.5	16.5
Agree with 2	21.4	25.5	25.0	23.8	24.4
Agree very strongly with 2	37.7	32.2	33.2	34.2	33.7
Agree with neither	2.1	1.8	1.5	2.2	1.9
Refused	-	0.1	-	0.1	0.1
Don't know	0.2	1.4	0.3	1.8	1.1

Q27A. Which of the following statements is closest to your view?

Statement 1: Members of Parliament represent the people; therefore, they should make laws for this country, even if the King does not agree.

Statement 2: Since the King represents all of us, he should pass laws without worrying about what Parliament thinks.

	Urban	Rural	Men	Women	Total
Agree very strongly with 1	56.3	51.4	54.1	51.4	52.7
Agree with 1	28.7	27.9	28.5	27.9	28.2
Agree with 2	5.4	8.0	7.7	6.9	7.3
Agree very strongly with 2	4.2	6.3	4.8	6.6	5.7
Agree with neither	3.8	2.9	2.8	3.4	3.1
Refused	0.5	0.5	0.5	0.5	0.5
Don't know	1.2	3.0	1.6	3.3	2.5

Q27B. Which of the following statements is closest to your view?

Statement 1: Parliament should ensure that the Prime Minister explains to it on a regular basis how his government spends taxpayers' money.

Statement 2: The Prime Minister should be able to devote his full attention to developing the country rather than wasting time justifying his actions.

	Urban	Rural	Men	Women	Total
Agree very strongly with 1	48.3	44.8	49.1	42.5	45.7
Agree with 1	23.1	28.3	24.8	28.8	26.9
Agree with 2	9.2	8.6	8.3	9.1	8.7
Agree very strongly with 2	17.5	15.1	14.8	16.6	15.7
Agree with neither	1.3	1.2	1.5	1.0	1.2
Refused	-	0.4	0.4	0.3	0.3
Don't know	0.5	1.7	1.0	1.7	1.4

Q48A. Who should be responsible for: Making sure that, once elected, members of Parliament do their jobs?

	Urban	Rural	Men	Women	Total
The king	11.8	11.0	8.4	14.0	11.2
The Prime Minister / Executive	23.0	21.0	21.6	21.5	21.5
Parliament/ local council	11.9	12.2	12.4	11.8	12.1
Inkhundla Council	2.4	4.3	3.9	3.7	3.8
The voters	47.6	47.8	50.0	45.6	47.7
No one	0.3	0.1	0.2	0.1	0.1
Refused	0.4	0.7	0.8	0.4	0.6
Don't know	2.6	3.1	2.8	3.1	3.0

Q48B. Who should be responsible for: Making sure that, once appointment, the Prime Minister does his job?

	Urban	Rural	Men	Women	Total
The king	43.4	44.6	41.5	47.0	44.3
The Prime Minister / Executive	3.9	3.3	2.8	4.2	3.5
Parliament/ local council	26.7	25.1	27.2	24.0	25.6
Inkhundla Council	1.0	1.7	1.6	1.4	1.5
The voters	20.5	20.0	21.9	18.4	20.1
No one	-	0.3	0.2	0.2	0.2
Refused	0.7	0.7	0.8	0.6	0.7
Don't know	3.8	4.3	4.0	4.3	4.2

Q29A. Which of the following statements is closest to your view?

Statement 1: The Constitution should limit the Prime Minister to serving a maximum of two terms in office.

Statement 2: There should be no constitutional limit on how long the Prime Minister can serve.

	Urban	Rural	Men	Women	Total
Agree very strongly with 1	46.3	44.4	43.1	46.6	44.9
Agree with 1	24.6	25.0	27.2	22.7	24.9
Agree with 2	10.2	10.6	9.5	11.4	10.5
Agree very strongly with 2	12.3	13.6	14.3	12.2	13.2
Agree with neither	4.4	3.4	4.2	3.2	3.7
Refused	-	0.2	0.2	0.2	0.2
Don't know	2.2	2.8	1.5	3.8	2.7

Q29B. Which of the following statements is closest to your view?

Statement 1: Eswatini's armed forces should never intervene in the country's political process.

Statement 2: It is legitimate for the armed forces to take control of government when elected leaders abuse power for their own ends.

	Urban	Rural	Men	Women	Total
Agree very strongly with 1	38.6	35.6	37.7	35.2	36.4
Agree with 1	17.7	20.1	21.6	17.4	19.5
Agree with 2	12.9	15.8	13.1	16.8	15.0
Agree very strongly with 2	19.2	19.8	19.8	19.5	19.6
Agree with neither	11.0	6.4	6.1	9.2	7.6
Refused	-	0.4	0.3	0.2	0.3
Don't know	0.6	2.0	1.5	1.7	1.6

Q30. In your opinion, how much of a democracy is Eswatini today?

	Urban	Rural	Men	Women	Total
Not a democracy	60.5	59.5	60.8	58.8	59.8
A democracy, with major problems	16.3	19.5	18.2	19.1	18.7
A democracy, but with minor problems	12.3	15.2	14.5	14.2	14.4
A full democracy	5.1	3.2	3.3	4.0	3.7
Do not understand question /do not understand what 'democracy' is	1.5	0.8	0.9	1.1	1.0
Don't know	4.4	1.7	2.2	2.6	2.4
Refused	-	0.2	0.1	0.1	0.1

Q31. Overall, how satisfied are you with the way democracy works in Eswatini?

	Urban	Rural	Men	Women	Total
The country is not a democracy	27.8	22.3	23.0	24.5	23.8
Not at all satisfied	36.2	35.1	35.7	35.1	35.4
Not very satisfied	22.5	28.3	27.2	26.3	26.7
Fairly satisfied	8.0	8.9	8.0	9.3	8.7
Very satisfied	2.4	2.5	3.2	1.8	2.5
Refused	1.9	0.5	1.0	0.9	0.9
Don't know	1.2	2.3	2.0	2.1	2.0

Q32A. Do you think that this country is more democratic, less democratic or about the same than it was five years ago?

	Urban	Rural	Men	Women	Total
Much less democratic	42.9	46.4	44.8	46.0	45.4
Somewhat less democratic	9.8	11.5	12.0	10.1	11.0
About the same	27.4	23.0	24.0	24.4	24.2
Somewhat more democratic	6.2	9.2	7.9	8.9	8.4
Much more democratic	4.2	5.2	5.4	4.5	4.9
Refused	0.7	0.4	0.8	0.2	0.5
Don't know	8.9	4.3	5.2	5.9	5.6

Q32B. Do you think that in five years' time this country will be more democratic than it is now, less democratic, or about the same?

	Urban	Rural	Men	Women	Total
Much less democratic	30.9	31.7	30.3	32.6	31.5
Somewhat less democratic	5.2	7.9	7.5	6.8	7.1
About the same	34.4	30.9	31.4	32.3	31.8
Somewhat more democratic	9.4	13.0	12.8	11.3	12.0
Much more democratic	9.9	7.8	9.7	7.1	8.3
Refused	0.7	0.6	1.1	0.2	0.6
Don't know	9.7	8.2	7.3	9.8	8.6

Responsive and transparent government

Q19A. Which of the following statements is closest to your view?

Statement 1: The government is like the people's boss. People should respect the government and do what it directs.

Statement 2: The government is like the people's employee. It should respect citizens and do what they request.

	Urban	Rural	Men	Women	Total
Agree very strongly with 1	4.9	7.3	6.3	6.9	6.6
Agree with 1	4.3	5.9	5.0	6.0	5.5
Agree with 2	28.9	30.1	32.5	27.2	29.8
Agree very strongly with 2	60.2	55.3	54.7	58.6	56.7
Agree with neither	1.6	1.0	1.4	0.9	1.2
Refused	0.1	0.1	-	0.2	0.1
Don't know	-	0.3	0.2	0.2	0.2

Q19B. Which of the following statements is closest to your view?

Statement 1: Our elected officials should listen to constituents' views and do what they demand.

Statement 2: Our elected leaders should follow their own ideas in deciding what is best for the country.

	Urban	Rural	Men	Women	Total
Agree very strongly with 1	61.1	55.8	58.2	56.2	57.2
Agree with 1	29.9	27.0	26.8	28.7	27.8
Agree with 2	4.8	8.1	6.6	7.7	7.2
Agree very strongly with 2	4.0	7.8	7.2	6.4	6.8
Agree with neither	0.2	1.0	1.0	0.6	0.8
Refused	-	0.1	-	0.1	0.1
Don't know	-	0.2	0.2	0.2	0.2

Q75. For each of the following statements, please tell me whether you disagree or agree: Information held by public authorities is only for use by government officials; it should not have to be shared with the public?

	Urban	Rural	Men	Women	Total
Strongly disagree	27.9	26.7	28.9	25.2	27.0
Disagree	28.6	24.0	26.0	24.6	25.3
Neither agree nor disagree	6.8	9.9	8.2	9.8	9.0
Agree	25.0	27.4	23.6	29.8	26.8
Strongly agree	9.4	9.0	11.0	7.4	9.1
Don't know	2.3	3.0	2.3	3.2	2.8

Q76A. I would like to ask you about what kinds of information should be shared with the public and which should not. For each of the following, please tell me whether ordinary citizens and news media should have the right to obtain this information from government, or whether government should be allowed to keep the information away from the public: Budgets and expenditures for the [local government council]?

	Urban	Rural	Men	Women	Total
No, government use only	8.8	12.2	9.7	12.7	11.3
Yes, available to the public	86.2	81.4	85.5	80.0	82.7
Refused	-	0.1	0.1	0.1	0.1
Don't know	5.0	6.3	4.7	7.2	5.9

Q76B. For each of the following, please tell me whether ordinary citizens and news media should have the right to obtain this information from government, or whether government should be allowed to keep the information away from the public: All bids and contracts with businesses that have competed for government-funded projects or purchases?

	Urban	Rural	Men	Women	Total
No, government use only	13.2	17.4	14.2	18.2	16.2
Yes, available to the public	83.1	75.4	80.9	74.1	77.4
Refused	-	0.2	0.1	0.2	0.1
Don't know	3.8	7.1	4.8	7.5	6.2

Q76C. For each of the following, please tell me whether ordinary citizens and news media should have the right to obtain this information from government, or whether government should be allowed to keep the information away from the public: Salary information for teachers and local government officials?

	Urban	Rural	Men	Women	Total
No, government use only	42.0	41.8	40.7	43.0	41.9
Yes, available to the public	53.3	52.1	54.8	50.1	52.4
Refused	-	0.1	0.1	0.1	0.1
Don't know	4.6	5.9	4.4	6.7	5.6

A35A. How likely is it that you could get the following information from government or other public institutions, or haven't you heard enough to say: If you contacted the local school to find out what the school's budget is and how the funds have been used?

	Urban	Rural	Men	Women	Total
Not at all likely	42.5	35.3	36.8	37.6	37.2
Not very likely	32.8	29.6	31.1	29.9	30.5
Somewhat likely	15.5	22.0	19.3	21.1	20.2
Very likely	4.6	7.4	6.3	7.0	6.7
Refused	-	0.2	-	0.2	0.1
Don't know/Haven't heard	4.6	5.5	6.4	4.1	5.2

Q35B. How likely is it that you could get the following information from government or other public institutions, or haven't you heard enough to say: If you contacted your local government office to find out about the local development plan and budget?

	Urban	Rural	Men	Women	Total
Not at all likely	48.0	42.7	42.5	45.7	44.1
Not very likely	35.1	35.3	36.6	33.9	35.2
Somewhat likely	7.7	11.7	9.1	12.0	10.6
Very likely	4.1	4.6	5.2	3.8	4.5
Don't know/Haven't heard	5.1	5.8	6.6	4.7	5.6

Q35C. How likely is it that you could get the following information from government or other public institutions, or haven't you heard enough to say: If you contacted your local government office to request to see a contract for a government-funded project or purchase?

	Urban	Rural	Men	Women	Total
Not at all likely	52.9	45.1	47.0	47.4	47.2
Not very likely	30.7	31.4	32.6	29.8	31.2
Somewhat likely	7.6	10.9	6.8	13.1	10.0
Very likely	3.6	5.5	6.6	3.3	4.9
Don't know/Haven't heard	5.2	7.2	6.9	6.3	6.6

Q34A. How much of the time do you think the following try their best to listen to what ordinary people have to say: Members of [Parliament]?

	Urban	Rural	Men	Women	Total
Never	34.8	37.6	35.6	38.0	36.8
Only sometimes	41.7	39.5	42.2	38.1	40.1
Often	17.0	17.2	16.4	17.8	17.1
Always	4.4	4.7	4.2	5.1	4.6
Refused	-	0.2	0.3	-	0.2
Don't know	2.1	0.9	1.4	1.0	1.2

Q34B. How much of the time do you think the following try their best to listen to what ordinary people have to say: Members of [local government council]?

	Urban	Rural	Men	Women	Total
Never	33.9	29.9	29.1	32.9	31.0
Only sometimes	35.6	33.8	37.4	31.3	34.3
Often	19.4	15.5	16.2	17.0	16.6
Always	3.6	5.8	4.4	5.9	5.2
Refused	-	0.2	0.4	-	0.2
Don't know	7.5	14.7	12.5	13.0	12.8

Q11A. In your opinion, how likely is it that you could get together with others and make your elected local government councillor listen to your concerns about a matter of importance to the community?

	Urban	Rural	Men	Women	Total
Not at all likely	33.7	30.3	28.9	33.5	31.3
Not very likely	25.7	26.7	25.7	27.1	26.4
Somewhat likely	24.0	24.1	26.5	21.7	24.1
Very likely	8.6	11.1	11.7	9.2	10.4
Refused	-	0.1	0.2	-	0.1
Don't know	7.9	7.6	6.9	8.4	7.7

Q36A. How likely is it that you could get someone to take action: If you went to a local leader or a local government office to request assistance for a development project in your community, like an improved water supply or community clean-up activity?

	Urban	Rural	Men	Women	Total
Not at all likely	37.3	33.6	31.9	37.1	34.6
Not very likely	34.6	35.9	37.0	34.2	35.6
Somewhat likely	19.8	18.7	19.2	18.8	19.0
Very likely	6.3	9.0	9.0	7.6	8.3
Don't know/Haven't heard	1.9	2.9	2.9	2.3	2.6

Q36B. How likely is it that you could get someone to take action: If you went to the local school to report teacher misbehavior such as absenteeism or mistreatment of students?

	Urban	Rural	Men	Women	Total
Not at all likely	24.8	23.1	22.5	24.6	23.5
Not very likely	22.8	28.1	26.7	26.7	26.7
Somewhat likely	32.2	28.1	30.8	27.7	29.2
Very likely	17.6	17.9	17.1	18.6	17.8
Don't know/Haven't heard	2.6	2.8	3.0	2.5	2.7

Q36C. How likely is it that you could get someone to take action: If you went to a local government office or anti-corruption authority to report corrupt behavior like misuse of funds or requests for bribes?

	Urban	Rural	Men	Women	Total
Not at all likely	46.6	40.7	39.3	45.2	42.3
Not very likely	29.0	33.6	35.0	29.8	32.3
Somewhat likely	14.9	12.7	12.9	13.7	13.3
Very likely	6.4	7.8	8.4	6.5	7.4
Refused	0.4	0.4	0.4	0.3	0.4
Don't know/Haven't heard	2.6	4.8	4.0	4.4	4.2

Freedom

See related questions under “Media.”

Q9A. In this country, how free are you to say what you think?

	Urban	Rural	Men	Women	Total
Not at all free	52.6	50.7	53.3	49.2	51.2
Not very free	19.9	23.8	22.4	23.1	22.7
Somewhat free	18.0	16.0	15.0	18.0	16.5
Completely free	8.1	8.1	8.5	7.7	8.1
Refused	-	0.2	-	0.2	0.1
Don't know	1.4	1.2	0.7	1.8	1.2

Q9C. In this country, how free are you to choose who to vote for without feeling pressured?

	Urban	Rural	Men	Women	Total
Not at all free	15.7	17.1	17.8	15.6	16.7
Not very free	15.2	19.0	19.0	16.9	17.9
Somewhat free	28.2	28.1	26.5	29.7	28.1
Completely free	36.3	34.1	34.5	34.9	34.7
Refused	0.2	0.2	0.1	0.2	0.2
Don't know	4.4	1.7	2.1	2.7	2.4

Q33D. In your opinion, how often, in this country, do people have to be careful of what they say about politics?

	Urban	Rural	Men	Women	Total
Never	5.8	5.3	5.8	5.0	5.4
Rarely	6.3	8.0	6.6	8.5	7.6
Often	20.6	22.3	21.4	22.3	21.9
Always	66.3	62.4	64.4	62.6	63.5
Refused	-	0.3	0.4	-	0.2
Don't know	1.0	1.7	1.4	1.6	1.5

Q15. Let's talk for a moment about the kind of society you would like to have in this country. Which of the following statements is closest to your view?

Statement 1: The government should be able to ban any organization that goes against its policies.

Statement 2: We should be able to join any organization, whether or not the government approves of it.

	Urban	Rural	Men	Women	Total
Agree very strongly with 1	11.2	15.3	15.3	13.1	14.2
Agree with 1	11.8	13.7	13.1	13.2	13.2
Agree with 2	24.6	19.7	20.5	21.5	21.0
Agree very strongly with 2	50.5	49.0	48.7	50.0	49.4
Agree with neither	1.1	1.1	1.3	1.0	1.1
Refused	0.1	0.2	-	0.4	0.2
Don't know	0.7	1.1	1.1	0.9	1.0

Citizenship and participation

See related questions under "Elections."

Q8. When you get together with your friends or family, how often would you say you discuss political matters?

	Urban	Rural	Men	Women	Total
Never	33.0	37.8	31.8	41.0	36.5
Occasionally	40.6	37.7	40.4	36.7	38.5
Frequently	25.1	24.0	26.9	21.8	24.3
Refused	-	0.2	-	0.2	0.1
Don't know	1.4	0.3	0.9	0.3	0.6

Q10A. Here is a list of actions that people sometimes take as citizens. For each of these, please tell me whether you, personally, have done any of these things during the past year. [If "No":] Would you do this if you had the chance: Attended a community meeting?

	Urban	Rural	Men	Women	Total
No, would never do this	39.7	22.0	25.5	28.0	26.8
No, would do it if I had the chance	27.5	22.9	22.7	25.5	24.1
Yes, once or twice	6.8	8.6	8.3	7.9	8.1
Yes, several times	14.6	27.3	25.5	22.3	23.9
Yes, often	9.6	17.2	16.5	13.8	15.1
Refused	0.3	0.2	0.2	0.2	0.2
Don't know	1.4	1.9	1.3	2.3	1.8

Q10B. Here is a list of actions that people sometimes take as citizens. For each of these, please tell me whether you, personally, have done any of these things during the past year. [If “No”:] Would you do this if you had the chance: Got together with others to raise an issue?

	Urban	Rural	Men	Women	Total
No, would never do this	36.8	26.9	26.6	32.5	29.6
No, would do it if I had the chance	26.8	27.0	24.0	29.8	27.0
Yes, once or twice	7.3	7.0	7.1	7.2	7.1
Yes, several times	21.3	25.9	28.3	21.1	24.6
Yes, often	7.5	12.7	13.8	9.0	11.3
Refused	0.2	0.3	0.1	0.4	0.3
Don't know	-	0.1	0.2	-	0.1

Q10C. Here is a list of actions that people sometimes take as citizens. For each of these, please tell me whether you, personally, have done any of these things during the past year. [If “No”:] Would you do this if you had the chance: Participated in a demonstration or protest march?

	Urban	Rural	Men	Women	Total
No, would never do this	68.3	69.8	60.9	77.4	69.4
No, would do it if I had the chance	15.6	19.4	22.7	14.3	18.4
Yes, once or twice	3.5	2.4	3.8	1.7	2.7
Yes, several times	7.7	5.2	7.9	4.0	5.9
Yes, often	4.9	2.8	4.6	2.2	3.4
Refused	-	0.4	0.2	0.4	0.3

Q11B. During the past year, how often have you contacted any of the following persons about some important problem or to give them your views: A [local government councillor]?

	Urban	Rural	Men	Women	Total
Never	80.2	71.0	70.2	76.7	73.5
Only once	5.0	11.7	10.0	9.8	9.9
A few times	6.4	9.6	10.9	6.6	8.7
Often	6.8	4.9	7.5	3.4	5.4
Don't know	1.6	2.8	1.4	3.6	2.5

Q11C. During the past year, how often have you contacted any of the following persons about some important problem or to give them your views: A member of [Parliament]?

	Urban	Rural	Men	Women	Total
Never	84.3	78.5	79.9	80.3	80.1
Only once	6.1	8.6	8.2	7.6	7.9
A few times	6.2	9.3	7.2	9.7	8.4
Often	3.4	3.1	4.2	2.1	3.2
Don't know	0.1	0.5	0.5	0.3	0.4

Q11E. During the past year, how often have you contacted any of the following persons about some important problem or to give them your views: A traditional leader?

	Urban	Rural	Men	Women	Total
Never	73.9	54.3	56.0	63.1	59.7
Only once	8.6	13.2	10.8	13.0	11.9
A few times	10.0	22.0	21.1	16.4	18.7
Often	7.6	10.2	11.9	7.1	9.5
Don't know	-	0.3	0.2	0.3	0.2

Rule of law

Q28. Which of the following statements is closest to your view?

Statement 1: Since the [president] was elected to lead the country, [he] should not be bound by laws or court decisions that [he] thinks are wrong.

Statement 2: The [president] must always obey the laws and the courts, even if [he] thinks they are wrong.

	Urban	Rural	Men	Women	Total
Agree very strongly with 1	11.2	12.5	11.9	12.4	12.2
Agree with 1	7.7	8.3	7.2	9.1	8.1
Agree with 2	26.6	34.2	34.2	30.2	32.2
Agree very strongly with 2	49.4	41.2	43.3	43.5	43.4
Agree with neither	3.0	1.6	2.0	1.9	2.0
Refused	-	0.3	0.2	0.3	0.2
Don't know	2.1	1.9	1.2	2.6	1.9

Q33B. In your opinion, how often, in this country, does the president ignore the courts and laws of this country?

	Urban	Rural	Men	Women	Total
Never	12.3	10.8	12.1	10.4	11.2
Rarely	17.1	20.1	18.5	20.2	19.3
Often	34.8	36.8	36.7	35.8	36.2
Always	23.6	19.5	21.6	19.6	20.6
Refused	-	0.5	0.6	0.1	0.4
Don't know	12.2	12.3	10.6	13.9	12.3

Q33C. In your opinion, how often, in this country, does the president ignore [Parliament] and just do what he wants?

	Urban	Rural	Men	Women	Total
Never	14.5	12.1	12.7	12.9	12.8
Rarely	15.8	21.0	19.7	19.5	19.6
Often	32.1	35.9	34.3	35.3	34.8
Always	25.2	18.2	22.5	17.8	20.1
Refused	-	0.3	0.2	0.2	0.2
Don't know	12.4	12.4	10.5	14.2	12.4

Q33E. In your opinion, how often, in this country, are people treated unequally under the law?

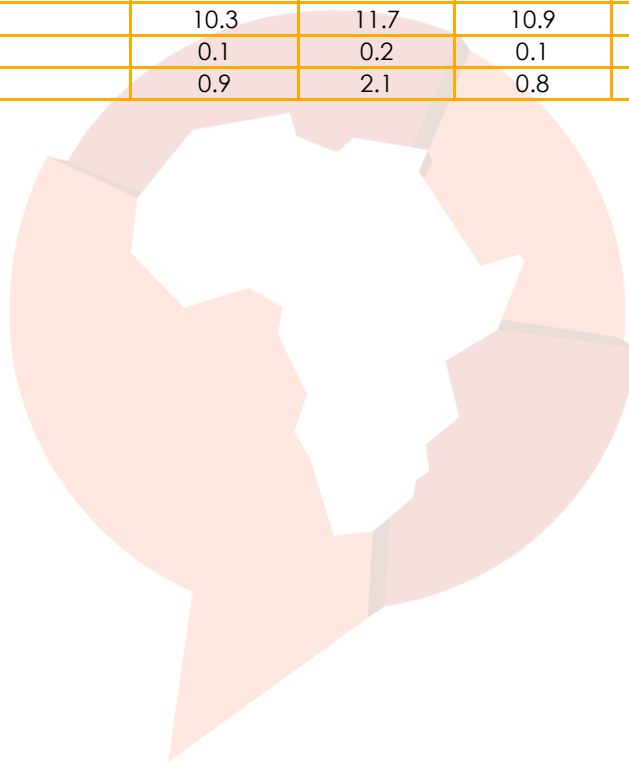
	Urban	Rural	Men	Women	Total
Never	29.4	27.2	28.2	27.4	27.8
Rarely	19.4	21.1	19.4	21.8	20.6
Often	24.1	25.4	25.6	24.6	25.1
Always	24.8	24.1	24.5	24.0	24.3
Refused	-	0.2	-	0.3	0.1
Don't know	2.4	2.0	2.3	2.0	2.1

Q33F. In your opinion, how often, in this country, do officials who commit crimes go unpunished?

	Urban	Rural	Men	Women	Total
Never	7.5	12.6	11.5	10.9	11.2
Rarely	22.3	18.2	17.1	21.4	19.3
Often	47.7	43.7	44.6	45.0	44.8
Always	19.5	20.3	23.0	17.3	20.1
Refused		0.3	0.0	0.5	0.3
Don't know	3.0	4.8	3.7	4.9	4.3

Q33G. In your opinion, how often, in this country, do ordinary people who break the law go unpunished?

	Urban	Rural	Men	Women	Total
Never	53.6	57.0	58.4	53.8	56.0
Rarely	23.9	18.0	19.3	19.9	19.6
Often	11.2	11.0	10.6	11.5	11.1
Always	10.3	11.7	10.9	11.8	11.3
Refused	0.1	0.2	0.1	0.3	0.2
Don't know	0.9	2.1	0.8	2.8	1.8



Elections

See also Q37C (trust in electoral commission) under “Institutions and leaders.”

Q24. Which of the following statements is closest to your view?

Statement 1: We should choose our leaders in this country through regular, open, and honest elections.

Statement 2: Since elections sometimes produce bad results, we should adopt other methods for choosing this country’s leaders.

	Urban	Rural	Men	Women	Total
Agree very strongly with 1	48.6	45.7	44.6	48.2	46.5
Agree with 1	25.3	24.1	27.2	21.7	24.4
Agree with 2	8.4	11.8	10.4	11.4	10.9
Agree very strongly with 2	15.4	16.4	16.4	15.8	16.1
Agree with neither	1.0	1.2	1.2	1.1	1.2
Refused	-	0.1	0.2	-	0.1
Don't know	1.2	0.7		1.7	0.8

Q25. Which of the following statements is closest to your view?

Statement 1: Political parties create division and confusion; it is therefore unnecessary to have many political parties in Eswatini.

Statement 2: Many political parties are needed to make sure that Eswatini have real choices in who governs them.

	Urban	Rural	Men	Women	Total
Agree very strongly with 1	11.8	17.4	14.8	16.9	15.9
Agree with 1	11.2	12.1	9.4	14.2	11.8
Agree with 2	24.6	25.1	27.4	22.7	25.0
Agree very strongly with 2	46.2	39.9	44.5	38.9	41.6
Agree with neither	5.4	3.8	2.4	6.0	4.2
Refused	-	0.6	0.6	0.3	0.4
Don't know	0.9	1.0	1.0	1.0	1.0

Q26. Which of the following statements is closest to your view?

Statement 1: In a democracy, it is better if power sometimes changes hands in elections from one political party to another.

Statement 2: In a democracy, as long as a government is elected by the people in a free and fair election, it doesn't matter if one party always wins and continuously governs the country.

	Urban	Rural	Men	Women	Total
Agree very strongly with 1	25.8	27.1	28.3	25.2	26.8
Agree with 1	13.2	14.1	18.0	9.8	13.8
Agree with 2	22.0	24.6	22.1	25.7	23.9
Agree very strongly with 2	32.4	25.9	25.6	29.6	27.6
Agree with neither	4.5	5.4	4.1	6.2	5.2
Refused	0.1	0.6	0.6	0.3	0.5
Don't know	2.0	2.4	1.3	3.2	2.3

Let's talk about the last national election held in 2018.

Q13. People are not always able to vote in elections, for example, because they weren't registered, they were unable to go, or someone prevented them from voting. How about you? In the last national election held in 2018, did you vote, or not, or were you too young to vote? Or can't you remember whether you voted?

	Urban	Rural	Men	Women	Total
I did not vote	31.8	22.7	23.8	26.4	25.1
I was too young to vote	9.4	5.4	4.7	8.2	6.5
I can't remember whether I voted	1.0	1.4	1.4	1.2	1.3
I voted in the election	57.7	70.6	70.1	64.1	67.1
Don't know	0.2	-	-	0.1	0.0

Q14A. On the whole, how would you rate the freeness and fairness of the last national election, held in 2018?

	Urban	Rural	Men	Women	Total
Not free and fair	9.0	6.9	7.7	7.3	7.5
Free and fair, with major problems	8.1	10.9	10.2	10.1	10.1
Free and fair, but with minor problems	12.8	11.4	12.0	11.5	11.8
Completely free and fair	51.7	60.7	60.9	55.8	58.3
Do not understand question	0.4	0.1	-	0.4	0.2
Don't know	18.0	9.7	9.2	14.6	12.0
Refused	-	0.1	-	0.2	0.1

Q14C. During the last national election campaign in 2018, how much did you personally fear becoming a victim of political intimidation or violence?

	Urban	Rural	Men	Women	Total
A lot	3.3	6.7	5.3	6.2	5.8
Somewhat	8.4	11.0	9.4	11.2	10.3
A little bit	15.0	16.0	15.6	15.9	15.7
Not at all	65.9	62.4	66.1	60.7	63.3
Refused	-	0.2	0.2	0.1	0.1
Don't know	7.5	3.6	3.4	5.9	4.7

Q12A. Think about how elections work in practice in this country. How well do elections ensure that representatives to [Parliament] reflect the views of voters?

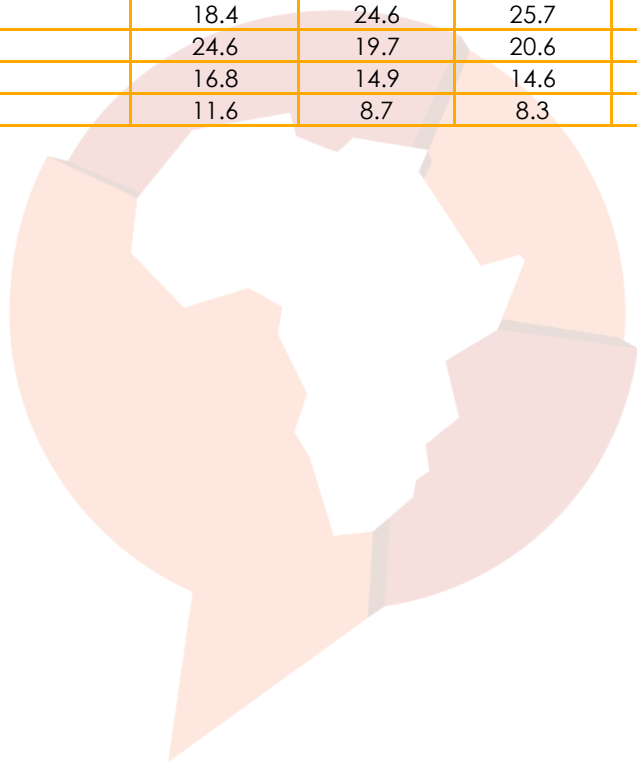
	Urban	Rural	Men	Women	Total
Not at all well	38.0	34.4	37.8	33.0	35.4
Not very well	36.7	44.5	39.4	45.3	42.4
Fairly well	13.8	13.6	14.8	12.6	13.7
Very well	7.0	3.5	4.8	4.1	4.5
Refused	0.5			0.3	0.1
Don't know	4.0	3.9	3.2	4.7	4.0

Q12B. Think about how elections work in practice in this country. How well do elections enable voters to remove from office leaders who do not do what the people want?

	Urban	Rural	Men	Women	Total
Not at all well	43.4	43.7	41.2	45.9	43.6
Not very well	36.0	36.0	39.1	33.1	36.0
Fairly well	8.1	12.6	10.8	12.0	11.4
Very well	7.3	2.8	4.6	3.4	4.0
Refused	0.5	0.1	0.2	0.3	0.2
Don't know	4.7	4.7	4.0	5.3	4.7

14B. How likely do you think it is that powerful people can find out how you voted, even though there is supposed to be a secret ballot in this country?

	Urban	Rural	Men	Women	Total
Not at all likely	28.6	32.1	30.9	31.4	31.2
Not very likely	18.4	24.6	25.7	20.3	23.0
Somewhat likely	24.6	19.7	20.6	21.4	21.0
Very likely	16.8	14.9	14.6	16.2	15.4
Don't know	11.6	8.7	8.3	10.7	9.5



Institutions and leaders

See related questions under “Public services and government performance.”

Q37A. How much do you trust each of the following, or haven't you heard enough about them to say: The Prime Minister?

	Urban	Rural	Men	Women	Total
Not at all	54.7	50.5	49.9	53.2	51.6
Just a little	18.8	16.9	18.9	15.9	17.4
Somewhat	13.1	15.7	15.2	14.8	15.0
A lot	3.6	9.1	6.8	8.4	7.6
Refused	3.3	1.4	2.0	1.9	1.9
Don't know/Haven't heard enough to say	6.5	6.4	7.2	5.8	6.5

Q37B. How much do you trust each of the following, or haven't you heard enough about them to say: Parliament?

	Urban	Rural	Men	Women	Total
Not at all	49.3	44.5	42.8	48.6	45.8
Just a little	25.1	23.7	26.7	21.5	24.1
Somewhat	16.1	21.0	19.7	19.7	19.7
A lot	3.8	6.8	5.8	6.2	6.0
Refused	2.6	1.3	2.0	1.4	1.7
Don't know/Haven't heard enough to say	3.1	2.6	2.9	2.6	2.7

Q37C. How much do you trust each of the following, or haven't you heard enough about them to say: The Elections and Boundaries Commission?

	Urban	Rural	Men	Women	Total
Not at all	50.0	46.0	46.5	47.6	47.1
Just a little	21.0	21.9	22.2	21.2	21.7
Somewhat	16.7	17.1	18.2	15.9	17.0
A lot	1.6	5.8	4.4	4.9	4.7
Refused	2.6	0.8	1.2	1.4	1.3
Don't know/Haven't heard enough to say	8.2	8.3	7.4	9.1	8.3

Q37D. How much do you trust each of the following, or haven't you heard enough about them to say: Your local government council?

	Urban	Rural	Men	Women	Total
Not at all	44.1	39.5	39.9	41.5	40.7
Just a little	24.0	26.3	26.8	24.6	25.7
Somewhat	16.2	17.5	18.0	16.3	17.1
A lot	5.9	5.6	5.2	6.1	5.7
Refused	2.4	1.3	1.4	1.8	1.6
Don't know/Haven't heard enough to say	7.4	10.0	8.7	9.8	9.3

Q37G. How much do you trust each of the following, or haven't you heard enough about them to say: The police?

	Urban	Rural	Men	Women	Total
Not at all	63.7	52.8	56.1	55.5	55.8
Just a little	16.6	21.7	20.3	20.4	20.3
Somewhat	14.9	17.6	18.2	15.6	16.9
A lot	4.3	6.1	3.5	7.7	5.6
Refused	0.2	0.7	1.0	0.2	0.6
Don't know/Haven't heard enough to say	0.2	1.0	1.0	0.6	0.8

Q37H. How much do you trust each of the following, or haven't you heard enough about them to say: The Eswatini Defence Force?

	Urban	Rural	Men	Women	Total
Not at all	66.5	51.8	55.1	56.5	55.8
Just a little	14.2	21.3	20.5	18.3	19.4
Somewhat	12.5	17.3	15.7	16.3	16.0
A lot	5.0	7.4	6.4	7.1	6.8
Refused	0.2	0.7	1.0	0.2	0.6
Don't know/Haven't heard enough to say	1.6	1.4	1.4	1.5	1.5

Q37I. How much do you trust each of the following, or haven't you heard enough about them to say: Courts of law?

	Urban	Rural	Men	Women	Total
Not at all	50.5	41.9	43.7	44.8	44.2
Just a little	19.4	22.1	22.9	19.8	21.4
Somewhat	19.9	21.0	20.0	21.4	20.7
A lot	4.9	8.9	6.4	9.2	7.8
Refused	0.2	0.5	0.6	0.2	0.4
Don't know/Haven't heard enough to say	5.1	5.7	6.4	4.6	5.5

Q37J. How much do you trust each of the following, or haven't you heard enough about them to say: Traditional leaders?

	Urban	Rural	Men	Women	Total
Not at all	45.1	32.7	34.7	37.4	36.1
Just a little	27.0	27.5	28.0	26.8	27.4
Somewhat	17.8	28.1	25.5	25.0	25.3
A lot	4.8	10.0	9.6	7.6	8.6
Refused	0.3	0.2	0.3	0.3	0.3
Don't know/Haven't heard enough to say	5.0	1.5	2.0	2.9	2.5

Q37K. How much do you trust each of the following, or haven't you heard enough about them to say: Religious leaders?

	Urban	Rural	Men	Women	Total
Not at all	34.4	28.2	30.2	29.6	29.9
Just a little	22.2	24.5	21.5	26.2	23.9
Somewhat	30.9	24.9	27.6	25.5	26.6
A lot	11.9	20.1	18.2	17.6	17.9
Refused		0.2	0.3	0.1	0.2
Don't know/Haven't heard enough to say	0.6	2.0	2.2	1.0	1.6

Q47A. Do you approve or disapprove of the way that the following people have performed their jobs over the past 12 months, or haven't you heard enough about them to say: Prime Minister Cleopas Dlamini?

	Urban	Rural	Men	Women	Total
Strongly disapprove	32.0	28.2	31.1	27.4	29.2
Disapprove	30.5	27.0	29.6	26.3	27.9
Approve	15.2	25.2	20.5	24.3	22.5
Strongly approve	1.2	1.9	1.8	1.6	1.7
Refused	0.7	1.5	1.6	0.9	1.3
Don't know or haven't heard enough to say	20.4	16.3	15.3	19.5	17.5

Q47B. Do you approve or disapprove of the way that the following people have performed their jobs over the past 12 months, or haven't you heard enough about them to say: Your Member of Parliament?

	Urban	Rural	Men	Women	Total
Strongly disapprove	33.3	29.4	29.5	31.3	30.4
Disapprove	38.1	36.2	37.5	36.0	36.7
Approve	17.3	25.5	23.6	22.9	23.2
Strongly approve	1.3	1.8	1.8	1.6	1.7
Refused	0.6	1.0	1.2	0.6	0.9
Don't know or haven't heard enough to say	9.5	6.2	6.5	7.6	7.1

Q47C. Do you approve or disapprove of the way that the following people have performed their jobs over the past 12 months, or haven't you heard enough about them to say: Your elected local government councillor?

	Urban	Rural	Men	Women	Total
Strongly disapprove	25.1	22.4	21.7	24.6	23.2
Disapprove	36.3	31.0	36.4	28.7	32.4
Approve	16.9	23.4	21.1	22.2	21.6
Strongly approve	2.5	1.6	1.9	1.8	1.8
Refused	0.3	0.2	0.2	0.2	0.2
Don't know or haven't heard enough to say	18.9	21.4	18.8	22.6	20.7

Corruption

Also see questions in:

- “Public services and government performance” about government performance in fighting corruption (Q46J) and bribe-paying for public services (Q40-Q43)
- “Responsive and transparent government” about government action in response to reported corruption (Q36C)
- “COVID-19” about corruption in the management of pandemic-related resources (Q62)

Q38A. How many of the following people do you think are involved in corruption, or haven't you heard enough about them to say: The Prime Minister and officials in his office?

	Urban	Rural	Men	Women	Total
None	3.3	5.4	3.4	6.2	4.8
Some of them	41.1	36.6	38.6	37.0	37.8
Most of them	24.6	23.7	21.6	26.2	23.9
All of them	16.0	16.0	17.2	14.8	16.0
Refused	0.9	0.6	1.1	0.3	0.7
Don't know/ Haven't heard	14.2	17.7	18.0	15.6	16.8

Q38B. How many of the following people do you think are involved in corruption, or haven't you heard enough about them to say: Members of [Parliament]?

	Urban	Rural	Men	Women	Total
None	3.9	5.8	5.6	5.0	5.3
Some of them	41.9	41.0	38.7	43.7	41.2
Most of them	28.1	24.8	24.9	26.5	25.7
All of them	15.3	15.4	16.5	14.3	15.4
Refused	0.7	0.5	0.8	0.3	0.5
Don't know/ Haven't heard	10.1	12.5	13.6	10.2	11.9

Q38C. How many of the following people do you think are involved in corruption, or haven't you heard enough about them to say: Civil servants?

	Urban	Rural	Men	Women	Total
None	3.2	3.9	3.2	4.2	3.7
Some of them	34.1	36.4	34.3	37.1	35.8
Most of them	37.2	33.5	33.3	35.7	34.5
All of them	16.2	17.0	18.3	15.3	16.8
Refused	0.6	0.1	0.3	0.2	0.2
Don't know/ Haven't heard	8.6	9.2	10.6	7.5	9.0

38D. How many of the following people do you think are involved in corruption, or haven't you heard enough about them to say: Members of your [local government council]?

	Urban	Rural	Men	Women	Total
None	4.1	5.5	4.6	5.6	5.1
Some of them	46.1	45.7	44.3	47.3	45.8
Most of them	23.7	19.9	19.9	21.9	20.9
All of them	12.1	11.2	13.5	9.4	11.4
Refused	0.5	0.4	0.3	0.5	0.4
Don't know/ Haven't heard	13.5	17.4	17.4	15.3	16.3

Q38E. How many of the following people do you think are involved in corruption, or haven't you heard enough about them to say: Police?

	Urban	Rural	Men	Women	Total
None	3.3	2.8	2.6	3.3	3.0
Some of them	31.1	36.6	33.2	36.9	35.1
Most of them	37.8	35.3	35.9	36.0	36.0
All of them	20.2	18.1	20.5	16.8	18.6
Refused	0.2	0.2	0.5		0.2
Don't know/ Haven't heard	7.4	7.1	7.3	7.0	7.2

Q38F. How many of the following people do you think are involved in corruption, or haven't you heard enough about them to say: Judges and magistrates?

	Urban	Rural	Men	Women	Total
None	6.7	8.5	6.7	9.3	8.0
Some of them	39.9	37.6	37.1	39.4	38.3
Most of them	22.6	23.4	23.8	22.6	23.2
All of them	15.9	14.4	16.9	12.8	14.8
Refused	0.4	0.2	0.6		0.3
Don't know/ Haven't heard	14.5	15.8	14.9	16.0	15.5

Q38G. How many of the following people do you think are involved in corruption, or haven't you heard enough about them to say: Tax officials, like officials from the Eswatini Revenue Service?

	Urban	Rural	Men	Women	Total
None	3.5	4.5	3.9	4.6	4.3
Some of them	37.5	36.7	34.9	39.0	37.0
Most of them	30.2	25.4	26.6	26.9	26.7
All of them	12.0	13.9	15.9	10.9	13.4
Refused	0.2	0.2	0.4		0.2
Don't know/ Haven't heard	16.5	19.2	18.3	18.6	18.5

Q38H. How many of the following people do you think are involved in corruption, or haven't you heard enough about them to say: Traditional leaders?

	Urban	Rural	Men	Women	Total
None	10.7	13.8	13.9	12.1	13.0
Some of them	50.3	46.7	45.6	49.7	47.7
Most of them	15.9	17.3	17.0	16.8	16.9
All of them	8.7	9.9	10.1	9.1	9.6
Refused	0.3	0.1	0.2	0.2	0.2
Don't know/ Haven't heard	14.0	12.1	13.2	12.1	12.6

Q38I. How many of the following people do you think are involved in corruption, or haven't you heard enough about them to say: Religious leaders?

	Urban	Rural	Men	Women	Total
None	13.6	12.5	12.4	13.2	12.8
Some of them	56.1	46.8	49.1	49.5	49.3
Most of them	15.2	16.2	16.3	15.5	15.9
All of them	7.8	11.9	11.0	10.6	10.8
Refused	-	0.2	0.2		0.1
Don't know/ Haven't heard	7.3	12.5	10.9	11.2	11.1

Q38J. How many of the following people do you think are involved in corruption, or haven't you heard enough about them to say: Business Executives?

	Urban	Rural	Men	Women	Total
None	6.2	4.2	5.5	4.0	4.7
Some of them	36.3	33.3	33.4	34.9	34.1
Most of them	35.0	35.1	34.0	36.1	35.1
All of them	12.8	15.7	16.0	13.8	14.9
Refused	-	0.2	0.2		0.1
Don't know/ Haven't heard	9.7	11.5	10.9	11.1	11.0

Q38K. How many of the following people do you think are involved in corruption, or haven't you heard enough about them to say: Non-governmental Organizations?

	Urban	Rural	Men	Women	Total
None	6.8	10.7	10.2	9.2	9.7
Some of them	45.3	34.7	37.0	38.2	37.6
Most of them	22.9	22.5	21.7	23.5	22.6
All of them	7.0	11.2	10.6	9.5	10.1
Refused	0.1	0.1	0.2	0.0	0.1
Don't know/ Haven't heard	17.9	20.7	20.3	19.6	19.9

Q39A. In your opinion, over the past year, has the level of corruption in this country increased, decreased, or stayed the same?

	Urban	Rural	Men	Women	Total
Increased a lot	76.5	71.8	70.6	75.5	73.1
Increased somewhat	11.1	14.5	15.1	12.2	13.6
Stayed the same	5.9	8.6	9.2	6.6	7.9
Decreased somewhat	2.6	2.0	2.3	2.0	2.2
Decreased a lot	1.2	0.6		1.5	0.7
Don't know	2.7	2.5	2.8	2.3	2.5

Q39B. In this country, can ordinary people report incidents of corruption without fear, or do they risk retaliation or other negative consequences if they speak out?

	Urban	Rural	Men	Women	Total
Can report without fear	12.0	13.3	12.1	13.7	12.9
Risk retaliation or other negative consequences	86.4	84.5	86.6	83.6	85.1
Don't know	1.6	2.2	1.3	2.7	2.0

Public services and government performance

See related questions in the sections on “Respondents and their households” (about electricity at the household level), “Institutions and leaders,” and “Security, crime, and the police.”

Services and facilities in the enumeration area

The questions in this section asked Afrobarometer enumerators to record the availability or condition of selected facilities and services in or near each primary sampling unit/enumeration area (PSU/EA). Because these data are captured at the EA level, the sample size is significantly smaller, and the margins of error significantly larger, than for findings captured at the individual or household levels.

EA-SVC-A. Are the following services present in the PSU/EA: Electricity grid that most houses can access?

	Urban	Rural	Men	Women	Total
No	-	1.4	1.3	0.8	1.0
Yes	100.0	98.6	98.7	99.2	99.0

EA-SVC-B. Are the following services present in the PSU/EA: Piped water system that most houses can access?

	Urban	Rural	Men	Women	Total
No	-	42.5	31.7	30.3	31.0
Yes	96.4	50.0	62.0	63.1	62.6
Can't determine	3.6	7.5	6.2	6.6	6.4

EA-SVC-C. Are the following services present in the PSU/EA: Sewage system that most houses can access?

	Urban	Rural	Men	Women	Total
No	22.1	81.0	66.0	64.1	65.0
Yes	71.5	12.0	26.7	29.5	28.2
Can't determine	6.4	7.0	7.3	6.4	6.8

EA-SVC-D. Are the following services present in the PSU/EA: Mobile phone service?

	Urban	Rural	Men	Women	Total
No	7.3	20.0	16.0	17.1	16.6
Yes	92.7	78.3	82.8	81.7	82.2
Can't determine	-	1.7	1.3	1.2	1.2

EA-SVC-E. Are the following services present in the PSU/EA: Borehole or tubewell?

	Urban	Rural	Men	Women	Total
No	65.3	54.9	58.1	57.4	57.8
Yes	29.4	39.6	36.8	36.9	36.8
Can't determine	5.3	5.5	5.1	5.7	5.4

EA-FAC-A. Are the following facilities present in the PSU/EA or in easy walking distance: Post office?

	Urban	Rural	Men	Women	Total
No	56.6	98.3	87.3	86.6	87.0
Yes	43.4	1.0	12.2	12.9	12.6
Can't determine		0.7	0.5	0.5	0.5

EA-FAC-B. Are the following facilities present in the PSU/EA or in easy walking distance: School (private or public or both)?

	Urban	Rural	Men	Women	Total
No	24.5	22.4	22.0	23.9	23.0
Yes	75.5	77.6	78.0	76.1	77.0

EA-FAC-C. Are the following facilities present in the PSU/EA or in easy walking distance: Police station?

	Urban	Rural	Men	Women	Total
No	61.1	84.7	77.4	79.2	78.3
Yes	38.9	13.4	21.1	19.6	20.3
Can't determine	-	1.9	1.5	1.3	1.4

EA-FAC-D. Are the following facilities present in the PSU/EA or in easy walking distance: Health clinic (private or public or both)?

	Urban	Rural	Men	Women	Total
No	41.2	70.4	62.6	62.3	62.4
Yes	58.8	28.7	36.7	37.1	36.9
Can't determine	-	0.9	0.7	0.6	0.7

EA-FAC-E. Are the following facilities present in the PSU/EA or in easy walking distance: Market stalls (selling groceries and/or clothing)?

	Urban	Rural	Men	Women	Total
No	9.7	31.2	24.2	26.5	25.4
Yes	90.3	68.8	75.8	73.5	74.6

EA-FAC-F. Are the following facilities present in the PSU/EA or in easy walking distance: Bank, money transfer point, mobile banking services, or ATM?

	Urban	Rural	Men	Women	Total
No	17.2	42.7	34.7	36.8	35.8
Yes	82.8	57.3	65.3	63.2	64.2

EA-FAC-F2. Are the following facilities present in the PSU/EA or in easy walking distance: A social center, government help center, or other government office where people can request help with problems?

	Urban	Rural	Men	Women	Total
No	48.4	70.8	64.2	65.3	64.7
Yes	40.8	23.8	28.9	27.9	28.4
Can't determine	10.7	5.4	7.0	6.8	6.9

EA-FAC-G. Are the following facilities present in the PSU/EA or in easy walking distance: Is there any kind of paid transport, such as a bus, taxi, moped, or other form, available on a daily basis?

	Urban	Rural	Men	Women	Total
No	5.9	9.5	7.7	9.4	8.5
Yes	94.1	90.5	92.3	90.6	91.5

EA-SEC-A. In the PSU/EA, did you (or any of your colleagues) see any police officers or police vehicles?

	Urban	Rural	Men	Women	Total
No	53.4	77.5	70.7	71.2	71.0
Yes	46.6	22.5	29.3	28.8	29.0

EA-SEC-B. In the PSU/EA, did you (or any of your colleagues) see any soldiers or army vehicles?

	Urban	Rural	Men	Women	Total
No	88.4	90.4	89.2	90.4	89.8
Yes	11.6	9.6	10.8	9.6	10.2

EA-SEC-C. In the PSU/EA, did you (or any of your colleagues) see any roadblocks set up by police or army?

	Urban	Rural	Men	Women	Total
No	88.3	92.3	90.7	91.7	91.2
Yes	11.7	7.7	9.3	8.3	8.8

EA-SEC-D. In the PSU/EA, did you (or any of your colleagues) see any customs checkpoints?

	Urban	Rural	Men	Women	Total
No	89.9	96.6	95.2	94.4	94.8
Yes	10.1	3.4	4.8	5.6	5.2

EA-SEC-E. In the PSU/EA, did you (or any of your colleagues) see any roadblocks or booms set up by private security providers or by the local community?

	Urban	Rural	Men	Women	Total
No	83.8	96.4	93.3	92.6	93.0
Yes	16.2	3.6	6.7	7.4	7.0

EA-ROAD-A. Thinking of the journey here, was the road at the start point in the PSU/EA:

	Urban	Rural	Men	Women	Total
Earth	3.7	0.3	0.9	1.5	1.2
Gravel	24.1	85.4	70.0	67.6	68.8
Paved/ Tarred	72.1	14.3	29.1	30.9	30.0

EA-ROAD-B. Thinking of the journey here, what was the most common surface of the road over the last five kilometers before arriving at the start point of the PSU/EA?

	Urban	Rural	Men	Women	Total
Earth	3.7	2.5	2.5	3.2	2.8
Gravel	5.3	44.1	35.1	32.1	33.6
Stone		1.7	1.0	1.4	1.2
Paved/ Tarred	91.0	51.7	61.4	63.3	62.4

EA-ROAD-C. Thinking of the journey here, what was the condition of the road in the last 5 kilometers before reaching the start point of the PSU/EA? Was the road in excellent or good condition and easy to traverse, or was it in poor or very poor condition, that is, difficult to traverse due to potholes, waterlogging, or other issues, or was it impassable at any point (e.g. due to a collapsed bridge, fallen tree, flooding, etc.)?

	Urban	Rural	Men	Women	Total
Impassable	-	0.8	0.7	0.4	0.6
Very poor	-	11.9	8.0	9.3	8.7
Poor	3.6	18.0	14.9	13.3	14.1
Fair	9.3	31.5	26.1	24.9	25.4
Good	52.8	31.0	36.1	37.6	36.9
Very good	34.4	6.9	14.2	14.5	14.4

Citizens' experiences with public services

Now I would like to talk to you about experiences that some people have in accessing certain essential government services.

Q40A. In the past 12 months, have you had contact with a public school?

	Urban	Rural	Men	Women	Total
No	71.0	72.7	72.8	71.8	72.3
Yes	29.0	27.2	27.2	28.2	27.7

Q40B. How easy or difficult was it to obtain the services you needed from teachers or school officials?

	Urban	Rural	Men	Women	Total
Very easy	8.6	7.8	6.9	9.1	8.0
Easy	11.3	14.8	12.0	15.6	13.8
Difficult	5.4	3.3	5.9	1.9	3.9
Very difficult	3.7	1.3	2.4	1.6	2.0
Not applicable	71.0	72.8	72.8	71.8	72.3

Q40C. How often, if ever, did you have to pay a bribe, give a gift, or do a favour for a teacher or school official in order to get the services you needed from the schools?

	Urban	Rural	Men	Women	Total
Never	25.7	24.3	23.8	25.5	24.7
Once or twice	1.4	1.1	1.5	0.8	1.2
A few times	1.5	1.3	1.0	1.7	1.3
Often	0.4	0.6	0.9	0.2	0.5
Not applicable	71.0	72.8	72.8	71.8	72.3

Q40D. In general, when dealing with teachers and school officials, how much do you feel that they treat you with respect?

	Urban	Rural	Men	Women	Total
Not at all	5.2	2.7	3.5	3.3	3.4
A little bit	6.2	4.2	5.5	4.0	4.7
Somewhat	10.5	10.4	10.0	10.8	10.4
A lot	7.2	9.9	8.2	10.0	9.1
No contact	71.0	72.8	72.8	71.8	72.3
Don't know	-	-	-	0.1	-

Q41A. In the past 12 months, have you had contact with a public clinic or hospital?

	Urban	Rural	Men	Women	Total
No	39.6	39.7	43.0	36.4	39.6
Yes	60.4	60.2	56.9	63.6	60.3
Don't know	-	0.1	0.1	-	0.1

Q41B. How easy or difficult was it to obtain the medical care you needed?

	Urban	Rural	Men	Women	Total
Very easy	6.0	9.9	8.0	9.6	8.8
Easy	29.9	29.4	29.2	29.8	29.5
Difficult	15.0	14.7	12.9	16.6	14.8
Very difficult	9.5	6.3	6.7	7.6	7.2
Not applicable	39.6	39.8	43.1	36.4	39.7

Q41C. And how often, if ever, did you have to pay a bribe, give a gift, or do a favour for a health worker or clinic or hospital staff in order to get the medical care you needed?

	Urban	Rural	Men	Women	Total
Never	53.8	51.7	49.6	54.8	52.3
Once or twice	3.9	4.2	3.8	4.5	4.1
A few times	2.1	3.1	2.7	2.9	2.8
Often	0.6	1.3	0.8	1.3	1.1
Not applicable	39.6	39.8	43.1	36.4	39.7

Q41D. In general, when dealing with health workers and clinic or hospital staff, how much do you feel that they treat you with respect?

	Urban	Rural	Men	Women	Total
Not at all	11.9	8.7	9.3	9.8	9.5
A little bit	13.2	10.6	10.8	11.7	11.3
Somewhat	21.9	22.5	19.4	25.0	22.3
A lot	13.3	18.4	17.4	16.8	17.0
No contact	39.6	39.8	43.1	36.4	39.7
Don't know	0.2	0.1	-	0.2	0.1

Q41E. And have you encountered any of these problems with a public clinic or hospital during the past 12 months: Lack of medicines or other supplies?

	Urban	Rural	Men	Women	Total
Never	7.4	4.8	5.0	5.9	5.5
Once or twice	9.2	10.0	9.1	10.5	9.8
A few times	19.1	21.6	20.4	21.4	20.9
Often	24.8	23.8	22.4	25.7	24.1
Not applicable	39.6	39.8	43.1	36.4	39.7

Q41F. And have you encountered any of these problems with a public clinic or hospital during the past 12 months: Absence of doctors or other medical personnel?

	Urban	Rural	Men	Women	Total
Never	16.1	20.9	19.2	20.0	19.6
Once or twice	16.3	13.9	14.0	15.0	14.5
A few times	15.9	14.5	12.6	17.0	14.9
Often	11.7	10.8	10.8	11.4	11.1
Not applicable	39.6	39.8	43.1	36.4	39.7
Don't know	0.5	0.1	0.3	0.2	0.2

Q41G. And have you encountered any of these problems with a public clinic or hospital during the past 12 months: Long waiting time?

	Urban	Rural	Men	Women	Total
Never	5.7	8.2	7.8	7.2	7.5
Once or twice	8.5	6.9	6.7	7.9	7.3
A few times	14.2	16.5	11.9	19.7	15.9
Often	32.0	28.7	30.5	28.7	29.6
Not applicable	39.6	39.8	43.1	36.4	39.7

Q41H. And have you encountered any of these problems with a public clinic or hospital during the past 12 months: Poor condition of facilities?

	Urban	Rural	Men	Women	Total
Never	18.9	22.9	20.4	23.2	21.8
Once or twice	9.4	12.5	10.8	12.4	11.6
A few times	13.7	10.5	11.3	11.5	11.4
Often	18.4	13.9	14.0	16.3	15.1
Not applicable	39.6	39.8	43.1	36.4	39.7
Don't know	-	0.4	0.5	0.2	0.3

Q42A. In the past 12 months, have you tried to get an identity document like a birth certificate, driver's license, passport or voter's card, or permit from government?

	Urban	Rural	Men	Women	Total
No	79.1	82.1	82.0	80.6	81.3
Yes	20.9	17.8	18.0	19.2	18.6
Refused to answer	-	0.1	-	0.2	0.1

Q42B. How easy or difficult was it to obtain the document you needed?

	Urban	Rural	Men	Women	Total
Very easy	2.1	1.7	1.0	2.6	1.8
Easy	7.1	6.0	6.9	5.8	6.3
Difficult	5.2	6.1	4.7	7.0	5.9
Very difficult	6.4	3.9	5.4	3.8	4.6
Not applicable	79.1	82.2	82.0	80.8	81.4

Q42C. How often, if ever, did you have to pay a bribe, give a gift, or do a favour for a government official in order to get the document you needed?

	Urban	Rural	Men	Women	Total
Never	12.2	11.0	10.5	12.1	11.3
Once or twice	3.6	2.8	4.0	2.2	3.0
A few times	2.3	2.5	2.1	2.8	2.5
Often	2.5	1.1	1.5	1.5	1.5
Not applicable	79.1	82.2	82.0	80.8	81.4
Refused	0.3	-	-	0.2	0.1
Don't know	-	0.3	-	0.5	0.3

Q42D. In general, when dealing with government officials to obtain documents, how much do you feel that they treat you with respect?

	Urban	Rural	Men	Women	Total
Not at all	9.2	5.6	6.0	7.2	6.6
A little bit	3.9	3.5	4.4	2.9	3.6
Somewhat	5.7	5.0	5.3	5.1	5.2
A lot	2.1	3.6	2.3	4.1	3.2
No contact	79.1	82.2	82.0	80.8	81.4

Q43A. In the past 12 months, have you requested assistance from the police?

	Urban	Rural	Men	Women	Total
No	79.6	85.3	83.0	84.5	83.8
Yes	20.4	14.7	17.0	15.5	16.2

Q43B. How easy or difficult was it to obtain the assistance you needed?

	Urban	Rural	Men	Women	Total
Very easy	2.0	2.0	2.2	1.8	2.0
Easy	7.5	4.9	6.1	5.1	5.6
Difficult	3.6	5.2	4.7	4.8	4.8
Very difficult	7.3	2.6	3.9	3.8	3.9
Not applicable	79.6	85.3	83.0	84.5	83.8
Don't know	-	0.0	0.1	-	0.0

Q43C. And how often, if ever, did you have to pay a bribe, give a gift, or do a favour for a police officer in order to get the assistance you needed?

	Urban	Rural	Men	Women	Total
Never	14.0	9.9	11.8	10.3	11.0
Once or twice	3.7	1.3	1.7	2.3	2.0
A few times	1.6	0.8	1.2	0.8	1.0
Often	1.1	2.6	2.3	2.1	2.2
Not applicable	79.6	85.3	83.0	84.5	83.8
Don't know	-	0.1	0.1	-	0.0

Q43D. In the past 12 months, how often have you encountered the police in other situations, like at checkpoints, during identity checks or traffic stops, or during an investigation?

	Urban	Rural	Men	Women	Total
Never	34.2	41.4	38.5	40.3	39.4
Once or twice	17.1	15.4	15.6	16.1	15.9
A few times	29.3	27.4	27.1	28.7	27.9
Often	19.4	15.2	18.2	14.5	16.3
Refused	-	0.0	-	0.0	0.0
Don't know	-	0.6	0.6	0.3	0.4

Q43E. How often, if ever did you have to pay a bribe, give a gift, or do a favour for a police officer in order to avoid a problem during one of these encounters?

	Urban	Rural	Men	Women	Total
Never	46.2	40.4	39.8	44.1	42.0
Once or twice	8.4	5.1	6.4	5.6	6.0
A few times	6.6	6.8	7.2	6.4	6.8
Often	4.5	5.6	7.4	3.3	5.3
Not applicable	34.2	42.0	39.1	40.6	39.9
Refused	0.1	-	0.1	-	0.0
Don't know	-	0.1	0.1	-	0.0

Government performance

Now let's speak about the performance of the present government of this country.

Q46A. How well or badly would you say the current government is handling the following matters, or haven't you heard enough to say: Managing the economy?

	Urban	Rural	Men	Women	Total
Very badly	61.4	58.5	59.9	58.7	59.3
Fairly badly	26.1	25.7	25.9	25.7	25.8
Fairly well	10.0	12.2	11.2	12.0	11.6
Very well	-	0.6	0.2	0.7	0.4
Don't know / Haven't heard enough to say	2.4	3.0	2.8	2.9	2.8

Q46B. How well or badly would you say the current government is handling the following matters, or haven't you heard enough to say: Improving the living standards of the poor?

	Urban	Rural	Men	Women	Total
Very badly	66.1	59.2	60.4	61.6	61.0
Fairly badly	25.6	27.8	29.6	24.9	27.2
Fairly well	7.0	10.3	8.1	10.7	9.4
Very well	-	1.1	0.7	0.8	0.8
Don't know / Haven't heard enough to say	1.4	1.7	1.2	1.9	1.6

Q46C. How well or badly would you say the current government is handling the following matters, or haven't you heard enough to say: Creating jobs?

	Urban	Rural	Men	Women	Total
Very badly	71.5	73.9	74.1	72.4	73.3
Fairly badly	23.5	18.2	20.0	19.3	19.6
Fairly well	4.0	6.0	4.8	6.0	5.4
Very well	0.5	1.1	0.7	1.2	1.0
Don't know / Haven't heard enough to say	0.4	0.8	0.3	1.1	0.7

Q46D. How well or badly would you say the current government is handling the following matters, or haven't you heard enough to say: Keeping prices stable?

	Urban	Rural	Men	Women	Total
Very badly	75.1	71.0	72.2	72.1	72.1
Fairly badly	21.8	23.5	22.4	23.7	23.1
Fairly well	3.0	4.3	4.7	3.2	3.9
Very well	0.1	0.1	0.1	0.1	0.1
Don't know / Haven't heard enough to say	-	1.1	0.7	0.9	0.8

Q46E. How well or badly would you say the current government is handling the following matters, or haven't you heard enough to say: Narrowing gaps between rich and poor?

	Urban	Rural	Men	Women	Total
Very badly	66.5	66.5	66.1	66.8	66.5
Fairly badly	29.3	25.0	26.4	25.9	26.2
Fairly well	3.0	5.4	5.1	4.5	4.7
Very well	0.1	0.4	0.3	0.3	0.3
Don't know / Haven't heard enough to say	1.0	2.8	2.1	2.5	2.3

Q46F. How well or badly would you say the current government is handling the following matters, or haven't you heard enough to say: Reducing crime?

	Urban	Rural	Men	Women	Total
Very badly	57.3	52.6	55.8	52.0	53.9
Fairly badly	24.0	25.2	23.6	26.1	24.9
Fairly well	16.8	18.2	18.0	17.7	17.8
Very well	1.5	1.9	1.3	2.2	1.8
Don't know / Haven't heard enough to say	0.5	2.2	1.3	2.1	1.7

Q46G. How well or badly would you say the current government is handling the following matters, or haven't you heard enough to say: Improving basic health services?

	Urban	Rural	Men	Women	Total
Very badly	45.1	39.4	43.2	38.9	41.0
Fairly badly	28.6	25.7	24.3	28.5	26.4
Fairly well	22.2	31.4	29.9	28.0	28.9
Very well	3.0	2.7	2.1	3.5	2.8
Don't know / Haven't heard enough to say	1.1	0.8	0.5	1.2	0.9

Q46H. How well or badly would you say the current government is handling the following matters, or haven't you heard enough to say: Addressing educational needs?

	Urban	Rural	Men	Women	Total
Very badly	45.9	37.7	39.9	39.9	39.9
Fairly badly	26.9	26.3	27.1	25.9	26.4
Fairly well	24.5	31.7	30.6	28.9	29.7
Very well	2.2	3.1	1.7	4.0	2.9
Don't know / Haven't heard enough to say	0.5	1.3	0.7	1.5	1.1

Q46I. How well or badly would you say the current government is handling the following matters, or haven't you heard enough to say: Providing water and sanitation services?

	Urban	Rural	Men	Women	Total
Very badly	25.4	36.2	34.8	31.8	33.3
Fairly badly	22.3	24.0	24.0	23.1	23.6
Fairly well	42.7	36.0	37.1	38.4	37.8
Very well	9.2	2.9	3.5	5.6	4.6
Don't know / Haven't heard enough to say	0.4	1.0	0.5	1.1	0.8

Q46J. How well or badly would you say the current government is handling the following matters, or haven't you heard enough to say: Fighting corruption in government?

	Urban	Rural	Men	Women	Total
Very badly	55.2	53.3	56.0	51.7	53.8
Fairly badly	28.8	28.7	29.0	28.5	28.7
Fairly well	6.1	10.9	9.1	10.0	9.6
Very well	0.3	0.3	0.3	0.3	0.3
Refused	0.3	0.1	0.2	0.2	0.2
Don't know / Haven't heard enough to say	9.3	6.7	5.5	9.3	7.4

Q46K. How well or badly would you say the current government is handling the following matters, or haven't you heard enough to say: Maintaining roads and bridges?

	Urban	Rural	Men	Women	Total
Very badly	37.7	42.0	43.8	38.0	40.8
Fairly badly	28.7	26.6	28.7	25.7	27.2
Fairly well	31.3	27.7	24.4	32.8	28.7
Very well	1.9	2.3	2.0	2.4	2.2
Don't know / Haven't heard enough to say	0.5	1.3	1.1	1.1	1.1

Q46L. How well or badly would you say the current government is handling the following matters, or haven't you heard enough to say: Providing a reliable supply of electricity?

	Urban	Rural	Men	Women	Total
Very badly	19.2	21.9	23.3	19.1	21.2
Fairly badly	14.2	14.8	14.0	15.3	14.7
Fairly well	51.1	45.8	46.3	48.2	47.3
Very well	15.5	15.6	15.2	15.9	15.6
Don't know / Haven't heard enough to say	-	1.8	1.2	1.5	1.3

Q46M. How well or badly would you say the current government is handling the following matters, or haven't you heard enough to say: Preventing or resolving violent conflict?

	Urban	Rural	Men	Women	Total
Very badly	49.5	45.4	48.0	45.0	46.5
Fairly badly	33.1	27.8	28.9	29.5	29.3
Fairly well	12.2	20.0	17.5	18.2	17.9
Very well	-	0.4	0.4	0.1	0.3
Refused	-	0.1	0.1		0.0
Don't know / Haven't heard enough to say	5.3	6.4	5.0	7.2	6.1

Q46N. How well or badly would you say the current government is handling the following matters, or haven't you heard enough to say: Promoting equal rights and opportunities for women?

	Urban	Rural	Men	Women	Total
Very badly	42.8	37.8	37.8	40.5	39.2
Fairly badly	26.3	24.3	26.4	23.4	24.9
Fairly well	27.9	31.9	32.1	29.6	30.8
Very well	2.4	4.3	2.4	5.1	3.8
Don't know / Haven't heard enough to say	0.6	1.6	1.3	1.4	1.4

Q46O. How well or badly would you say the current government is handling the following matters, or haven't you heard enough to say: Protecting and promoting the well-being of vulnerable children?

	Urban	Rural	Men	Women	Total
Very badly	33.4	33.4	34.7	32.1	33.4
Fairly badly	31.5	28.1	27.5	30.5	29.0
Fairly well	28.2	31.5	31.5	29.8	30.6
Very well	2.5	3.2	1.9	4.1	3.0
Don't know / Haven't heard enough to say	4.5	3.7	4.4	3.5	3.9

Q46P. How well or badly would you say the current government is handling the following matters, or haven't you heard enough to say: Addressing the problem of climate change?

	Urban	Rural	Men	Women	Total
Very badly	32.2	31.7	35.6	28.2	31.8
Fairly badly	21.8	23.2	21.8	23.7	22.8
Fairly well	27.3	27.0	25.8	28.3	27.1
Very well	2.6	0.8	1.4	1.2	1.3
Don't know / Haven't heard enough to say	16.2	17.4	15.4	18.6	17.0

Q46Q. How well or badly would you say the current government is handling the following matters, or haven't you heard enough to say: Reducing pollution and protecting the environment?

	Urban	Rural	Men	Women	Total
Very badly	28.3	31.2	32.1	28.9	30.4
Fairly badly	26.7	20.8	21.8	23.0	22.4
Fairly well	33.2	31.6	31.3	32.7	32.0
Very well	3.5	2.7	2.9	2.9	2.9
Refused	-	0.1	0.1		0.0
Don't know / Haven't heard enough to say	8.3	13.6	11.8	12.5	12.2

Gender equality and gender-based violence

Also see Q46N (on government performance on promoting equal rights and opportunities for women) in the “Public services and government performance” section.

Note that in addition to gender-specific questions in this section, responses to all questions in the survey are disaggregated by gender as well as urban-rural residence. To analyze our data by these and other demographic variables, visit our free online data analysis facility at <http://afrobarometer.org/online-data-analysis/analyse-online>.

Q20. Which of the following statements is closest to your view?

Statement 1: Men make better political leaders than women, and should be elected rather than women.

Statement 2: Women should have the same chance of being elected to political office as men.

	Urban	Rural	Men	Women	Total
Agree very strongly with 1	6.1	9.3	11.0	5.9	8.4
Agree with 1	4.1	3.7	4.2	3.4	3.8
Agree with 2	26.1	29.8	29.4	28.2	28.8
Agree very strongly with 2	61.2	55.7	53.3	60.9	57.2
Agree with neither	1.8	1.5	1.7	1.5	1.6
Don't know	0.7	0.1	0.4	0.1	0.3

Q21A. For each of the following statements, please tell me whether you disagree or agree: When jobs are scarce, men should have more rights to a job than women?

	Urban	Rural	Men	Women	Total
Strongly disagree	44.2	38.7	34.5	45.7	40.2
Disagree	34.1	35.1	34.0	35.6	34.8
Neither agree nor disagree	3.9	3.8	3.9	3.8	3.8
Agree	12.7	16.4	19.8	11.2	15.4
Strongly agree	5.1	5.8	7.5	3.7	5.6
Don't know		0.2	0.2		0.1

Q21B. For each of the following statements, please tell me whether you disagree or agree: Women should have the same rights as men to own and inherit land?

	Urban	Rural	Men	Women	Total
Strongly disagree	3.1	5.0	5.3	3.7	4.4
Disagree	6.9	9.3	11.6	5.8	8.6
Neither agree nor disagree	2.7	2.7	2.6	2.8	2.7
Agree	40.1	39.3	42.8	36.4	39.5
Strongly agree	46.3	43.5	37.8	50.4	44.2
Don't know	0.9	0.3		0.9	0.5

Now I would like to discuss with you the status of men, women, and children in your community.

Q49A. For each of the following statements, please tell me whether you disagree or agree: In our country today, women and men have equal opportunities to get a job that pays a wage or salary?

	Urban	Rural	Men	Women	Total
Strongly disagree	14.2	13.8	14.0	13.8	13.9
Disagree	31.8	26.3	27.2	28.2	27.8
Neither agree nor disagree	5.1	4.9	4.9	5.0	4.9
Agree	41.7	48.2	46.9	45.9	46.4
Strongly agree	6.3	6.5	6.6	6.3	6.5
Refused	-	0.4	-	0.5	0.3
Don't know	0.9	0.0	0.3	0.3	0.3

Q49B. For each of the following statements, please tell me whether you disagree or agree: In our country today, women and men have equal opportunities to own and inherit land?

	Urban	Rural	Men	Women	Total
Strongly disagree	17.1	15.8	16.3	16.0	16.1
Disagree	32.5	28.4	29.3	29.7	29.5
Neither agree nor disagree	5.1	5.9	5.7	5.6	5.7
Agree	38.6	41.4	41.8	39.5	40.7
Strongly agree	3.5	7.4	4.7	7.9	6.4
Refused	0.6	0.1	0.5	-	0.2
Don't know	2.7	1.0	1.7	1.2	1.4

Q50A. If a woman in your community runs for elected office, how likely or unlikely is it that the following things might occur: She and her family will gain standing in the community?

	Urban	Rural	Men	Women	Total
Very unlikely	19.0	19.4	20.4	18.3	19.3
Somewhat unlikely	12.5	10.9	11.9	10.8	11.3
Somewhat likely	35.0	34.2	34.5	34.3	34.4
Very likely	31.3	33.8	32.0	34.1	33.1
Don't know	2.3	1.7	1.3	2.5	1.9

Q50B. If a woman in your community runs for elected office, how likely or unlikely is it that the following things might occur: She will be criticized, called names, or harassed by others in the community?

	Urban	Rural	Men	Women	Total
Very unlikely	25.7	28.6	28.1	27.6	27.8
Somewhat unlikely	23.3	26.2	24.2	26.5	25.4
Somewhat likely	35.9	29.3	31.4	30.9	31.1
Very likely	13.0	13.8	14.5	12.6	13.6
Refused	-	0.1	0.2		0.1
Don't know	2.1	2.0	1.6	2.4	2.0

Q50C. If a woman in your community runs for elected office, how likely or unlikely is it that the following things might occur: She will face problems with her family?

	Urban	Rural	Men	Women	Total
Very unlikely	32.2	32.4	31.6	33.1	32.4
Somewhat unlikely	24.0	16.4	15.6	21.2	18.5
Somewhat likely	28.6	30.5	34.4	25.7	30.0
Very likely	10.8	16.3	14.3	15.3	14.8
Refused	0.4	0.0	0.1	0.2	0.1
Don't know	4.2	4.3	4.1	4.4	4.2

Q51A. In your opinion, should government and elected officials be doing more than they are doing now to advance the rights and equality of women, or should they be doing less, or are they doing about the right amount?

	Urban	Rural	Men	Women	Total
Much less	4.9	4.7	5.0	4.5	4.7
Somewhat less	4.3	5.5	5.3	5.0	5.2
About the right amount	6.1	9.2	7.6	9.1	8.4
Somewhat more	33.6	27.8	28.9	29.8	29.4
Much more	49.3	51.3	51.9	49.8	50.8
Refused	-	0.0	-	0.1	0.0
Don't know	1.8	1.4	1.2	1.8	1.5

Q51B. In your opinion, which of the following issues related to women's rights and equality do you think is the most important for our government and society to address?

	Urban	Rural	Men	Women	Total
None of these / There are no issues for government to address	1.2	1.2	1.0	1.4	1.2
Unequal access to education	3.9	6.0	4.9	5.9	5.4
Unequal opportunities or pay in the workplace	10.8	14.9	13.8	13.8	13.8
Too few women in influential positions in government	24.1	21.0	25.0	18.8	21.9
Unequal rights of property ownership and inheritance	11.9	15.6	12.1	17.0	14.6
Gender-based violence	46.2	39.5	41.8	40.9	41.3
Some other issue	0.6	1.4	0.7	1.7	1.2
Refused	-	0.1	-	0.1	0.1
Don't know	1.3	0.2	0.7	0.3	0.5

Q52B. For each of the following actions, please tell me whether you think it can always be justified, sometimes be justified, or never be justified: For a man to use physical discipline on his wife if she has done something he doesn't like or thinks is wrong?

	Urban	Rural	Men	Women	Total
Always justified	1.5	3.0	2.8	2.5	2.6
Sometimes justified	6.8	5.0	7.4	3.7	5.5
Never justified	90.2	91.3	88.9	93.1	91.0
Refused	0.2	0.3		0.5	0.3
Don't know	1.3	0.4	1.0	0.2	0.6

Q53A. In this area, how common do you think it is for men to use violence against women and girls in the home or in the community?

	Urban	Rural	Men	Women	Total
Very common	27.5	15.9	18.7	19.4	19.1
Somewhat common	29.6	21.7	27.0	20.8	23.8
Not very common	27.4	47.8	40.6	43.9	42.3
Not at all common	12.0	12.2	10.3	13.9	12.1
Don't know	3.5	2.4	3.4	2.0	2.7

Q53B. If a woman in your community goes to the police to report being a victim of gender-based violence, for example, to report a rape or report being physically abused by her husband, how likely or unlikely is it that the following things might occur: Her case will be taken seriously by the police?

	Urban	Rural	Men	Women	Total
Very unlikely	7.8	8.4	10.0	6.5	8.2
Somewhat unlikely	8.5	10.1	9.3	9.9	9.6
Somewhat likely	23.9	22.0	23.2	21.9	22.5
Very likely	59.6	58.4	56.4	60.9	58.7
Refused	-	0.6	0.8	-	0.4
Don't know	0.2	0.6	0.3	0.7	0.5

Q53C. If a woman in your community goes to the police to report being a victim of gender-based violence, for example, to report a rape or report being physically abused by her husband, how likely or unlikely is it that the following things might occur: She will be criticized, harassed, or shamed by others in the community?

	Urban	Rural	Men	Women	Total
Very unlikely	32.2	37.7	36.3	36.2	36.2
Somewhat unlikely	25.0	25.1	24.8	25.3	25.1
Somewhat likely	24.2	20.3	22.0	20.8	21.4
Very likely	17.9	14.0	14.4	15.7	15.1
Refused	-	0.9	1.3	-	0.6
Don't know	0.7	2.0	1.3	2.0	1.6

Q54. Which of the following statements is closest to your view?

Statement 1: Domestic violence is a private matter that needs to be handled and resolved within the family.

Statement 2: Domestic violence is a criminal matter whose full resolution requires the involvement of law enforcement agencies.

	Urban	Rural	Men	Women	Total
Agree very strongly with 1	14.8	16.9	19.8	13.0	16.3
Agree with 1	6.2	13.1	12.1	10.3	11.2
Agree with 2	24.9	17.2	18.7	19.8	19.3
Agree very strongly with 2	51.1	48.6	44.9	53.5	49.3
Agree with neither	2.8	4.0	4.1	3.3	3.7
Don't know	0.3	0.2	0.3	0.1	0.2

Child welfare

See related questions in the sections on “Public services and government performance” (Q46O) and “Gender equality and gender-based violence.”

Q52A. For each of the following actions, please tell me whether you think it can always be justified, sometimes be justified, or never be justified: For parents to use physical force to discipline their children?

	Urban	Rural	Men	Women	Total
Always justified	25.3	26.9	25.9	26.9	26.4
Sometimes justified	49.3	46.5	47.0	47.5	47.3
Never justified	25.0	26.4	26.6	25.4	26.0
Refused	-	0.1	0.1		0.0
Don't know	0.5	0.2	0.4	0.1	0.3

Q55A. How frequently do you think the following things occur in your community or neighbourhood: Adults use physical force to discipline children?

	Urban	Rural	Men	Women	Total
Very frequently	11.5	11.3	11.1	11.7	11.4
Somewhat frequently	25.1	23.9	26.6	21.9	24.2
Not very frequently	30.3	32.7	29.3	34.8	32.1
Not at all frequently	31.2	31.8	31.9	31.4	31.6
Don't know	1.8	0.3	1.2	0.2	0.7

Q55B. How frequently do you think the following things occur in your community or neighbourhood: Children are abused, mistreated, or neglected?

	Urban	Rural	Men	Women	Total
Very frequently	10.0	7.5	8.7	7.7	8.2
Somewhat frequently	23.0	16.9	18.6	18.5	18.6
Not very frequently	31.5	31.6	31.4	31.7	31.5
Not at all frequently	33.5	40.8	38.1	39.5	38.8
Don't know	2.0	3.3	3.1	2.7	2.9

Q55C. How frequently do you think the following things occur in your community or neighbourhood: Children who should be in school are not in school?

	Urban	Rural	Men	Women	Total
Very frequently	18.9	11.6	14.3	12.9	13.6
Somewhat frequently	22.6	20.1	20.9	20.7	20.8
Not very frequently	25.0	28.0	26.8	27.6	27.2
Not at all frequently	32.2	38.6	36.8	37.0	36.9
Don't know	1.2	1.6	1.2	1.7	1.5

Q56A. For each of the following statements, please tell me whether you disagree or agree: In general, people in this community are able to get help for children who are abused, mistreated, or neglected?

	Urban	Rural	Men	Women	Total
Strongly disagree	19.0	20.5	20.6	19.5	20.0
Disagree	12.3	16.3	16.0	14.4	15.2
Neither agree nor disagree	5.4	7.8	7.2	7.2	7.2
Agree	28.2	26.0	24.1	29.0	26.6
Strongly agree	23.4	22.2	24.1	21.0	22.5
Don't know	11.8	7.2	8.0	8.9	8.4

Q56B. For each of the following statements, please tell me whether you disagree or agree: In my community, children who have a physical disability are generally able to get the support they need to succeed in life?

	Urban	Rural	Men	Women	Total
Strongly disagree	23.9	22.4	22.6	23.0	22.8
Disagree	15.9	17.2	18.5	15.3	16.8
Neither agree nor disagree	9.3	8.5	8.7	8.7	8.7
Agree	24.0	22.4	23.7	22.0	22.9
Strongly agree	15.2	20.3	17.8	20.0	18.9
Don't know	11.7	9.2	8.8	10.9	9.9

Q56C. For each of the following statements, please tell me whether you disagree or agree: In my community, children and adults who have mental or emotional problems are generally able to get the help they need to have a good life?

	Urban	Rural	Men	Women	Total
Strongly disagree	27.7	25.4	25.6	26.4	26.0
Disagree	15.0	16.8	16.6	16.0	16.3
Neither agree nor disagree	10.9	11.0	11.4	10.6	11.0
Agree	20.1	22.3	21.7	21.7	21.7
Strongly agree	13.6	16.0	16.3	14.4	15.3
Don't know	12.7	8.5	8.3	11.0	9.7

Identity, society, and pluralism

Q84C. Let us suppose that you had to choose between being a Swati and being a Zulu. Which of the following statements best expresses your feelings?

	Urban	Rural	Men	Women	Total
I feel only (ethnic group)	0.3		0.2		0.1
I feel equally (national identity) and (ethnic group)	0.1	0.9	1.2	0.2	0.7
I feel more (national identity) than (ethnic group)	0.3	0.1	0.2	0.2	0.2
I feel only (national identity)	-	0.2	0.2		0.1
Not applicable	99.3	98.8	98.2	99.6	99.0

Q88B. Please tell me whether you agree or disagree with the following statement: Other Emaswati think of me as a liswati just like them.

	Urban	Rural	Men	Women	Total
Strongly disagree	1.6	1.6	1.9	1.3	1.6
Disagree	1.1	1.3	0.9	1.6	1.3
Neither agree nor disagree	9.3	11.6	10.0	11.9	11.0
Agree	31.2	31.3	28.6	33.8	31.2
Strongly agree	54.5	53.0	57.1	50.0	53.5
Don't know	2.2	1.2	1.5	1.4	1.4

Q84D. Are you from the same ethnic community or cultural group as your mother?

	Urban	Rural	Men	Women	Total
No	0.4	0.9	1.3	0.2	0.7
Yes	0.3	0.3	0.4	0.2	0.3
Not applicable	99.3	98.8	98.2	99.6	99.0

Q84E. Are you from the same ethnic community or cultural group as your father?

	Urban	Rural	Men	Women	Total
No		0.1	0.1	0.0	0.1
Yes	0.7	1.1	1.7	0.3	1.0
Not applicable	99.3	98.8	98.2	99.6	99.0

Q85B. In your family, do the children belong more to the mother's side, more to the father's side, or to both sides equally?

	Urban	Rural	Men	Women	Total
Neither side	3.1	1.5	2.2	1.6	1.9
Mother's side	38.8	27.4	26.5	34.4	30.5
Father's side	15.7	24.9	25.8	19.1	22.4
Both sides equally	42.0	45.6	45.2	44.2	44.7
Don't know	0.3	0.6	0.3	0.7	0.5

Q84B. How often, if ever, are Zulus treated unfairly by the government?

	Urban	Rural	Men	Women	Total
Never	-	0.5	0.3	0.4	0.4
Sometimes	0.2	-	0.1	-	0.1
Often	0.5	-	0.3	-	0.1
Not applicable	99.3	98.8	98.2	99.6	99.0
Don't know	-	0.7	1.0	-	0.5

Q85A. Please tell me whether you agree or disagree with the following statement: I feel strong ties with other Swazis?

	Urban	Rural	Men	Women	Total
Strongly disagree	0.1	1.6	1.5	0.9	1.2
Disagree	2.2	3.7	2.4	4.1	3.3
Neither agree nor disagree	4.1	3.5	4.1	3.2	3.6
Agree	66.8	63.8	64.8	64.6	64.7
Strongly agree	26.8	27.4	27.3	27.2	27.3

Q86A. How much do you trust each of the following types of people: Other Swazis?

	Urban	Rural	Men	Women	Total
Not at all	30.8	23.3	24.5	26.2	25.3
Just a little	35.1	36.0	36.1	35.5	35.8
Somewhat	26.3	32.9	31.8	30.4	31.1
A lot	7.1	7.8	7.2	8.0	7.6
Don't know	0.7		0.4		0.2

Q86B. How much do you trust each of the following types of people: Your relatives?

	Urban	Rural	Men	Women	Total
Not at all	16.6	14.9	13.4	17.2	15.4
Just a little	33.7	31.9	33.3	31.6	32.4
Somewhat	26.3	28.7	29.1	27.1	28.1
A lot	23.5	24.4	24.2	24.1	24.2

Q86C. How much do you trust each of the following types of people: Your neighbours?

	Urban	Rural	Men	Women	Total
Not at all	33.8	26.7	27.1	30.1	28.6
Just a little	34.6	34.3	36.9	31.9	34.4
Somewhat	26.6	29.9	29.0	29.1	29.0
A lot	4.4	9.0	6.6	8.9	7.8
Don't know	0.7	0.0	0.4		0.2

Q86D. How much do you trust each of the following types of people: Other people you know?

	Urban	Rural	Men	Women	Total
Not at all	31.0	26.0	27.1	27.6	27.4
Just a little	44.1	42.6	44.3	41.7	43.0
Somewhat	22.6	28.1	25.1	28.1	26.6
A lot	1.6	3.3	3.0	2.6	2.8
Don't know	0.7	-	0.4	-	0.2

Q86E. How much do you trust each of the following types of people: People from other religions?

	Urban	Rural	Men	Women	Total
Not at all	36.3	33.0	35.7	32.2	33.9
Just a little	36.5	36.7	37.1	36.3	36.7
Somewhat	24.1	24.8	22.9	26.2	24.6
A lot	2.4	5.3	3.9	5.1	4.5
Don't know	0.7	0.2	0.4	0.2	0.3

Q86F. How much do you trust each of the following types of people: People from other ethnic groups?

	Urban	Rural	Men	Women	Total
Not at all	39.5	36.3	37.2	37.1	37.1
Just a little	32.4	37.0	37.0	34.6	35.8
Somewhat	24.5	24.0	23.1	25.1	24.2
A lot	2.7	2.1	2.4	2.0	2.2
Don't know	0.9	0.6	0.3	1.1	0.7

Q87A. For each of the following types of people, please tell me whether you would like having people from this group as neighbours, dislike it, or not care: People of a different religion?

	Urban	Rural	Men	Women	Total
Strongly dislike	8.8	11.8	12.3	9.6	10.9
Somewhat dislike	9.2	14.1	12.7	12.8	12.8
Would not care	66.6	54.1	56.8	58.1	57.5
Somewhat like	13.4	17.5	15.9	16.9	16.4
Strongly like	1.6	2.4	2.1	2.3	2.2
Don't know	0.5	0.1	0.2	0.2	0.2

Q87B. For each of the following types of people, please tell me whether you would like having people from this group as neighbours, dislike it, or not care: People from other ethnic groups?

	Urban	Rural	Men	Women	Total
Strongly dislike	7.3	9.7	10.2	8.0	9.1
Somewhat dislike	12.3	14.4	15.4	12.3	13.8
Would not care	63.5	55.5	57.0	58.3	57.7
Somewhat like	15.2	17.6	15.4	18.5	17.0
Strongly like	1.2	2.7	1.9	2.7	2.3
Don't know	0.5	0.1	0.1	0.2	0.2

Q87C. For each of the following types of people, please tell me whether you would like having people from this group as neighbours, dislike it, or not care: Homosexuals?

	Urban	Rural	Men	Women	Total
Strongly dislike	41.0	49.5	51.9	42.7	47.2
Somewhat dislike	8.5	10.0	9.2	9.9	9.6
Would not care	42.5	31.2	31.8	36.7	34.3
Somewhat like	4.4	5.9	4.3	6.7	5.5
Strongly like	2.7	1.9	1.5	2.8	2.1
Refused	-	0.1	0.2	-	0.1
Don't know	1.0	1.3	1.1	1.3	1.2

Q87D. For each of the following types of people, please tell me whether you would like having people from this group as neighbours, dislike it, or not care: Immigrants or foreign workers?

	Urban	Rural	Men	Women	Total
Strongly dislike	8.3	10.0	9.5	9.5	9.5
Somewhat dislike	10.8	11.5	11.4	11.2	11.3
Would not care	63.7	57.4	59.6	58.7	59.1
Somewhat like	15.2	17.5	15.6	18.1	16.9
Strongly like	2.0	3.5	3.8	2.3	3.1
Don't know	-	0.2	-	0.3	0.2

Q87E. For each of the following types of people, please tell me whether you would like having people from this group as neighbours, dislike it, or not care: People who support a different political party?

	Urban	Rural	Men	Women	Total
Strongly dislike	15.3	22.7	22.4	19.0	20.7
Somewhat dislike	18.5	14.3	13.2	17.6	15.4
Would not care	53.7	49.7	52.9	48.8	50.8
Somewhat like	10.2	9.8	9.4	10.4	9.9
Strongly like	1.8	2.2	1.9	2.2	2.1
Refused	0.4	0.0	-	0.2	0.1

Q88A. Please tell me whether you would like having a family member marry a person from a different ethnic group, dislike it, or not care?

	Urban	Rural	Men	Women	Total
Strongly dislike	5.4	8.5	7.8	7.6	7.7
Somewhat dislike	3.3	4.0	3.4	4.2	3.8
Would not care	62.4	60.3	60.6	61.1	60.9
Somewhat like	8.8	14.7	13.3	12.9	13.1
Strongly like	19.7	12.3	14.9	13.7	14.3
Don't know	0.3	0.2	0.0	0.5	0.3

Security, crime, and the police

See additional questions about the police under “Public services and government performance,” “Corruption,” and “Gender equality and gender-based violence.”

Q7A. Over the past year, how often, if ever, have you or anyone in your family: Felt unsafe walking in your neighbourhood?

	Urban	Rural	Men	Women	Total
Never	29.8	35.0	36.4	30.9	33.6
Just once or twice	20.0	20.6	21.3	19.6	20.4
Several times	15.6	23.1	19.7	22.4	21.1
Many times	17.8	12.8	12.8	15.4	14.1
Always	16.7	8.4	9.7	11.6	10.6
Don't know	-	0.1	0.1	0.1	0.1

Q7B. Over the past year, how often, if ever, have you or anyone in your family: Feared crime in your own home?

	Urban	Rural	Men	Women	Total
Never	34.1	40.2	42.2	35.0	38.5
Just once or twice	17.2	22.1	22.3	19.3	20.8
Several times	14.6	17.9	13.9	19.9	17.0
Many times	16.9	13.0	12.9	15.2	14.1
Always	16.8	6.8	8.6	10.5	9.5
Refused	0.4	-	-	0.2	0.1

Q44A. In your opinion, how often do the police in [Botswana]: Operate in a professional manner and respect the rights of all citizens?

	Urban	Rural	Men	Women	Total
Never	21.2	18.9	21.0	18.2	19.6
Rarely	31.8	28.8	27.3	31.9	29.6
Sometimes	30.6	31.5	31.9	30.6	31.3
Often	9.7	15.6	14.3	13.7	14.0
Always	5.6	4.3	4.7	4.6	4.7
Refused	-	0.3	0.2	0.2	0.2
Don't know	1.0	0.6	0.6	0.9	0.7

Q44B. In your opinion, how often do the police in Eswatini: Stop drivers without good reason?

	Urban	Rural	Men	Women	Total
Never	12.2	11.5	11.9	11.6	11.7
Rarely	12.1	18.8	16.4	17.5	16.9
Sometimes	37.1	31.7	31.8	34.5	33.2
Often	23.5	22.8	25.5	20.7	23.0
Always	12.1	10.9	11.0	11.5	11.3
Refused	-	0.1	0.2	-	0.1
Don't know	3.0	4.1	3.3	4.3	3.8

Q44C. In your opinion, how often do the police in Eswatini: Use excessive force in managing protests or demonstrations?

	Urban	Rural	Men	Women	Total
Never	5.0	2.9	3.0	3.9	3.5
Rarely	6.0	11.8	11.3	9.2	10.2
Sometimes	26.2	29.5	25.7	31.5	28.6
Often	38.9	36.0	38.4	35.3	36.8
Always	22.7	17.8	20.0	18.3	19.1
Refused	-	0.3	0.2	0.2	0.2
Don't know	1.2	1.7	1.4	1.6	1.5

Q44D. In your opinion, how often do the police in [Botswana]: Use excessive force when dealing with criminals?

	Urban	Rural	Men	Women	Total
Never	2.7	2.7	1.7	3.7	2.7
Rarely	8.6	11.9	10.7	11.3	11.0
Sometimes	33.0	34.1	32.6	35.0	33.8
Often	34.2	33.0	34.6	32.0	33.3
Always	21.0	17.0	19.0	17.2	18.1
Refused	-	0.3	0.4	-	0.2
Don't know	0.5	1.1	1.1	0.7	0.9

Q44E. In your opinion, how often do the police in Eswatini: Engage in criminal activities?

	Urban	Rural	Men	Women	Total
Never	5.1	5.5	5.6	5.1	5.4
Rarely	15.1	14.7	14.3	15.3	14.8
Sometimes	40.9	39.8	40.8	39.5	40.1
Often	24.4	22.8	24.7	21.9	23.3
Always	13.5	14.1	12.5	15.4	13.9
Refused	-	0.2	0.4	-	0.2
Don't know	1.0	2.8	1.8	2.8	2.3

Q44F-esw. In your opinion, how often do the police in Eswatini: Use excessive force when dealing with protestors?

	Urban	Rural	Men	Women	Total
Never	14.8	15.5	15.6	15.1	15.3
Rarely	5.1	5.6	7.2	3.8	5.5
Sometimes	12.4	13.8	12.2	14.5	13.4
Often	18.8	23.0	21.0	22.7	21.9
Always	39.6	30.1	32.1	33.3	32.7
Refused	3.3	4.5	4.5	3.9	4.2
Don't know	6.0	7.4	7.4	6.7	7.1

Climate change and the environment

See also Q46P and Q46Q under “Public services and government performance.”

Now let's talk about weather events in your community.

Q66A. In your experience, over the past 10 years, has there been any change in the severity of the following events in the area where you live? Have they become more severe, less severe, or stayed about the same: Drought?

	Urban	Rural	Men	Women	Total
Much more severe	17.3	30.3	27.1	26.5	26.8
Somewhat more severe	14.4	21.7	22.5	17.0	19.7
Stayed the same	26.2	17.6	19.8	20.1	19.9
Somewhat less severe	16.8	18.9	18.8	17.9	18.3
Much less severe	20.0	9.3	9.7	14.6	12.2
Don't know	5.3	2.2	2.1	4.0	3.0

Q66B. In your experience, over the past 10 years, has there been any change in the severity of the following events in the area where you live? Have they become more severe, less severe, or stayed about the same: Flooding?

	Urban	Rural	Men	Women	Total
Much more severe	5.7	7.0	7.6	5.9	6.7
Somewhat more severe	12.9	16.6	16.1	15.1	15.6
Stayed the same	30.5	24.8	26.0	26.7	26.3
Somewhat less severe	23.7	21.6	23.5	20.9	22.2
Much less severe	22.3	26.3	23.2	27.2	25.2
Don't know	5.0	3.7	3.7	4.3	4.0

Q67A. Have you heard about climate change, or haven't you had the chance to hear about this yet?

	Urban	Rural	Men	Women	Total
No	42.7	47.9	45.1	47.8	46.5
Yes	56.2	51.9	54.3	51.9	53.1
Don't know	1.1	0.2	0.6	0.3	0.5

Q67B. Do you think climate change is making life in [Botswana] better or worse, or haven't you heard enough to say?

	Urban	Rural	Men	Women	Total
Much better	1.7	2.6	2.6	2.0	2.3
Somewhat better	5.4	4.0	4.5	4.3	4.4
Neither/ no change / about the same	1.1	3.4	3.1	2.4	2.8
Somewhat worse	21.8	16.1	17.6	17.7	17.7
Much worse	24.7	23.9	25.1	23.1	24.1
Not applicable	43.8	48.1	45.7	48.1	46.9
Don't know	1.6	1.9	1.3	2.3	1.8

Q68A. For each of the following statements, please tell me whether you disagree or agree: Ordinary Eswatini can play a role in limiting climate change?

	Urban	Rural	Men	Women	Total
Strongly disagree	2.0	1.1	1.3	1.4	1.3
Disagree	5.4	9.7	10.0	7.1	8.5
Neither agree nor disagree	0.6	1.3	0.2	2.0	1.1
Agree	31.4	28.4	31.3	27.2	29.2
Strongly agree	15.5	10.9	10.1	14.1	12.2
Not applicable	43.8	48.1	45.7	48.1	46.9
Don't know	1.3	0.5	1.4	-	0.7

Q68B. For each of the following statements, please tell me whether you disagree or agree: It is important for our government to take steps now to limit climate change in the future, even if it is expensive or causes some job losses or other harm to our economy?

	Urban	Rural	Men	Women	Total
Strongly disagree	2.0	0.8	1.7	0.5	1.1
Disagree	3.7	4.6	5.1	3.6	4.4
Neither agree nor disagree	2.2	1.7	0.7	3.0	1.8
Agree	26.0	26.2	27.2	25.1	26.1
Strongly agree	21.4	18.5	19.0	19.5	19.3
Not applicable	43.8	48.1	45.7	48.1	46.9
Don't know	1.0	0.1	0.6	0.1	0.4

Q69. Who do you think should have primary responsibility for trying to limit climate change and reduce its impact?

	Urban	Rural	Men	Women	Total
None of these /No one / Can't be stopped/Doesn't need to be addressed	0.6	0.3	0.1	0.7	0.4
Ordinary citizens	24.4	19.0	20.8	20.1	20.4
Business and industry	6.5	5.3	5.2	6.0	5.6
The government of country	16.2	18.6	20.3	15.6	17.9
Rich or developed countries	8.5	7.9	7.7	8.5	8.1
Traditional leaders	-	0.3	0.2	0.3	0.2
Someone else	-	0.4	0.1	0.5	0.3
Not applicable	43.8	48.1	45.7	48.1	46.9
Don't know		0.2	-	0.2	0.1

Q70A: Do you think each of the following are doing enough to limit climate change, or do they need to do more, or haven't you heard enough to say: Ordinary [Botswana]?

	Urban	Rural	Men	Women	Total
Doing enough	5.0	5.2	6.8	3.6	5.2
Need to do somewhat more	7.7	10.2	7.0	11.9	9.5
Need to do a lot more	42.2	36.0	39.8	35.8	37.7
Not applicable	43.8	48.1	45.7	48.1	46.9
Don't know	1.3	0.4	0.7	0.6	0.7

Q70B: Do you think each of the following are doing enough to limit climate change, or do they need to do more, or haven't you heard enough to say: Business and industry?

	Urban	Rural	Men	Women	Total
Doing enough	0.1	0.8	0.6	0.6	0.6
Need to do somewhat more	4.6	5.9	5.5	5.6	5.5
Need to do a lot more	50.8	44.6	47.5	45.1	46.3
Not applicable	43.8	48.1	45.7	48.1	46.9
Don't know	0.8	0.6	0.7	0.6	0.6

Q70C: Do you think each of the following are doing enough to limit climate change, or do they need to do more, or haven't you heard enough to say: The government of Eswatini?

	Urban	Rural	Men	Women	Total
Doing enough	1.2	0.8	0.5	1.3	0.9
Need to do somewhat more	2.8	4.6	4.0	4.3	4.1
Need to do a lot more	51.6	45.6	49.0	45.5	47.2
Not applicable	43.8	48.1	45.7	48.1	46.9
Don't know	0.7	0.8	0.7	0.8	0.8

Q70D: Do you think each of the following are doing enough to limit climate change, or do they need to do more, or haven't you heard enough to say: Rich or developed countries?

	Urban	Rural	Men	Women	Total
Doing enough	2.4	2.3	3.0	1.7	2.3
Need to do somewhat more	3.3	5.9	4.9	5.4	5.2
Need to do a lot more	49.5	43.2	45.5	44.4	44.9
Not applicable	43.8	48.1	45.7	48.1	46.9
Don't know	1.0	0.5	0.9	0.4	0.6

Now let's talk about environmental conditions in the country and in your community.

Q71. Which of the following statements is closest to your view?

Statement 1: The government should focus on creating jobs and increasing incomes, even if that means increasing pollution or other environmental damage.

Statement 2: The government should focus more on preventing pollution and protecting the environment, even if this means there will be fewer jobs or there will be other disruptions to our daily lives.

	Urban	Rural	Men	Women	Total
Agree very strongly with 1	38.9	36.9	38.4	36.5	37.5
Agree with 1	21.3	23.5	23.9	22.0	22.9
Agree with 2	7.6	13.9	12.0	12.4	12.2
Agree very strongly with 2	19.6	15.8	17.8	15.9	16.8
Agree with neither	11.4	7.1	5.7	10.7	8.3
Refused	0.3	0.1	0.1	0.1	0.1
Don't know	0.8	2.7	2.0	2.3	2.2

Q72A. How serious of a problem is pollution, such as the accumulation of trash or garbage, or damage to the quality of the air or water, in your community?

	Urban	Rural	Men	Women	Total
Very serious	46.9	34.2	37.3	38.0	37.7
Somewhat serious	18.6	24.0	22.5	22.5	22.5
Not very serious	24.6	28.6	28.8	26.3	27.6
Not at all serious	9.4	10.4	9.8	10.4	10.1
Don't know	0.5	2.7	1.5	2.7	2.1

Q72B. Which of the following is the most important environmental issue in your community today?

	Urban	Rural	Men	Women	Total
None of these / there are no problems	6.4	7.7	7.1	7.6	7.4
Air pollution	9.0	7.3	7.0	8.6	7.8
Pollution of water sources	5.5	22.7	19.2	16.9	18.1
Sanitation or human waste management	13.8	9.1	10.0	10.8	10.4
Trash disposal, including plastics	59.7	38.3	44.1	44.1	44.1
Deforestation	4.0	6.1	5.5	5.5	5.5
Some other issue	1.0	7.5	6.4	5.1	5.7
Don't know	0.4	1.2	0.6	1.4	1.0

Q72C. Please tell me whether you agree or disagree with the following statement: Plastic bags are a major source of pollution in this country?

	Urban	Rural	Men	Women	Total
Strongly disagree	6.2	7.4	7.2	7.0	7.1
Disagree	5.3	8.8	8.6	7.1	7.8
Neither agree nor disagree	3.7	5.5	4.8	5.2	5.0
Agree	42.6	42.2	41.1	43.4	42.3
Strongly agree	41.0	35.4	37.6	36.2	36.9
Don't know	1.2	0.7	0.7	1.0	0.8

Q72D. Who do you think should have the primary responsibility for reducing pollution and keeping your community clean?

	Urban	Rural	Men	Women	Total
None of these / No one		0.2	0.3		0.1
Ordinary citizens	63.3	66.4	61.3	69.6	65.5
Business and industry	8.5	7.2	8.6	6.5	7.5
The national government	9.4	13.3	13.8	10.7	12.2
Local government	13.0	5.6	8.6	6.6	7.6
Traditional leaders	5.8	7.0	7.3	6.1	6.7
Someone else	-	0.0	0.1	-	0.0
Don't know	-	0.4	0.1	0.5	0.3

Q72E. In your opinion, should our government be doing more or less than it is currently doing to limit pollution and protect the environment in this country?

	Urban	Rural	Men	Women	Total
Much less	1.5	1.4	1.7	1.1	1.4
Somewhat less	0.5	1.8	1.6	1.4	1.5
About the same	8.1	5.9	6.1	6.9	6.5
Somewhat more	15.9	19.7	18.1	19.2	18.7
Much more	73.7	69.9	71.9	70.0	71.0
Don't know	0.2	1.2	0.6	1.4	1.0

Natural resource extraction, such as mining, oil drilling, or wood harvesting, can have benefits, such as jobs and revenue. But it can also pose problems for nearby communities, such as pollution or deforestation.

Q73A. Please tell me whether you agree or disagree with each of the following statements: In this country, natural resource extraction should be more tightly regulated by government to reduce the negative impacts on the environment?

	Urban	Rural	Men	Women	Total
Strongly disagree	8.1	9.3	8.7	9.3	9.0
Disagree	20.4	15.8	18.5	15.7	17.0
Neither agree nor disagree	5.2	4.4	4.2	5.0	4.6
Agree	36.4	47.1	44.0	44.4	44.2
Strongly agree	24.0	19.4	21.0	20.3	20.6
Refused	-	0.1	0.1	0.1	0.1
Don't know	5.8	3.9	3.5	5.2	4.4

Q73B. Please tell me whether you agree or disagree with each of the following statements: Ordinary Swazis currently have a voice in decisions about natural resource extraction that takes place near their communities?

	Urban	Rural	Men	Women	Total
Strongly disagree	25.9	23.2	25.2	22.8	24.0
Disagree	29.5	31.3	28.6	32.8	30.8
Neither agree nor disagree	4.5	4.1	3.1	5.3	4.2
Agree	25.4	26.2	29.2	22.9	26.0
Strongly agree	9.9	10.1	10.1	9.9	10.0
Don't know	4.8	5.1	3.7	6.3	5.0

Q73C. Please tell me whether you agree or disagree with each of the following statements: Local communities currently receive a fair share of the revenue from natural resource extraction that takes place near their communities?

	Urban	Rural	Men	Women	Total
Strongly disagree	29.6	31.8	33.5	28.9	31.2
Disagree	35.0	33.5	31.1	36.6	33.9
Neither agree nor disagree	2.6	3.3	3.1	3.1	3.1
Agree	16.8	20.2	21.9	16.8	19.3
Strongly agree	7.5	6.5	5.8	7.7	6.8
Don't know	8.6	4.7	4.7	6.9	5.8

Q73D. Please tell me whether you agree or disagree with each of the following statements: In general, the benefits of resource extraction activities to local communities, such as jobs and revenue, outweigh the costs, such as pollution?

	Urban	Rural	Men	Women	Total
Strongly disagree	18.4	18.7	18.0	19.1	18.6
Disagree	20.3	27.3	25.0	25.8	25.4
Neither agree nor disagree	7.3	8.2	8.6	7.4	8.0
Agree	36.1	29.6	32.7	30.0	31.3
Strongly agree	9.7	7.8	8.8	7.8	8.3
Don't know	8.1	8.5	6.9	9.8	8.4

Media

Also see Q90 on radio/TV/mobile phone ownership and Internet access under “Respondents and their households” and questions on access to information under “Responsive and transparent government.”

Now let us talk about the media and how you get information about politics and other issues.

Q74A. How often do you get news from the following sources: Radio?

	Urban	Rural	Men	Women	Total
Never	29.4	18.5	20.4	22.5	21.5
Less than once a month	6.0	4.8	5.7	4.5	5.1
A few times a month	5.8	6.7	5.2	7.6	6.5
A few times a week	22.1	18.8	20.4	19.0	19.7
Every day	36.6	51.2	48.2	46.4	47.3

Q74B. How often do you get news from the following sources: Television?

	Urban	Rural	Men	Women	Total
Never	17.4	26.7	23.6	24.7	24.2
Less than once a month	4.3	2.5	2.8	3.1	3.0
A few times a month	6.2	4.8	6.0	4.5	5.2
A few times a week	13.4	12.5	12.6	12.9	12.7
Every day	58.7	53.3	55.0	54.7	54.8
Refused	-	0.1	-	0.1	0.1

Q74C. How often do you get news from the following sources: Print newspapers?

	Urban	Rural	Men	Women	Total
Never	18.0	39.5	34.1	33.1	33.6
Less than once a month	10.9	12.5	10.4	13.6	12.0
A few times a month	19.8	19.9	17.9	21.7	19.8
A few times a week	29.0	17.1	19.0	21.7	20.4
Every day	22.4	11.0	18.5	9.9	14.1

Q74D. How often do you get news from the following sources: Internet?

	Urban	Rural	Men	Women	Total
Never	15.4	37.2	29.4	33.1	31.3
Less than once a month	1.9	3.6	3.7	2.6	3.2
A few times a month	4.4	2.9	3.6	3.0	3.3
A few times a week	12.4	11.8	11.7	12.3	12.0
Every day	65.4	44.0	51.3	48.3	49.8
Don't know	0.6	0.5	0.3	0.7	0.5

Q74E. How often do you get news from the following sources: Social media such as Facebook, Twitter, WhatsApp, or others?

	Urban	Rural	Men	Women	Total
Never	15.6	37.9	30.5	33.0	31.8
Less than once a month	1.5	2.6	2.1	2.5	2.3
A few times a month	4.2	3.7	3.8	3.9	3.8
A few times a week	11.4	10.9	10.5	11.6	11.0
Every day	67.3	44.3	52.8	48.4	50.6
Don't know	-	0.6	0.3	0.6	0.4

Q16. Which of the following statements is closest to your view?

Statement 1: The media should have the right to publish any views and ideas without government control.

Statement 2: The government should have the right to prevent the media from publishing things that it disapproves of.

	Urban	Rural	Men	Women	Total
Agree very strongly with 1	51.4	49.5	51.8	48.4	50.0
Agree with 1	27.1	20.6	25.1	19.7	22.3
Agree with 2	7.9	16.3	12.5	15.4	14.0
Agree very strongly with 2	11.8	12.0	10.2	13.7	12.0
Agree with neither	1.0	0.7	0.3	1.3	0.8
Refused	-	0.3	-	0.5	0.2
Don't know	0.8	0.5	0.1	1.0	0.6

Q17. Which of the following statements is closest to your view?

Statement 1: The news media should constantly investigate and report on government mistakes and corruption.

Statement 2: Too much reporting on negative events, like government mistakes and corruption, only harms the country.

	Urban	Rural	Men	Women	Total
Agree very strongly with 1	53.6	46.1	49.9	46.4	48.1
Agree with 1	20.3	18.1	19.6	17.9	18.7
Agree with 2	12.5	18.2	15.7	17.5	16.6
Agree very strongly with 2	10.6	16.0	12.9	16.2	14.6
Agree with neither	2.7	0.3	0.8	1.1	1.0
Refused	-	0.6	0.4	0.5	0.4
Don't know	0.3	0.7	0.7	0.5	0.6

Q33H. In your opinion, how free is the news media in this country to report and comment on the news without censorship or interference by the government?

	Urban	Rural	Men	Women	Total
Not at all free	32.8	37.7	38.5	34.3	36.3
Not very free	39.3	32.5	32.2	36.4	34.4
Somewhat free	14.8	15.9	16.5	14.7	15.6
Completely free	10.5	10.6	9.5	11.6	10.6
Don't know	2.6	3.3	3.3	3.0	3.1

Country-specific questions

Q79a-SWZ. Let's talk about the recent civil public unrest protests in Eswatini. Please tell me whether you agree or disagree with the following statements about these civil protests unrest in Eswatini: Citizens Should be allowed to protest?

	Urban	Rural	Men	Women	Total
Strongly disagree	3.8	5.5	4.8	5.2	5.0
Disagree	9.7	17.2	14.0	16.3	15.2
Neither agree nor disagree	2.5	1.7	2.1	1.7	1.9
Agree	51.6	48.4	47.6	50.9	49.3
Strongly agree	31.3	25.3	28.8	25.1	26.9
Refused to answer	-	0.1	0.2	-	0.1
Don't know	1.2	1.8	2.5	0.8	1.7

Q79b-ESW. Please tell me whether you agree or disagree with the following statements about these civil protests unrest in Eswatini: Police justified using force in protests?

	Urban	Rural	Men	Women	Total
Strongly disagree	21.4	23.7	24.4	21.8	23.1
Disagree	37.9	31.4	31.3	35.1	33.2
Neither agree nor disagree	6.5	5.3	5.7	5.6	5.6
Agree	24.7	28.7	27.8	27.5	27.7
Strongly agree	9.3	9.5	9.4	9.6	9.5
Refused to answer	-	0.2	0.2	0.0	0.1
Don't know	0.1	1.1	1.2	0.4	0.8

Q80A-ESW. When violence breaks out during public protests in this country, do you think it is usually the fault of the protesters or the police, or both?

	Urban	Rural	Men	Women	Total
Completely the fault of police	13.0	10.7	13.0	9.7	11.3
Mostly the fault of police	20.9	17.3	19.5	17.1	18.3
Both police and protesters equally	50.5	51.2	48.4	53.5	51.0
Mostly the fault of protesters	9.7	14.1	12.6	13.2	12.9
Completely the fault of protesters	3.9	3.5	3.5	3.8	3.6
Refused	-	0.1	0.2	-	0.1
Don't know	2.1	3.0	2.9	2.7	2.8

Q80B-ESW Which of the following statements is closest to your view?

Statement 1: Citizens should be required to get permission from government before organizing any protests.

Statement 2: Engaging in organized protest is the democratic right of all citizens and they should be free to do so without seeking permission from the government.

	Urban	Rural	Men	Women	Total
Agree very strongly with 1	32.6	28.4	27.2	31.7	29.5
Agree with 1	18.3	22.0	23.0	19.1	21.0
Agree with 2	10.8	15.9	14.1	14.9	14.5
Agree very strongly with 2	34.5	30.3	32.7	30.2	31.5
Agree with neither	3.1	2.3	1.7	3.3	2.5
Refused	-	0.3	0.4	-	0.2
Don't know	0.8	0.8	0.9	0.8	0.8

Q81a-ESW. For each of the following government organs, please tell me whether you think it performs its duties as a neutral body, guided only by law, or would you say it makes decisions that favour certain people, parties or interests, or haven't you heard enough to say? Police?

	Urban	Rural	Men	Women	Total
Favours certain people/interest	65.0	57.3	59.5	59.3	59.4
Neutral/Guided by law	32.6	38.1	36.1	37.1	36.6
Refused	-	0.1	0.2	-	0.1
Don't know	2.5	4.5	4.2	3.6	3.9

Q81b-ESW. Please tell me whether you think it performs its duties as a neutral body, guided only by law, or would you say it makes decisions that favour certain people, parties or interests, or haven't you heard enough to say? Courts

	Urban	Rural	Men	Women	Total
Favours certain people/interest	55.7	48.3	50.2	50.4	50.3
Neutral/Guided by law	38.8	43.7	42.2	42.6	42.4
Refused	-	0.1	0.2	-	0.1
Don't know	5.5	7.8	7.4	7.0	7.2

Q81c-ESW. Please tell me whether you think it performs its duties as a neutral body, guided only by law, or would you say it makes decisions that favour certain people, parties or interests, or haven't you heard enough to say? Army?

	Urban	Rural	Men	Women	Total
Favours certain people/interest	62.8	58.0	62.0	56.7	59.3
Neutral/Guided by law	32.2	37.4	33.6	38.3	36.0
Refused	-	0.1	0.2	-	0.1
Don't know	5.0	4.5	4.2	5.0	4.6

Q81d-ESW. Please tell me whether you think it performs its duties as a neutral body, guided only by law, or would you say it makes decisions that favour certain people, parties or interests, or haven't you heard enough to say? Parliament?

	Urban	Rural	Men	Women	Total
Favours certain people/interest	51.7	49.6	53.2	47.4	50.2
Neutral/Guided by law	43.1	44.7	41.2	47.2	44.3
Don't know	5.3	5.6	5.6	5.4	5.5

Q81e-ESW. Please tell me whether you think it performs its duties as a neutral body, guided only by law, or would you say it makes decisions that favour certain people, parties or interests, or haven't you heard enough to say?Media?

	Urban	Rural	Men	Women	Total
Favours certain people/interest	48.5	54.0	53.6	51.4	52.5
Neutral/Guided by law	45.4	40.2	40.6	42.6	41.6
Refused	-	0.1	-	0.1	0.1
Don't know	6.2	5.7	5.8	5.9	5.8

Q82a-ESW. Let's talk about gender-based violence or GBV in eSwatini. Please tell me whether you agree or disagree with the following statements about gender-based violence in Eswatini? Laws protect all genders against violence?

	Urban	Rural	Men	Women	Total
Strongly disagree	17.6	13.5	15.7	13.6	14.6
Disagree	34.6	32.7	32.8	33.6	33.2
Neither agree nor disagree	8.5	8.8	7.9	9.6	8.7
Agree	34.4	37.6	36.4	37.0	36.7
Strongly agree	3.2	4.8	4.6	4.1	4.3
Refused to answer	-	0.1	0.2	-	0.1
Don't know	1.8	2.4	2.4	2.2	2.3

Q82b-ESW. Please tell me whether you agree or disagree with the following statements about gender-based violence in Eswatini? Social welfare dept provides adequate support for victims?

	Urban	Rural	Men	Women	Total
Strongly disagree	9.8	6.1	7.6	6.5	7.1
Disagree	31.8	25.5	28.1	26.4	27.2
Neither agree nor disagree	9.2	9.9	9.4	10.0	9.7
Agree	39.9	43.0	41.8	42.4	42.1
Strongly agree	5.1	9.2	7.8	8.4	8.1
Don't know	4.2	6.4	5.3	6.2	5.8

Q82c-ESW. Please tell me whether you agree or disagree with the following statements about gender-based violence in Eswatini? Government education as strategy for reducing GBV?

	Urban	Rural	Men	Women	Total
Strongly disagree	1.2	1.3	1.5	1.0	1.3
Disagree	6.5	7.4	7.1	7.2	7.1
Neither agree nor disagree	3.8	5.2	4.9	4.8	4.8
Agree	42.4	42.6	44.8	40.4	42.6
Strongly agree	44.9	41.3	39.7	44.8	42.3
Refused to answer	-	0.2	0.3	-	0.1
Don't know	1.2	2.0	1.8	1.8	1.8

Q83a-ESW. In your opinion, would you say the level of gender-based violence in this country has increased, decreased, or stayed the same over the past year?

	Urban	Rural	Men	Women	Total
Increased a lot	74.0	66.3	69.2	67.6	68.4
Increased somewhat	11.4	14.6	14.9	12.6	13.7
Stayed the same	8.4	9.4	8.3	9.9	9.1
Decreased somewhat	3.9	7.3	5.8	7.0	6.4
Decreased a lot	1.2	0.5	0.4	0.9	0.7
Don't know	1.2	2.0	1.5	2.1	1.8

Q83b-ESW. In your opinion, would you say the level of gender-based violence in this country has increased, decreased, or stayed the same over the past year?

	Urban	Rural	Men	Women	Total
Some suspects get preferential treatment from the police	11.9	7.9	10.6	7.4	9.0
Victims prefer to resolve such matters at family level	13.7	15.9	16.3	14.4	15.3
Victims are threatened against reporting by perpetrators	35.8	33.3	34.3	33.7	34.0
Fear of being stigmatized in society	16.7	19.7	16.2	21.5	18.9
Fear of loss of financial support from the perpetrator	21.1	21.5	20.7	22.1	21.4
Some other response [Do not read]	0.5	0.3	0.8	-	0.4
Don't know	0.3	1.3	1.1	0.9	1.0

Other

Q97. Who do you think sent us to do this interview?

	Urban	Rural	Men	Women	Total
No one	2.9	1.5	1.8	2.0	1.9
"Afrobarometer" or national partner	61.1	55.6	56.7	57.5	57.1
Research Company	6.9	3.9	3.0	6.4	4.7
Non-government or religious organization	4.8	5.1	5.4	4.7	5.0
University / School / College	-	0.4	0.1	0.4	0.3
Private company	2.4	5.1	4.7	4.0	4.4
Media	2.1	0.5	0.7	1.1	0.9
Political party or politician	1.3	1.8	2.1	1.2	1.7
Government	14.1	19.1	19.0	16.5	17.7
International organization or another country	0.8	1.1	1.2	0.9	1.0
God	-	0.1	0.2	-	0.1
Other	0.7	1.5	1.6	1.0	1.3
Refused to answer	-	0.6	0.4	0.5	0.5
Don't know	3.0	3.6	3.1	3.8	3.5