

Summary of results

Afrobarometer Round 9
survey in the Gambia, 2022

Compiled by the Center for
Policy, Research and
Strategic Studies



Afrobarometer Round 9

Summary of results for the Gambia, 2022

Afrobarometer, a nonprofit corporation with headquarters in Ghana, is a pan-African, nonpartisan survey research network that provides reliable data on Africans' experiences and evaluations of democracy, governance, and quality of life. Eight rounds of surveys have been conducted in up to 39 countries since 1999. Round 9 surveys are being completed in 2023. Afrobarometer's national partners conduct face-to-face interviews in the language of the respondent's choice with nationally representative samples.

Regional coordination of national partners in about 35 countries is provided by the Ghana Center for Democratic Development (CDD-Ghana), the Institute for Justice and Reconciliation (IJR) in South Africa, and the Institute for Development Studies (IDS) at the University of Nairobi in Kenya. Michigan State University (MSU) and the University of Cape Town (UCT) provide technical support to the network.

The Afrobarometer National Partner in the Gambia, the Center for Policy, Research and Strategic Studies, interviewed a nationally representative, random, stratified probability sample of 1,200 adult Gambian between 30 August and 19 September 2022. A sample of this size yields country-level results with a margin of error of +/-3 percentage points at a 95% confidence level. Previous surveys have been conducted in the Gambia in 2018 and 2021. CDD-Ghana provided technical backstopping for the survey. Technical details of the survey, including descriptions of stratification and household selection, translation languages, and related information, can be found in the survey technical information form that follows.

Below is an outline of the survey findings from all the questions posed to respondents. We also present the findings by some critical demographics such as gender and place of residence (urban-rural). In addition, responses to all questions in the survey can be disaggregated by age, education and socio-economic level, and other demographic variables. Visit our free online data analysis facility at <http://afrobarometer.org/online-data-analysis/analyse-online>.

Financial support for Afrobarometer is provided by Sweden via the Swedish International Development Cooperation Agency, the U.S. Agency for International Development (USAID) via the U.S. Institute of Peace, the Mo Ibrahim Foundation, the Open Society Foundations - Africa, the Bill & Melinda Gates Foundation, the William and Flora Hewlett Foundation, the European Union, the National Endowment for Democracy, the Mastercard Foundation, the Japan International Cooperation Agency, the University of California San Diego, the Global Centre for Pluralism, the World Bank Group, the Embassy of the Kingdom of the Netherlands in Uganda, and GIZ.

Contact information:

For more information, please visit www.afrobarometer.org or contact:

Sait Matty Jaw
National investigator
CepRass
saitjaw@gmail.com
+2207917039

Wumi Morolake Adegunle
Communication manager
CepRass
wmadekunle@utg.edu.gm
+220 7957984

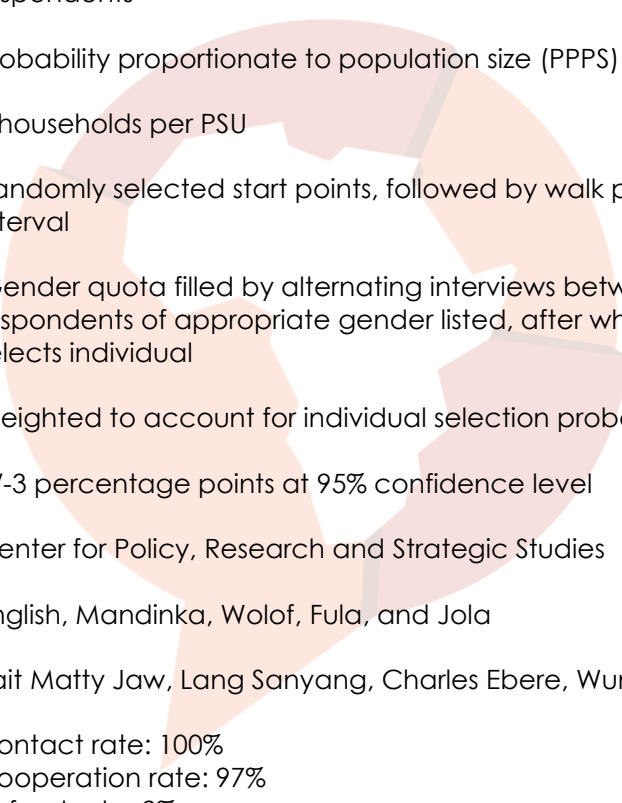
Baboucarr Fatty
Data manager
CepRass
bfatty@crpgm.org
+220 3316558

Table of contents



Technical information form.....	4
Respondents and their households	5
Country's overall direction and most important problems.....	10
COVID-19.....	13
Economic life	17
Development and international relations	21
Democracy and politics	23
Responsive and transparent government	27
Freedoms	30
Citizenship and participation.....	31
Rule of law	34
Elections.....	36
Institutions and leaders.....	39
Corruption	42
Public services and government performance.....	45
Services and facilities in the enumeration area.....	45
Citizens' experiences with public services	48
Government performance	51
Gender equality and gender-based violence	56
Child welfare.....	60
Identity, society, and pluralism.....	62
Security, crime, and the police	66
Climate change and the environment	68
Media.....	73
Country-specific questions	75
Other	78

Technical information form



Universe:	Citizens of the Gambia who are 18 years and older
Sample design:	Nationally representative, random, clustered, stratified, multi-stage area probability sample
Stratification:	Region and urban-rural location
Stages:	Primary sampling units (PSUs) (from strata), start points, households, respondents
PSU selection:	Probability proportionate to population size (PPPS)
Cluster size:	8 households per PSU
Household selection:	Randomly selected start points, followed by walk pattern using 5/10 interval
Respondent selection:	Gender quota filled by alternating interviews between men and women; respondents of appropriate gender listed, after which computer randomly selects individual
Weighting:	Weighted to account for individual selection probabilities
Margin of error:	+/-3 percentage points at 95% confidence level
Fieldwork by:	Center for Policy, Research and Strategic Studies
Survey languages:	English, Mandinka, Wolof, Fula, and Jola
Main researchers:	Sait Matty Jaw, Lang Sanyang, Charles Ebere, Wumi Morolake Adenkule
Outcome rates:	Contact rate: 100% Cooperation rate: 97% Refusal rate: 2% Response rate: 96%
Dates of fieldwork:	30 August-19 September 2022
Sample size:	1,200
Sampling frame:	2013 Gambia Population and Housing Census
EA substitution rate:	[0]

Note: All figures in the following tables are percentages, rounded to one decimal place. Due to rounding, columns may not add up to exactly 100.0%. (Please note that Afrobarometer's general practice in most analysis and publications is to report findings rounded to whole numbers.) Readers are reminded that the sample size in Gambia of 1,200 yields a margin of sampling error of +/-3 percentage points at a 95% confidence level. A dash ("-") or blank cell indicates that there were no responses in this category. For Questions 1 through 97, weighted frequency distributions are reported.

Note: This presentation of findings does NOT reflect the order in which survey questions were asked during the interview. We have numbered the questions as in the questionnaire but have ordered them by topic. To see the questionnaire, please visit www.afrobarometer.org.

Respondents and their households

Demographic distribution of the sample

		Unweighted	Weighted
Gender			
	Men	49.9%	53.0%
	Women	50.1%	47.0%
Location			
	Urban	57.8%	58.0%
	Rural	42.2%	42.0%
Region			
	Banjul	1.7%	2.0%
	Kanifing	20.3%	20.0%
	Brikama	37.0%	37.3%
	Mansakonko	4.4%	4.0%
	Kerewan	11.9%	12.0%
	Kuntaur	5.2%	5.3%
	Janjanbureh	6.7%	6.7%
	Basse	12.8%	12.7%
Education			
	No formal education	45.1%	45.0%
	Primary	9.9%	10.1%
	Secondary	28.9%	29.3%
	Post-secondary	16.0%	16.0%
Religion			
	Christian	1.7%	2.0%
	Muslim	98.3%	98.0%

Q1. How old are you?

	Urban	Rural	Men	Women	Total
18-25 years	31.1	27.3	26.6	32.4	29.5
26-35 years	27.4	24.0	24.0	28.3	26.0
36-45 years	18.2	20.1	18.0	20.1	19.0
46-55 years	12.0	13.8	14.4	11.0	12.8
56-65 years	6.4	8.0	9.9	3.9	7.1
Over 65 years	4.8	6.7	6.8	4.2	5.6
Refused	0.1		0.2	0.1	0.1

Q2. What is the primary language you speak in your home now?

	Urban	Rural	Men	Women	Total
English	4.9	0.1	3.4	2.3	2.9
Mandinka	44.5	34.0	40.0	40.1	40.1
Fula	10.3	29.9	19.0	18.1	18.6
Wolof	24.9	14.8	19.8	21.5	20.6
Jola	7.2	11.6	8.8	9.4	9.1
Serahule	4.7	5.5	4.6	5.5	5.1
Serer	1.8	1.5	2.3	1.0	1.7
Manjago	0.9	0.4	0.7	0.6	0.7
Other	0.7	2.1	1.2	1.3	1.3

Q84A. What is your ethnic community or cultural group?

	Urban	Rural	Men	Women	Total
Mandinka	38.3	26.6	33.7	33.0	33.4
Jahanka	0.6	0.8	0.4	1.1	0.7
Fula, Tukolor or Lorobo	14.8	31.0	22.4	20.7	21.6
Wolof	16.7	14.9	16.5	15.3	15.9
Jola	11.5	14.9	12.2	13.5	12.8
Karoninka	1.3	0	0.7	0.9	0.8
Serahuleh	5.8	6.4	5.7	6.3	6.0
Serer	5.1	2.1	3.9	3.7	3.8
Manjago	1.9	0.7	1.6	1.1	1.4
Bambara	1.0	1.7	0.6	2.1	1.3
Aku	0.9	0.3	0.7	0.7	0.7
Gambian, or "doesn't think of self in those terms"	1.1	0	0.8	0.5	0.7
Other	0.8	1.0	0.6	1.2	0.9
Refused to answer	0.1		0.1		0.1

Q94. What is your highest level of education?

	Urban	Rural	Men	Women	Total
No formal schooling	13.3	37.3	16.7	30.9	23.4
Informal schooling only (including Koranic schooling)	17.4	27.6	26.1	16.8	21.7
Some primary schooling	3.6	6.4	6.4	7.1	4.8
Primary school completed	5.7	4.2	5.6	4.5	5.0
Intermediate school or Some secondary school/High school	13.8	12.3	12.9	13.5	13.2
Secondary school/High school completed	22.3	6.6	17.3	13.9	15.7
Post-secondary qualifications, other than university e.g. a diploma or degree from a polytechnic or college	16.3	4.6	12.9	9.7	11.4
Some university	3.2	0.7	2.7	1.6	2.2
University completed	3.3	0.1	2.5	1.3	2.0
Post-graduate	0.8	0.1	0.6	0.4	0.5
Refused	0.1	0	0	0.1	0.0
Don't know	0.2	0	0	0.3	0.1

Q95. What is your religion, if any?

	Urban	Rural	Man	Woman	Total
Christian only (i.e., respondents says only "Christian", without identifying a specific sub-group)	1.4	0	0	0	0.8
Roman Catholic	1.4	0	0.6	1.0	0.8
Anglican	0.0	0	0.6	1.0	0.0
Muslim only (i.e., respondents says only "Muslim", without identifying a specific sub-group)	95.8	96.5	96.0	96.2	96.1
Sunni only (i.e., respondents says only "Sunni" or "Sunni Muslim", without identifying a specific sub-group)	0.6	0.7	0.9	0.2	0.6
Mouridiya Brotherhood	0.1	0	0.1		0.0
Tijaniya Brotherhood	0.7	2.5	1.4	1.4	1.4
Qadiriya Brotherhood	0.1	0.3	0.3	0.1	0.2

Q90A. Which of these things do you personally own? [If "No":] Does anyone else in your household own one: Radio?

	Urban	Rural	Men	Women	Total
No one in the household owns	18.0	19.2	13.6	24.0	18.5
Someone else in household owns	33.3	35.4	27.3	41.9	34.2
Yes (personally owns)	48.7	45.1	59.0	33.8	47.2
Don't know		0.3		0.3	0.1

Q90B. Which of these things do you personally own? [If "No":] Does anyone else in your household own one: Television?

	Urban	Rural	Men	Women	Total
No one in the household owns	10.8	54.6	28.9	29.7	29.3
Someone else in household owns	20.2	21.1	17.1	24.5	20.6
Yes (personally owns)	69.1	24.2	53.9	45.8	50.1
Don't know		0.1	0.1		0.0

Q90C. Which of these things do you personally own? [If “No”:] Does anyone else in your household own one: Motor vehicle or motorcycle?

	Urban	Rural	Men	Women	Total
No one in the household owns	43.5	51.6	43.1	51.2	46.9
Someone else in household owns	36.1	27.6	24.0	42.1	32.5
Yes (personally owns)	20.4	20.8	33.0	6.6	20.6
Don't know					

Q90D. Which of these things do you personally own? [If “No”:] Does anyone else in your household own one: Computer?

	Urban	Rural	Men	Women	Total
No, no one in the household owns	49.5	86.2	61.8	68.5	65.0
Someone else in household owns	24.2	9.2	15.4	20.6	17.9
Yes (personally owns)	26.3	3.7	22.3	10.5	16.8
Refused		0.6	0.5		0.3
Don't know		0.3		0.3	0.1

Q90E. Which of these things do you personally own? [If “No”:] Does anyone else in your household own one: Bank account?

	Urban	Rural	Men	Women	Total
No, no one in the household owns	26.8	62.4	35.8	48.6	41.8
Someone else in household owns	25.1	16.1	18.5	24.3	21.3
Yes (personally owns)	45.2	18.1	42.6	23.8	33.8
Don't know	2.9	3.4	3.1	3.2	3.1

Q90F. Which of these things do you personally own? [If “No”:] Does anyone else in your household own one: Mobile phone?

	Urban	Rural	Men	Women	Total
No, no one in the household owns	0.9	2.4	0.7	2.5	1.6
Someone else in household owns	5.5	12.1	4.5	12.5	8.3
Yes (personally owns)	93.5	85.4	94.8	84.8	90.1
Don't know	0.1			0.1	0.1

Q90G. Does your phone have access to the Internet?

	Urban	Rural	Men	Women	Total
No (Does not have internet access)	14.3	36.1	22.0	25.1	23.5
Yes (Have internet)	78.9	49.4	72.6	59.6	66.5
Not applicable	6.5	14.6	5.2	15.2	9.9
Don't know	0.2		0.2	0.1	0.1

Q90H. How often do you use: A mobile phone?

	Urban	Rural	Men	Women	Total
Never	2.6	6.8	1.2	8.0	4.4
Less than once a month	1.2	1.0	0.9	1.4	1.1
A few times a month	1.2	2.4	0.6	2.9	1.7
A few times a week	2.2	7.7	4.9	4.0	4.5
Every day	92.9	82.1	92.5	83.7	88.4

Q90I. How often do you use: The Internet?

	Urban	Rural	Men	Women	Total
Never	17.4	43.8	22.0	35.9	28.5
Less than once a month	3.7	1.7	3.1	2.6	2.9
A few times a month	3.4	9.5	6.3	5.5	6.0
A few times a week	16.3	20.5	18.5	17.5	18.1
Every day	59.2	24.5	50.1	38.4	44.6

Q91A. What is your main source of water for household use?

	Urban	Rural	Men	Women	Total
Piped water into dwelling	49.6	12.5	34.3	33.6	34.0
Piped water into yard, plot or compound	28.3	10.9	20.9	20.9	20.9
Public tap or standpipe	8.3	42.1	22.5	22.6	22.5
Tubewell or borehole	6.4	22.2	14.1	11.9	13.0
Protected dug well	2.7	6.0	4.2	4.0	4.1
Unprotected dug well	3.3	6.1	3.2	5.9	4.5
Protected spring		0.2	0.2		0.1
Purchased from a cart with a small tank or drum	0.4		0.3	0.2	0.2
Other	1.0	0.1	0.3	0.9	0.6
Don't know	0.1			0.1	0.0

Q91B. Please tell me whether each of the following is available inside your house, inside your compound, or outside your compound: Your main source of water for household use?

	Urban	Rural	Men	Women	Total
Inside the house	20.0	2.6	13.6	11.7	12.7
Inside the compound	64.3	26.0	47.9	48.3	48.1
Outside the compound	15.7	71.4	38.5	40.0	39.2

Q91C. Please tell me whether each of the following is available inside your house, inside your compound, or outside your compound: A toilet or latrine?

	Urban	Rural	Men	Women	Total
No, none available	0.3	0.7		1.0	0.5
Yes, inside the house	48.0	15.1	32.2	36.3	34.1
Yes, inside the compound	49.4	61.2	56.8	51.7	54.4
Yes, outside the compound	2.3	23.0	11.0	11.0	11.0

Q92A. Do you have an electric connection to your home from the National Water and Electricity Company Limited or NAWEC?

	Urban	Rural	Men	Women	Total
No	10.1	72.0	36.8	35.6	36.2
Yes	89.9	28.0	63.2	64.4	63.8

Q92B. [If yes to Q92A] How often is electricity actually available from this connection?

	Urban	Rural	Men	Women	Total
Never	0.5	0.2	0.1	0.7	0.4
Occasionally	15.8	1.6	9.5	10.2	9.8
About half of the time	15.4	4.2	10.5	10.9	10.7
Most of the time	51.4	17.0	37.1	36.6	36.9
All of the time	6.7	4.9	6.0	6.0	6.0
Not applicable	10.1	72.0	36.8	35.6	36.2

Country's overall direction and most important problems

Q3. Let's start with your general view about the current direction of our country. Some people might think the country is going in the wrong direction. Others may feel it is going in the right direction. So let me ask YOU about the overall direction of the country: Would you say that the country is going in the wrong direction or going in the right direction?

	Urban	Rural	Men	Women	Total
Going in the wrong direction	81.7	74.2	78.0	79.2	78.5
Going in the right direction	16.1	25.5	20.1	20.0	20.1
Refused	0.2		0.2		0.1
Don't know	1.9	0.3	1.6	0.8	1.3

Q45.P1. In your opinion, what are the most important problems facing this country that government should address? (1st response)

	Urban	Rural	Men	Women	Total
Nothing/No problems	0.5		0.4	0.1	0.3
Management of the economy	23.8	34.7	25.3	31.8	28.4
Wages, incomes, and salaries	1.7	1.1	1.4	1.5	1.4
Unemployment	4.4	3.2	4.6	3.0	3.9
Poverty/Destitution	4.1	5.7	4.8	4.7	4.8
Rates and Taxes	0.1			0.2	0.1
Loans/Credit	0.1		0.1		0.1
Farming/Agriculture	2.0	4.4	3.5	2.5	3.0
Food shortage/Famine	19.6	9.2	12.5	18.3	15.2
Transportation	0.6	0.2	0.3	0.7	0.5
Infrastructure/Roads	4.0	7.2	5.2	5.5	5.3
Education	5.8	0.9	4.4	3.0	3.7
Housing		0.1	0.1		0.0
Electricity	0.6	5.0	2.6	2.3	2.5
Water supply	2.1	8.8	4.9	4.9	4.9
Services (other)	0.5		0.5		0.3
Health	11.0	9.1	9.6	10.8	10.2
Crime and Security	8.1	4.2	7.4	5.5	6.5
Corruption	3.8	2.3	5.1	1.0	3.2
Political violence	0.2		0.2		0.1
Political instability/Political divisions/Ethnic tensions	0.4	0.6	0.6	0.3	0.5
Discrimination/Inequality	0.0	0.4	0.1	0.4	0.2
Gender issues/Women's rights	0.1	0.2	0.1	0.2	0.1
Democracy/Political rights	1.1	0.4	1.1	0.5	0.8
Agricultural marketing		1.5	0.9	0.3	0.6
Other responses	2.8	0.5	2.3	1.2	1.8
Refused	1.5	0.5	1.3	0.9	1.1
Don't know	1.1		0.8	0.5	0.6

Q45.P12. In your opinion, what are the most important problems facing this country that government should address? (2nd response)

	Urban	Rural	Men	Women	Total	
Management of the economy	11.9	10.1	11.0	11.3	11.2	
Wages, incomes, and salaries	0.9	1.0	1.2	0.6	0.9	
Unemployment	3.0	6.1	4.3	4.2	4.3	
Poverty/Destitution	6.1	3.9	5.4	5.0	5.2	
Loans/Credit		0.3	0.2		0.1	
Farming/Agriculture	2.2	5.7	3.9	3.5	3.7	
Food shortage/Famine	4.1	2.5	3.6	3.3	3.4	
Land	0.2		0.1	0.1	0.1	
Transportation	2.5	2.0	1.5	3.2	2.3	
Communications	0.1				0.0	
Infrastructure/Roads	9.0	9.0	7.9	10.4	9.1	
Education	9.4	3.4	7.4	6.3	6.9	
Housing	1.0	0.7	1.2	0.5	0.9	
Electricity	2.1	9.3	5.3	5.3	5.2	
Water supply	5.7	11.9	6.3	10.6	8.3	
Services (other)	0.7	0.5	0.6	0.7	0.6	
Health	19.7	17.5	19.5	18.0	18.8	
Sickness/Disease	0.1			0.2	0.1	
Crime and Security	6.5	4.7	6.1	5.3	5.7	
Corruption	2.6	2.4	3.0	2.0	2.5	
Political instability/Political divisions/Ethnic tensions	0.5	0.7	1.0		0.5	
Discrimination/Inequality	0.3	0.8	0.6	0.4	0.5	
Gender issues/Women's rights	0.2	0.7	0.3	0.6	0.4	
Democracy/Political rights	0.8	0.4	0.5	0.8	0.6	
Agricultural marketing	0.4	3.2	1.8	1.3	1.6	
Other responses	3.3	2.2	3.2	2.4	2.8	
No further reply	6.5	1.1	4.0	4.5	4.3	

Q45.P13. In your opinion, what are the most important problems facing this country that government should address? (3rd response)

	Urban	Rural	Men	Women	Total	
Management of the economy	7.5	6.9	8.7	5.7	7.3	
Wages, incomes, and salaries	2.2	1.6	2.3	1.6	1.9	
Unemployment	7.9	6.1	7.6	6.6	7.1	
Poverty/Destitution	3.4	2.4	1.7	4.5	3.0	
Rates and Taxes	0.6	0.2	0.2	0.8	0.5	
Loans/Credit	0.3		0.3		0.2	
Farming/Agriculture	2.9	6.9	5.6	3.5	4.6	
Food shortage/Famine	6.1	4.4	4.3	6.6	5.4	
Land	0.3	1.3	2.3	3.3	0.2	
Transportation	3.3	1.9	1.8	3.7	2.7	
Infrastructure/Roads	6.4	11.3	9.2	7.7	8.5	
Education	8.6	6.2	7.7	7.5	7.6	
Housing	2.8	0.7	1.3	2.6	1.9	
Electricity	2.4	10.1	5.5	5.9	5.7	
Water supply	3.1	7.6	4.0	6.1	5.0	
Services (other)	0.8	0.4	0.6	0.7	0.6	
Health	13.3	15.9	14.5	14.1	14.4	

Sickness/Disease		0.2	0.1	0.1	0.1
Crime and Security	10.3	5.5	8.0	8.6	8.3
Corruption	1.4	1.5	2.5	0.3	1.5
Political violence	0.0			0.0	0.0
Political instability/Political divisions/Ethnic tensions	0.1	0.9	0.5	0.3	0.4
Discrimination/ Inequality	0.1	1.2	0.7	0.3	0.5
Gender issues/Women's rights	1.0	0.5	0.4	1.3	0.8
Democracy/Political rights	1.0	1.0	1.4	0.6	1.0
Agricultural marketing	0.3	3.5	1.8	1.6	1.7
Other responses	3.5	0.8	3.1	1.5	2.4
No further reply	10.3	2.2	6.3	7.5	6.9



COVID-19

Now I would like to ask you some questions about the COVID-19 pandemic that has been affecting our country and the world since early 2020.

Q57A. Please tell me whether you personally or any other member of your household have been affected in any of the following ways by the COVID-19 pandemic: Became ill with, or tested positive for, COVID-19?

	Urban	Rural	Men	Women	Total
Yes	4.2	1.4	3.4	2.6	3.0
No	95.3	98.5	96.5	96.7	96.6
Don't know	0.6	0.1	0.1	0.7	0.4

Q57B. Please tell me whether you personally or any other member of your household have been affected in any of the following ways by the COVID-19 pandemic: Temporarily or permanently lost a job, business or primary source of income?

	Urban	Rural	Men	Women	Total
Yes	28.7	36.7	31.3	33.0	32.1
No	70.9	63.1	68.6	66.5	67.6
Don't know	0.4	0.2	0.1	0.5	0.3

Q65A. Since the start of the COVID-19 pandemic, have you or your household received any assistance from government, like food, cash payments, relief from bill payments, or other assistance that you were not normally receiving before the pandemic?

	Urban	Rural	Men	Women	Total
Yes	54.2	21.0	40.6	39.7	40.2
No	44.9	77.8	58.3	59.4	58.8
Don't know	0.8	1.2	1.1	0.9	1.0

Q65B. Do you think that the distribution of government support to people during the COVID-19 pandemic, for example through food packages or cash payments, has been fair or unfair?

	Urban	Rural	Men	Women	Total
Very unfairly	63.3	44.5	53.3	57.6	55.3
Somewhat unfairly	10.8	14.8	14.4	10.4	12.5
Somewhat fairly	9.1	16.3	11.4	13.0	12.2
Very fairly	12.8	22.2	17.7	15.7	16.8
Don't know	4.0	2.1	3.2	3.2	3.2

Q58A. Have you received a vaccination against COVID-19, either one or two doses?

	Urban	Rural	Men	Women	Total
Yes	59.8	36.7	49.7	50.4	50.0
No	40.2	63.3	50.3	49.6	50.0

Q58B. If a vaccine for COVID-19 is available, how likely are you to try to get vaccinated?

	Urban	Rural	Men	Women	Total
Very unlikely	41.1	21.6	32.4	33.3	32.8
Somewhat unlikely	2.5	1.9	1.4	3.2	2.2
Somewhat likely	3.8	5.9	5.1	4.2	4.7
Very likely	12.0	7.1	10.1	9.7	10.0
Not applicable	40.2	63.3	50.3	49.6	50.0
Don't know	0.4	0.3	0.7		0.3

Q58C. [If answer to Q58B is “very unlikely” or “Somewhat unlikely”:] What is the main reason that you would be unlikely to get a COVID-19 vaccine?

	Urban	Rural	Men	Women	Total
COVID doesn't exist/COVID is not real	7.9	3.7	7.3	4.8	6.1
Not worried about COVID/COVID is not serious or life-threatening/not deadly	1.0	0.4	1.0	0.5	0.7
I am at no risk or low risk for getting COVID/Small chance of contracting COVID	1.0	1.1	1.2	0.8	1.0
I already had COVID and believe I am immune	0.1		0.1		0.1
God will protect me	2.2	1.3	1.8	1.8	1.8
Don't trust the vaccine/Worried about getting fake or counterfeit vaccine	14.2	7.2	12.4	9.8	11.2
Vaccine is not safe	8.0	2.6	4.8	6.8	5.8
Vaccine was developed too quickly	0.3		0.3		0.2
Vaccine is not effective/Vaccinated people can still get COVID	0.3			0.4	0.2
Vaccine may cause infertility	0.3	0.2	0.2	0.3	0.2
Vaccine may cause other bad side effects	1.3	1.6	0.8	2.1	1.4
Afraid of vaccines in general	1.1	0.7	0.1	1.9	0.9
Allergic to vaccines		0.1	0.1		0.0
Don't like needles	1.3	2.1	1.2	2.1	1.6
Don't trust the vaccine source/Will wait for other vaccines	0.5	1.5	0.7	1.3	0.9
I Don't know how to get the vaccine	0.1			0.2	0.1
I will wait until others have been vaccinated	0.1		0.1		0.1
I will get the vaccine later	0.4			0.5	0.2
Some other reason	3.3	1.1	1.7	3.2	2.4
Not applicable	56.4	76.3	66.1	63.4	64.8
Don't know	0.1	0.1	0.1	0.1	0.1

Q59. How much do you trust the government to ensure that any vaccine for COVID-19 that is developed or offered to Gambians citizens is safe before it is used in this country?

	Urban	Rural	Men	Women	Total
Not at all	38.6	18.2	32.3	27.4	30.0
Just a little	14.2	20.0	13.9	19.7	16.6
Somewhat	16.5	21.8	17.2	20.5	18.8
A lot	26.1	38.7	33.7	28.9	31.4
Don't know	4.6	1.3	2.9	3.5	3.2

Q60. How well or badly would you say the current government has managed the response to the COVID-19 pandemic?

	Urban	Rural	Men	Women	Total
Very badly	34.6	9.9	25.4	22.9	24.2
Fairly badly	17.8	18.6	18.1	18.1	18.1
Fairly well	26.4	39.1	29.4	34.5	31.8
Very well	17.9	30.3	23.0	23.4	23.2
Don't know	3.2	2.1	4.1	1.2	2.7

Q61A. How satisfied or dissatisfied are you with the government's response to COVID-19 in the following areas: Providing relief to vulnerable households?

	Urban	Rural	Men	Women	Total
Not at all satisfied	36.6	18.3	28.0	29.8	28.9
Not very satisfied	21.2	19.3	20.1	20.7	20.4
Fairly satisfied	21.7	36.4	30.4	25.0	27.9
Very satisfied	16.3	25.7	19.5	21.2	20.3
Don't know	4.2	0.3	2.0	3.2	2.6

Q61B. How satisfied or dissatisfied are you with the government's response to COVID-19 in the following areas: Ensuring that disruptions to children's education are kept to a minimum?

	Urban	Rural	Men	Women	Total
Not at all satisfied	34.3	23.8	29.0	30.9	29.9
Not very satisfied	22.1	21.5	24.2	19.3	21.9
Fairly satisfied	25.8	29.1	26.3	28.2	27.2
Very satisfied	15.2	25.0	18.9	19.9	19.4
Don't know	2.5	0.5	1.6	1.7	1.7

Q61C. How satisfied or dissatisfied are you with the government's response to COVID-19 in the following areas: Making sure that health facilities have adequate resources to respond to the COVID-19 pandemic?

	Urban	Rural	Men	Women	Total
Not at all satisfied	40.9	16.3	31.4	29.6	30.5
Not very satisfied	20.1	20.1	20.1	20.1	20.1
Fairly satisfied	20.0	29.4	25.7	22.0	24.0
Very satisfied	15.3	31.2	20.4	23.8	22.0
Refused	0.2	0.1	0.1	0.2	0.2
Don't know	3.5	2.8	2.3	4.2	3.2

Q62. Considering all of the funds and resources that were available to the government for combating and responding to the COVID-19 pandemic, how much do you think was lost or stolen due to corruption?

	Urban	Rural	Men	Women	Total
A lot	67.8	32.5	56.9	48.4	52.9
Some	10.8	35.3	21.0	21.3	21.1
A little	3.9	15.6	8.4	9.2	8.8
None	1.8	4.7	2.4	3.8	3.0
Refused	0.0			0.0	0.0
Don't know	15.6	12.0	11.3	17.2	14.1

Q63A. When the country is facing a public health emergency like the COVID-19 pandemic, do you agree or disagree that it is justified for the government to temporarily limit democracy or democratic freedoms by taking the following measures: Censoring media reporting?

	Urban	Rural	Men	Women	Total
Strongly disagree	24.3	29.8	28.1	24.9	26.6
Disagree	27.6	18.8	24.6	23.1	23.9
Neither agree nor disagree	2.8	2.5	2.5	2.9	2.7
Agree	26.7	34.9	28.0	32.7	30.2
Strongly agree	17.0	9.6	14.6	13.1	13.9
Don't know	1.6	4.4	2.2	3.4	2.8

Q63B. When the country is facing a public health emergency like the COVID-19 pandemic, do you agree or disagree that it is justified for the government to temporarily limit democracy or democratic freedoms by taking the following measures: Using the police and security forces to enforce public health mandates like restrictions on public gatherings or wearing face masks?

	Urban	Rural	Men	Women	Total
Strongly disagree	10.1	22.3	15.6	14.8	15.2
Disagree	12.7	12.5	12.4	12.9	12.6
Neither agree nor disagree	3.0	3.8	3.4	3.3	3.3
Agree	36.9	31.0	34.0	34.9	34.4
Strongly agree	37.0	29.7	34.3	33.5	33.9
Don't know	0.3	0.7	0.4	0.5	0.4

Q63C. When the country is facing a public health emergency like the COVID-19 pandemic, do you agree or disagree that it is justified for the government to temporarily limit democracy or democratic freedoms by taking the following measures: Postponing elections?

	Urban	Rural	Men	Women	Total
Strongly disagree	31.0	36.4	33.4	33.1	33.3
Disagree	20.6	13.1	17.1	17.8	17.4
Neither agree nor disagree	3.1	3.7	3.5	3.2	3.4
Agree	18.8	21.5	21.1	18.6	20.0
Strongly agree	24.2	23.0	22.8	24.8	23.7
Refused	0.6	0.2	0.6	0.3	0.4
Don't know	1.7	2.1	1.6	2.2	1.9

Q64A. After experiencing the COVID-19 pandemic in Gambia, how prepared or unprepared do you think the government will be to deal with future public health emergencies?

	Urban	Rural	Men	Women	Total
Very unprepared	52.8	29.2	47.2	37.9	42.8
Somewhat unprepared	6.8	17.8	11.9	11.0	11.5
Somewhat prepared	12.4	23.9	14.9	20.0	17.3
Very prepared	21.2	24.8	21.6	23.9	22.7
Don't know	6.8	4.3	4.4	7.3	5.7

Q64B. Do you agree or disagree with the following statement: Our government needs to invest more of our health resources in special preparations to respond to health emergencies like COVID-19, even if it means fewer resources are available for other health services?

	Urban	Rural	Men	Women	Total
Strongly disagree	14.1	5.4	10.4	10.5	10.5
Disagree	11.0	7.6	9.2	10.0	9.6
Neither agree nor disagree	3.1	6.5	3.5	5.7	4.5
Agree	46.6	53.2	48.6	50.2	49.4
Strongly agree	22.7	27.0	27.0	21.7	24.5
Refused	0.0			0.0	0.0
Don't know	2.4	0.4	1.3	1.8	1.6

Economic life

Let's discuss economic conditions.

Q4A. In general, how would you describe the present economic condition of this country?

	Urban	Rural	Men	Women	Total
Very bad	68.7	59.5	65.7	64.0	64.8
Fairly bad	10.7	20.1	14.0	15.2	14.6
Neither good nor bad	2.7	2.9	2.2	3.2	2.8
Fairly good	11.2	10.3	11.0	10.6	10.8
Very good	5.8	6.4	5.7	6.3	6.0
Don't know	1.0	0.9	1.3	0.7	1.0

Q4B. In general, how would you describe your own present living conditions?

	Urban	Rural	Women	Men	Total
Very bad	33.6	58.7	41.8	46.9	44.2
Fairly bad	19.7	14.7	17.0	18.3	17.6
Neither good nor bad	6.0	6.0	7.0	4.8	6.0
Fairly good	33.5	14.5	27.1	23.7	25.5
Very good	7.1	6.0	7.0	6.2	6.6
Refused	0.1			0.1	0.0
Don't know	0.1		0.1		0.1

Q5A. Looking back, how do you rate economic conditions in this country compared to 12 months ago?

	Urban	Rural	Men	Women	Total
Much worse	51.8	45.2	51.6	46.7	49.0
Worse	21.8	32.3	27.9	24.7	26.2
Same	7.2	5.5	5.5	7.3	6.5
Better	11.1	13.7	10.2	13.9	12.2
Much better	6.9	2.8	4.1	6.1	5.2
Don't know	1.3	0.6	0.7	1.3	1.0

Q5B. Looking ahead, do you expect economic conditions in this country to be better or worse in 12 months' time?

	Urban	Rural	Men	Women	Total
Much worse	40.1	42.7	39.1	43.1	41.2
Worse	18.2	23.1	19.6	20.8	20.2
Same	7.1	5.3	6.8	6.0	6.3
Better	20.0	18.8	21.5	17.7	19.5
Much better	4.9	5.3	3.6	6.3	5.1
Don't know	9.8	4.7	9.4	6.1	7.7

Q6A. Over the past year, how often, if ever, have you or anyone in your family gone without: Enough food to eat?

	Urban	Rural	Men	Women	Total
Never	68.5	25.9	46.4	54.2	50.6
Just once or twice	7.7	7.4	8.3	6.9	7.6
Several times	11.9	25.9	17.6	18.0	17.8
Many times	8.4	26.5	18.4	13.9	16.0
Always	3.2	14.3	9.1	6.8	7.8
Don't know	0.3		0.3	0.1	0.2

Q6B. Over the past year, how often, if ever, have you or anyone in your family gone without: Enough clean water for home use?

	Urban	Rural	Men	Women	Total
Never	61.6	36.2	46.8	54.5	50.9
Just once or twice	6.6	8.8	7.1	7.9	7.5
Several times	12.1	22.4	19.2	14.0	16.4
Many times	7.4	9.4	9.5	7.1	8.3
Always	12.2	23.0	17.1	16.5	16.8
Don't know	0.1	0.2	0.3		0.1

Q6C. Over the past year, how often, if ever, have you or anyone in your family gone without: Medicines or medical treatment?

	Urban	Rural	Men	Women	Total
Never	34.2	10.1	23.4	24.5	24.0
Just once or twice	6.3	7.1	6.1	7.0	6.6
Several times	22.9	26.0	22.1	26.1	24.2
Many times	16.3	26.1	22.5	18.6	20.5
Always	20.1	30.7	25.6	23.6	24.6
Don't know	0.3		0.2	0.1	0.1

Q6D. Over the past year, how often, if ever, have you or anyone in your family gone without: Enough fuel to cook your food?

	Urban	Rural	Men	Women	Total
Never	56.1	28.0	40.2	47.9	44.3
Just once or twice	6.2	16.4	10.7	10.3	10.5
Several times	20.7	31.2	26.3	24.1	25.1
Many times	9.7	8.4	11.6	7.0	9.1
Always	7.0	16.0	10.9	10.7	10.8
Don't know	0.3		0.3		0.2

Q6E. Over the past year, how often, if ever, have you or anyone in your family gone without: A cash income?

	Urban	Rural	Men	Women	Total
Never	33.9	6.2	20.8	23.5	22.2
Just once or twice	7.4	3.1	3.8	7.2	5.6
Several times	25.4	17.6	25.2	19.3	22.1
Many times	17.2	26.9	21.6	21.0	21.3
Always	15.7	46.3	28.6	28.5	28.6
Don't know	0.4			0.5	0.3

Q33I. How often, if ever, are people treated unfairly by the government based on their economic status, that is, how rich or poor they are?

	Urban	Rural	Men	Women	Total
Never	22.5	22.4	21.0	23.7	22.5
Sometimes	29.8	35.4	34.9	29.8	32.2
Often	13.0	23.4	14.7	19.8	17.4
Always	30.2	18.4	26.0	24.5	25.2
Refused		0.1	0.0		0.0
Don't know	4.5	0.4	3.3	2.3	2.8

Q93A. Do you have a job that pays a cash income? [If "Yes":] Is it full time or part time? [If "No":] Are you currently looking for a job?

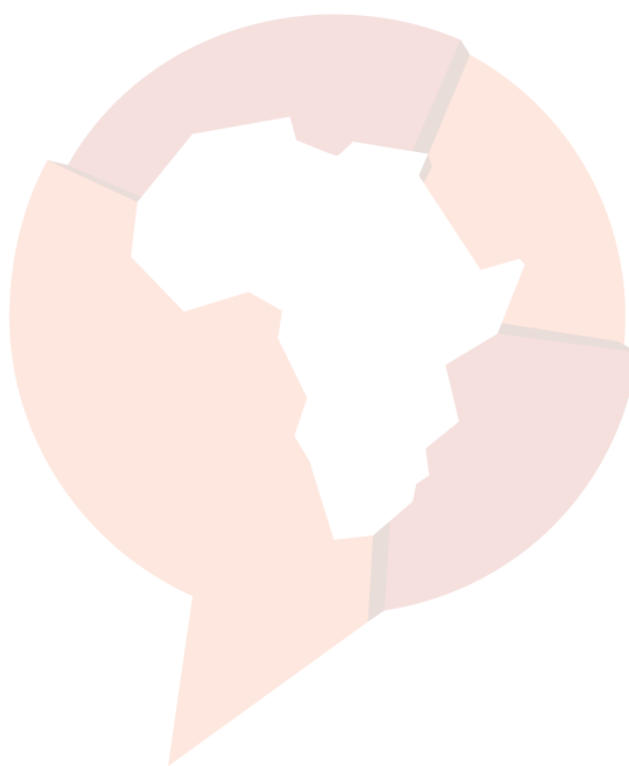
	Urban	Rural	Men	Women	Total
No (not looking)	38.1	57.8	58.7	35.5	46.4
No (looking)	16.4	15.7	18.1	14.3	16.1
Yes, part time	9.8	12.8	7.2	14.5	11.0
Yes, full time	35.7	13.8	16.0	35.8	26.5

Q93B. What is your main occupation? [If unemployed, retired, or disabled:] What was your last main occupation?

	Urban	Rural	Men	Women	Total
Never had a job	4.4	4.6	7.0	2.3	4.5
Student	10.3	5.6	9.9	6.9	8.3
Housewife /Homemaker	16.7	13.2	32.4	0.0	15.2
Agriculture /Farming /Fishing /Forestry	6.2	46.2	19.0	26.7	23.1
Trader / hawker / vendor	10.9	7.7	13.5	6.1	9.6
Retail / Shop	3.8	1.6	3.5	2.3	2.9
Unskilled manual worker (e.g., cleaner, laborer, domestic help, unskilled manufacturing worker)	7.8	4.3	5.6	6.9	6.3
Artisan or skilled manual worker (e.g., trades like electrician, mechanic, machinist or skilled manufacturing worker)	18.5	7.8	1.6	24.9	14.0
Clerical or secretarial	0.7	0.3	0.6	0.4	0.5
Supervisor / Foreman / Senior Manager	0.5	1.5	0.4	1.4	0.9
Security services (police, army, private security)	2.5	1.5	0.2	3.8	2.1
Mid-level professional (e.g., teacher, nurse, mid-level government officer)	13.9	3.9	5.7	13.2	9.7
Upper-level professional (e.g., banker/finance, doctor, lawyer, engineer, accountant, professor, senior-level government)	2.6	0.8	0.2	3.3	1.8
Other	0.6	0.9	0.3	1.1	0.7
Refused	0.3		0.1	0.3	0.2
Don't know	0.3			0.3	0.2

Q93C. What is the main way that decisions are made about how to use any money that you have or earn, for example from a job, a business, selling things or other activities?

	Urban	Rural	Men	Women	Total
You make the decisions yourself	60.8	37.4	40.6	60.1	50.9
Your spouse makes the decisions	2.9	4.6	6.1	1.4	3.6
You make the decisions jointly with your spouse	15.2	20.6	25.6	10.2	17.5
You make the decisions jointly with other family members	14.5	28.9	15.9	24.7	20.6
Other family members make the decisions without you	2.4	2.2	3.0	1.7	2.3
None of the above / Some other response	0.1	0.1	0.0	0.1	0.1
Not applicable, no earnings	4.2	6.2	8.7	1.8	5.0



Development and international relations

See related questions under “Public services and government performance.”

Q77. How much influence do you think China’s economic activities in Gambia have on our economy, or haven’t you heard enough to say?

	Urban	Rural	Men	Women	Total
None	12.4	17.1	13.9	14.8	14.4
A little	9.0	18.2	11.7	13.9	12.9
Some	12.2	19.7	10.5	19.8	15.4
A lot	41.0	21.2	30.8	34.2	32.6
Don't know/Haven't heard enough	25.4	23.8	33.1	17.4	24.8

Q78A. Do you think that the economic and political influence of each of the following countries on Gambia is mostly positive, mostly negative, or haven’t you heard enough to say: China?

	Urban	Rural	Men	Women	Total
Very negative	39.9	18.0	27.3	33.6	30.6
Somewhat negative	11.3	13.6	12.0	12.5	12.3
Neither positive nor negative	5.0	8.3	4.0	8.5	6.4
Somewhat positive	11.1	16.6	10.2	16.3	13.4
Very positive	8.6	17.4	12.5	12.2	12.3
Don't know	24.1	26.1	34.0	16.9	24.9

Q78B. Do you think that the economic and political influence of each of the following countries on Gambia is mostly positive, mostly negative, or haven’t you heard enough to say: United States?

	Urban	Rural	Men	Women	Total
Very negative	17.2	7.8	10.8	15.4	13.2
Somewhat negative	9.7	8.4	8.3	10.0	9.2
Neither positive nor negative	6.9	8.7	5.1	9.9	7.6
Somewhat positive	13.5	22.6	13.3	20.8	17.3
Very positive	18.4	19.0	18.4	18.9	18.7
Don't know	34.4	33.4	44.1	25.0	34.0

Q78C. Do you think that the economic and political influence of each of the following countries on Gambia is mostly positive, mostly negative, or haven’t you heard enough to say: Japan?

	Urban	Rural	Men	Women	Total
Very negative	17.7	7.3	11.6	14.8	13.3
Somewhat negative	6.6	7.2	6.5	7.2	6.9
Neither positive nor negative	5.5	7.4	3.8	8.5	6.3
Somewhat positive	13.5	20.1	12.1	19.9	16.3
Very positive	10.2	15.9	10.8	14.1	12.6
Don't know	46.5	42.2	55.2	35.4	44.7

Q78D. To your knowledge, does Japan give loans or development assistance to our country's government, or haven't you had a chance to hear about this?

	Urban	Rural	Men	Women	Total
No	29.4	41.5	32.7	36.0	34.5
Yes	27.7	28.7	18.5	36.7	28.1
Refused	0.6		0.6	0.1	0.3
Don't know	42.3	29.9	48.2	27.2	37.1

Q78E. When the government of Japan gives loans or development assistance to Gambia, do you think they put more requirements or fewer requirements on our government compared to other donor countries, or haven't you heard enough to say?

	Urban	Rural	Men	Women	Total
Far fewer requirements	6.9	6.8	3.4	9.9	6.8
Somewhat fewer requirements	3.3	5.9	2.3	6.2	4.4
About the same number of requirements	3.5	6.9	4.2	5.6	5.0
Somewhat more requirements	2.3	2.7	1.7	3.1	2.4
Many more requirements	4.6	3.6	3.1	5.1	4.2
Not applicable	72.3	71.3	81.5	63.3	71.9
Refused	0.3			0.3	0.1
Don't know	6.9	2.8	3.7	6.5	5.2

Democracy and politics

See related questions under “Institutions and leaders.”

Q22A. There are many ways to govern a country. Would you disapprove or approve of the following alternatives: Only one political party is allowed to stand for election and hold office?

	Urban	Rural	Men	Women	Total
Strongly disapprove	67.9	63.7	68.2	63.8	66.1
Disapprove	21.1	23.8	21.1	23.4	22.2
Neither approve nor disapprove	1.7	1.7	2.1	1.3	1.7
Approve	5.4	6.5	4.4	7.5	5.9
Strongly approve	3.6	4.4	4.2	3.6	3.9
Don't know	0.4			0.5	0.2

Q22B. There are many ways to govern a country. Would you disapprove or approve of the following alternatives: The army comes in to govern the country?

	Urban	Rural	Men	Women	Total
Strongly disapprove	53.2	60.1	58.3	53.6	56.1
Disapprove	19.0	20.2	20.3	18.6	19.5
Neither approve nor disapprove	3.7	2.1	2.3	3.9	3.0
Approve	13.8	7.3	8.8	13.6	11.1
Strongly approve	9.7	9.5	9.8	9.3	9.6
Don't know	0.6	0.8	0.4	1.1	0.7

Q22C. There are many ways to govern a country. Would you disapprove or approve of the following alternatives: Elections and Parliament are abolished so that the [president] can decide everything?

	Urban	Rural	Men	Women	Total
Strongly disapprove	70.3	71.5	71.6	69.8	70.8
Disapprove	21.0	22.1	22.2	20.6	21.5
Neither approve nor disapprove	1.2	0.3	0.9	0.8	0.8
Approve	5.0	4.2	3.1	6.4	4.6
Strongly approve	2.2	1.5	2.1	1.8	1.9
Don't know	0.3	0.3	0.1	0.6	0.3

Q23. Which of these three statements is closest to your own opinion?

Statement 1: Democracy is preferable to any other kind of government.

Statement 2: In some circumstances, a non-democratic government can be preferable.

Statement 3: For someone like me, it doesn't matter what kind of government we have.

	Urban	Rural	Men	Women	Total
STATEMENT 3: For someone like me, it doesn't matter what kind of government we have.	9.3	7.1	7.2	9.7	8.4
STATEMENT 2: In some circumstances, a non-democratic government can be preferable.	27.4	26.1	24.6	29.3	26.8
STATEMENT 1: Democracy is preferable to any other kind of government.	62.7	66.6	68.1	60.2	64.4
Refused		0.2		0.1	0.1
Don't know	0.6	0.0	0.1	0.7	0.4

Q18. Which of the following statements is closest to your view?

Statement 1: It is more important to have a government that can get things done, even if we have no influence over what it does.

Statement 2: It is more important for citizens to be able to hold government accountable, even if that means it makes decisions more slowly.

	Urban	Rural	Men	Women	Total
Agree very strongly with 1	16.0	23.7	19.0	19.5	19.3
Agree with 1	12.5	10.1	10.5	12.7	11.5
Agree with 2	18.2	16.1	15.2	19.7	17.3
Agree very strongly with 2	51.0	47.2	53.3	45.0	49.4
Agree with neither	2.1	1.7	1.2	2.8	1.9
Refused		1.1	0.8	0.1	0.5
Don't know	0.2	0.0		0.3	0.1

Q27A. Which of the following statements is closest to your view?

Statement 1: [Members of Parliament] represent the people; therefore they should make laws for this country, even if the [president] does not agree.

Statement 2: Since the [president] represents all of us, he should pass laws without worrying about what [Parliament] thinks.

	Urban	Rural	Men	Women	Total
Agree very strongly with 1	60.8	65.8	67.6	57.6	62.9
Agree with 1	23.0	19.1	18.2	24.9	21.3
Agree with 2	7.0	3.4	4.8	6.4	5.5
Agree very strongly with 2	6.1	6.9	5.7	7.3	6.4
Agree with neither	2.6	3.9	3.0	3.3	3.1
Refused		0.6	0.3	0.1	0.2
Don't know	0.5	0.3	0.3	0.5	0.4

Q27B. Which of the following statements is closest to your view?

Statement 1: [Parliament] should ensure that the [president] explains to it on a regular basis how [his] government spends taxpayers' money.

Statement 2: The [president] should be able to devote [his] full attention to developing the country rather than wasting time justifying [his] actions.

	Urban	Rural	Men	Women	Total
Agree very strongly with 1	63.2	74.0	72.4	62.5	67.8
Agree with 1	21.0	18.4	18.0	22.1	19.9
Agree with 2	4.6	1.4	2.1	4.5	3.2
Agree very strongly with 2	9.0	4.4	6.1	8.1	7.1
Agree with neither	1.5	1.0	1.3	1.2	1.3
Refused	0.0	0.7	0.0	0.6	0.3
Don't know	0.6	0.1		0.9	0.4

Q48A. Who should be responsible for: Making sure that, once elected, members of Parliament do their jobs?

	Urban	Rural	Men	Women	Total
The President/Executive	29.6	15.9	21.1	26.9	23.8
The Parliament/Local government council	10.0	12.0	10.5	11.2	10.8
Their political party	5.4	4.1	4.6	5.1	4.8
The voters	54.1	65.7	62.9	54.7	59.0
No one	0.2	0.2		0.4	0.2
Don't know	0.8	2.0	1.0	1.7	1.3

Q48B. Who should be responsible for: Making sure that, once elected, the president does his or her job?

	Urban	Rural	Men	Women	Total
The President/ Executive	5.7	3.7	4.8	5.0	4.9
The Parliament/Local government council	53.5	47.6	54.7	46.9	51.0
Their political party	1.5	1.4	0.8	2.2	1.5
The voters	38.3	46.1	39.1	44.3	41.6
No one	0.3	0.2		0.6	0.3
Don't know	0.7	0.9	0.6	1.0	0.8

Q27C. Which of the following statements is closest to your view?

Statement 1: After losing an election, opposition parties should monitor and criticize the government in order to hold it accountable.

Statement 2: Once an election is over, opposition parties and politicians should accept defeat and cooperate with government to help it develop the country.

	Urban	Rural	Men	Women	Total
Agree very strongly with 1	21.7	24.0	26.0	18.8	22.6
Agree with 1	8.8	8.6	7.6	10.0	8.7
Agree with 2	19.1	12.0	13.8	18.6	16.1
Agree very strongly with 2	48.1	52.3	48.9	51.0	49.9
Agree with neither	2.1	2.4	3.0	1.4	2.2
Refused		0.8	0.6		0.3
Don't know	0.2			0.3	0.1

Q29A. Which of the following statements is closest to your view?

Statement 1: The Constitution should limit the [president] to serving a maximum of two terms in office.

Statement 2: There should be no constitutional limit on how long the president can serve.

	Urban	Rural	Men	Women	Total
Agree very strongly with 1	62.9	62.9	67.7	57.5	62.9
Agree with 1	21.5	16.4	17.3	21.6	19.3
Agree with 2	3.7	4.1	3.4	4.3	3.8
Agree very strongly with 2	7.9	14.8	9.1	12.7	10.8
Agree with neither	3.7	1.7	2.0	3.8	2.9
Don't know	0.5	0.1	0.5	0.1	0.3

Q29B. Which of the following statements is closest to your view?

Statement 1: [Gambia's] armed forces should never intervene in the country's political process.

Statement 2: It is legitimate for the armed forces to take control of government when elected leaders abuse power for their own ends.

	Urban	Rural	Men	Women	Total
Agree very strongly with 1	36.8	46.1	44.6	36.3	40.7
Agree with 1	16.1	15.4	14.7	17.0	15.8
Agree with 2	14.5	9.9	8.9	16.8	12.6
Agree very strongly with 2	30.3	27.0	29.7	28.0	28.9
Agree with neither	1.9	1.2	1.6	1.6	1.6
Refused	0.1			0.1	0.1
Don't know	0.3	0.4	0.5	0.3	0.4

Q30. In your opinion, how much of a democracy is Gambia today?

	Urban	Rural	Men	Women	Total
Not a democracy	9.6	8.3	10.8	7.0	9.0
A democracy, with major problems	42.8	40.8	41.7	42.3	42.0
A democracy, but with minor problems	25.8	26.7	26.1	26.3	26.2
A full democracy	20.4	23.0	20.8	22.2	21.5
Do not understand question /do not understand what 'democracy' is	0.4	0.7	0.3	0.8	0.5
Don't know	1.0	0.5	0.3	1.3	0.8

Q31. Overall, how satisfied are you with the way democracy works in Gambia?

	Urban	Rural	Men	Women	Total
The country is not a democracy		0.5	0.0	0.4	0.2
Not at all satisfied	35.9	32.5	33.9	35.1	34.5
Not very satisfied	27.4	26.0	25.4	28.5	26.8
Fairly satisfied	21.5	24.5	23.7	21.8	22.8
Very satisfied	14.8	15.3	16.6	13.3	15.0
Refused		0.4	0.3		0.2
Do not know	0.4	0.7	0.2	0.9	0.5

Q32A. Do you think that this country is more democratic, less democratic or about the same than it was five years ago?

	Urban	Rural	Men	Women	Total
Much less democratic	22.0	18.4	21.1	19.8	20.5
Somewhat less democratic	4.6	6.0	5.1	5.3	5.2
About the same	20.4	22.7	20.6	22.2	21.4
Somewhat more democratic	12.1	15.5	14.4	12.5	13.5
Much more democratic	38.5	35.7	37.6	37.0	37.3
Don't know	2.4	1.7	1.1	3.2	2.1

Q32B. Do you think that in five years' time this country will be more democratic than it is now, less democratic, or about the same?

	Urban	Rural	Men	Women	Total
Much less democratic	20.8	20.6	20.1	21.4	20.7
Somewhat less democratic	3.9	4.5	3.5	4.9	4.1
About the same	22.2	19.3	20.7	21.3	21.0
Somewhat more democratic	6.2	9.3	7.5	7.5	7.5
Much more democratic	35.5	38.0	39.7	33.0	36.5
Refused		0.2	0.2		0.1
Don't know	11.5	8.0	8.4	11.9	10.1

Responsive and transparent government

Q19A. Which of the following statements is closest to your view?

Statement 1: The government is like the people's boss. People should respect the government and do what it directs.

Statement 2: The government is like the people's employee. It should respect citizens and do what they request.

	Urban	Rural	Men	Women	Total
Agree very strongly with 1	7.3	12.1	8.9	9.8	9.3
Agree with 1	5.4	7.2	4.7	7.7	6.1
Agree with 2	18.8	15.5	15.9	19.1	17.4
Agree very strongly with 2	61.3	60.4	64.8	56.6	60.9
Agree with neither	7.0	4.9	5.4	6.8	6.1
Don't know	0.3		0.2	0.0	0.1

Q19B. Which of the following statements is closest to your view?

Statement 1: Our elected officials should listen to constituents' views and do what they demand.

Statement 2: Our elected leaders should follow their own ideas in deciding what is best for the country.

	Urban	Rural	Men	Women	Total
Agree very strongly with 1	65.5	66.8	69.0	62.8	66.1
Agree with 1	19.8	18.9	16.4	22.9	19.4
Agree with 2	7.2	2.9	4.1	6.8	5.4
Agree very strongly with 2	4.9	8.7	7.5	5.4	6.5
Agree with neither	2.2	2.7	3.0	1.7	2.4
Don't know	0.3			0.3	0.2

Q75. For each of the following statements, please tell me whether you disagree or agree: Information held by public authorities is only for use by government officials; it should not have to be shared with the public?

	Urban	Rural	Men	Women	Total
Strongly disagree	26.8	34.7	32.0	27.9	30.1
Disagree	20.8	13.6	16.1	19.7	17.8
Neither agree nor disagree	4.9	3.3	5.6	2.7	4.2
Agree	34.8	34.3	33.7	35.6	34.6
Strongly agree	10.4	13.8	11.8	12.0	11.9
Don't know	2.3	0.3	0.9	2.1	1.5

Q76A. I would like to ask you about what kinds of information should be shared with the public and which should not. For each of the following, please tell me whether ordinary citizens and news media should have the right to obtain this information from government, or whether government should be allowed to keep the information away from the public: Budgets and expenditures for the [local government council]?

	Urban	Rural	Men	Women	Total
No, government use only	6.3	9.1	7.8	7.1	7.5
Yes, available to the public	92.6	89.9	91.5	91.4	91.5
Don't know	1.1	1.0	0.7	1.5	1.0

Q76B. For each of the following, please tell me whether ordinary citizens and news media should have the right to obtain this information from government, or whether government should be allowed to keep the information away from the public: All bids and contracts with businesses that have competed for government-funded projects or purchases?

	Urban	Rural	Men	Women	Total
No, government use only	7.4	10.3	8.1	9.1	8.6
Yes, available to the public	90.8	86.7	90.6	87.4	89.1
Refused		0.2		0.2	0.1
Don't know	1.8	2.8	1.3	3.3	2.2

Q76C. For each of the following, please tell me whether ordinary citizens and news media should have the right to obtain this information from government, or whether government should be allowed to keep the information away from the public: Salary information for teachers and local government officials?

	Urban	Rural	Men	Women	Total
No, government use only	35.9	38.0	33.5	40.4	36.8
Yes, available to the public	62.3	60.9	65.7	57.2	61.7
Refused	0.5			0.6	0.3
Don't know	1.3	1.2	0.8	1.8	1.3

A35A. How likely is it that you could get the following information from government or other public institutions, or haven't you heard enough to say: If you contacted the local school to find out what the school's budget is and how the funds have been used?

	Urban	Rural	Men	Women	Total
Not at all likely	59.6	37.5	47.4	53.5	50.3
Not very likely	16.3	25.1	21.8	18.0	20.0
Somewhat likely	8.7	16.6	13.1	10.8	12.0
Very likely	11.4	16.9	14.0	13.4	13.7
Don't know/Haven't heard	4.0	3.8	3.6	4.3	3.9

Q35B. How likely is it that you could get the following information from government or other public institutions, or haven't you heard enough to say: If you contacted your local government office to find out about the local development plan and budget?

	Urban	Rural	Men	Women	Total
Not at all likely	60.9	49.2	54.3	57.8	55.9
Not very likely	16.0	20.1	20.1	15.1	17.7
Somewhat likely	12.2	17.1	14.9	13.6	14.3
Very likely	7.9	10.3	8.4	9.5	8.9
Don't know/Haven't heard	3.0	3.3	2.3	4.0	3.1

Q35C. How likely is it that you could get the following information from government or other public institutions, or haven't you heard enough to say: If you contacted your local government office to request to see a contract for a government-funded project or purchase?

	Urban	Rural	Men	Women	Total
Not at all likely	64.4	54.3	58.3	62.2	60.1
Not very likely	13.1	17.6	16.6	13.2	15.0
Somewhat likely	11.2	13.5	12.2	12.1	12.2
Very likely	7.6	9.8	9.1	8.0	8.6
Refused		0.2		0.2	0.1
Don't know/Haven't heard	3.7	4.6	3.8	4.4	4.1

Q34A. How much of the time do you think the following try their best to listen to what ordinary people have to say: Members of Parliament?

	Urban	Rural	Men	Women	Total
Never	44.2	32.7	39.0	39.8	39.4
Only sometimes	35.5	41.8	38.8	37.4	38.2
Often	9.3	14.3	11.6	11.3	11.4
Always	6.6	8.9	8.2	6.9	7.6
Don't know	4.4	2.3	2.4	4.7	3.5

Q34B. How much of the time do you think the following try their best to listen to what ordinary people have to say: Members of local government council?

	Urban	Rural	Men	Women	Total
Never	43.5	32.0	38.2	39.1	38.6
Only sometimes	30.5	41.0	33.7	36.3	34.9
Often	11.9	15.0	15.5	10.6	13.2
Always	9.3	11.0	10.7	9.3	10.0
Don't know	4.8	1.1	1.8	4.8	3.2

Q11A. In your opinion, how likely is it that you could get together with others and make your elected local government councillors listen to your concerns about a matter of importance to the community?

	Urban	Rural	Men	Women	Total
Not at all likely	40.4	37.9	38.0	41.0	39.4
Not very likely	16.1	20.4	16.0	20.1	17.9
Somewhat likely	13.1	18.9	17.4	13.5	15.5
Very likely	25.8	21.4	26.8	20.7	23.9
Don't know	4.5	1.4	1.8	4.8	3.2

Q36A. How likely is it that you could get someone to take action: If you went to a local leader or a local government office to request assistance for a development project in your community, like an improved water supply or community clean-up activity?

	Urban	Rural	Men	Women	Total
Not at all likely	50.7	38.1	42.1	49.1	45.4
Not very likely	15.4	25.8	21.4	17.9	19.8
Somewhat likely	18.3	19.4	21.1	16.2	18.8
Very likely	12.7	13.9	13.5	13.0	13.2
Don't know	2.9	2.8	1.9	3.9	2.8

Q36B. How likely is it that you could get someone to take action: If you went to the local school to report teacher misbehaviour such as absenteeism or mistreatment of students?

	Urban	Rural	Men	Women	Total
Not at all likely	36.3	22.1	26.4	34.7	30.3
Not very likely	12.0	17.7	13.9	14.9	14.4
Somewhat likely	22.8	22.8	26.7	18.5	22.8
Very likely	24.2	33.7	29.9	26.3	28.2
Refused	0.0		0.0		0.0
Don't know	4.6	3.8	3.1	5.6	4.3

Q36C. How likely is it that you could get someone to take action: If you went to a local government office or anti-corruption authority to report corrupt behaviour like misuse of funds or requests for bribes?

	Urban	Rural	Men	Women	Total
Not at all likely	54.1	39.5	48.4	47.4	47.9
Not very likely	14.0	26.8	21.2	17.3	19.4
Somewhat likely	12.0	16.4	12.6	15.2	13.8
Very likely	14.4	13.0	13.7	13.9	13.8
Don't know/Haven't heard	5.5	4.4	4.1	6.1	5.0

Freedom

See related questions under “Media.”

Q9A. In this country, how free are you to say what you think?

	Urban	Rural	Men	Women	Total
Not at all free	3.1	3.3	2.2	4.3	3.2
Not very free	7.7	6.3	4.7	9.8	7.1
Somewhat free	15.6	22.4	18.4	18.6	18.5
Completely free	72.7	67.8	74.2	66.6	70.7
Refused	0.0			0.0	0.0
Don't know	0.9	0.1	0.5	0.6	0.5

Q9B. In this country, how free are you to join any political organization you want?

	Urban	Rural	Men	Women	Total
Not at all free	3.0	1.3	2.2	2.5	2.3
Not very free	3.6	2.4	2.0	4.4	3.1
Somewhat free	6.4	9.8	7.4	8.3	7.8
Completely free	84.9	86.1	87.0	83.6	85.4
Refused	0.7		0.7	0.1	0.4
Don't know	1.3	0.4	0.7	1.2	0.9

Q9C. In this country, how free are you to choose who to vote for without feeling pressured?

	Urban	Rural	Men	Women	Total
Not at all free	0.9	0.6	0.6	1.0	0.8
Not very free	2.0	1.2	1.4	1.9	1.7
Somewhat free	3.8	7.3	4.5	6.1	5.3
Completely free	92.5	90.7	93.1	90.3	91.8
Don't know	0.7	0.1	0.3	0.7	0.5

Q33D. In your opinion, how often, in this country, do people have to be careful of what they say about politics?

	Urban	Rural	Men	Women	Total
Never	28.2	17.7	24.5	22.9	23.8
Rarely	12.5	21.1	16.1	16.2	16.1
Often	12.1	15.7	14.3	13.0	13.7
Always	46.1	44.8	44.6	46.7	45.6
Refused	0.1		0.1		0.0
Don't know	1.0	0.6	0.5	1.2	0.8

Q15. Let's talk for a moment about the kind of society you would like to have in this country. Which of the following statements is closest to your view?

Statement 1: The government should be able to ban any organization that goes against its policies.

Statement 2: We should be able to join any organization, whether or not the government approves of it.

	Urban	Rural	Men	Women	Total
Agree very strongly with 1	21.0	30.7	25.8	24.2	25.1
Agree with 1	10.9	16.0	11.3	15.1	13.1
Agree with 2	19.2	12.6	14.5	18.6	16.4
Agree very strongly with 2	45.1	38.2	45.6	38.3	42.2
Agree with neither	3.1	2.4	2.5	3.2	2.8
Don't know	0.7	0.1	0.3	0.6	0.4

Citizenship and participation

See related questions under "Elections."

Q8. When you get together with your friends or family, how often would you say you discuss political matters?

	Urban	Rural	Men	Women	Total
Never	39.2	29.2	28.8	42.0	35.0
Occasionally	39.6	54.5	45.2	46.6	45.9
Frequently	21.0	16.3	25.7	11.4	19.0
Refused	0.2		0.2		0.1

Q10A. Here is a list of actions that people sometimes take as citizens. For each of these, please tell me whether you, personally, have done any of these things during the past year. [If "No":] Would you do this if you had the chance: Attended a community meeting?

	Urban	Rural	Men	Women	Total
No, would never do this	17.8	3.9	8.1	16.3	12.0
No, would do it if I had the chance	35.3	11.5	21.6	29.4	25.3
Yes, once or twice	10.9	12.6	12.2	10.9	11.6
Yes, several times	21.7	37.2	31.4	24.7	28.2
Yes, often	14.1	34.8	26.7	18.6	22.9
Refused	0.1			0.1	0.0
Don't know	0.0			0.0	0.0

Q10B. Here is a list of actions that people sometimes take as citizens. For each of these, please tell me whether you, personally, have done any of these things during the past year. [If “No”:] Would you do this if you had the chance: Got together with others to raise an issue?

	Urban	Rural	Men	Women	Total
No, would never do this	24.0	8.8	11.9	23.9	17.6
No, would do it if I had the chance	41.3	20.2	27.3	38.2	32.4
Yes, once or twice	7.9	14.9	12.5	9.0	10.9
Yes, several times	17.5	32.4	29.1	17.8	23.8
Yes, often	8.8	23.7	18.8	10.9	15.1
Refused	0.1			0.1	0.0
Don't know	0.4		0.4		0.2

Q10C. Here is a list of actions that people sometimes take as citizens. For each of these, please tell me whether you, personally, have done any of these things during the past year. [If “No”:] Would you do this if you had the chance: Participated in a demonstration or protest march?

	Urban	Rural	Men	Women	Total
No, would never do this	63.9	67.4	62.7	68.4	65.4
No, would do it if I had the chance	29.8	27.5	30.7	26.7	28.8
Yes, once or twice	2.8	2.4	3.3	1.9	2.7
Yes, several times	1.9	1.9	1.6	2.2	1.9
Yes, often	0.3	0.4	0.6		0.3
Refused	0.7		0.8		0.4
Don't know	0.6	0.4	0.3	0.8	0.5

Q11B. During the past year, how often have you contacted any of the following persons about some important problem or to give them your views: A local government councillor?

	Urban	Rural	Men	Women	Total
Never	77.4	66.5	66.3	80.2	72.8
Only once	5.8	6.8	7.8	4.5	6.2
A few times	8.3	15.8	13.7	8.9	11.4
Often	7.0	10.4	11.4	5.1	8.5
Don't know	1.5	0.4	0.9	1.1	1.0

Q11C. During the past year, how often have you contacted any of the following persons about some important problem or to give them your views: A member of Parliament?

	Urban	Rural	Men	Women	Total
Never	83.3	68.0	72.1	82.1	76.8
Only once	5.5	9.2	8.1	5.8	7.0
A few times	4.1	12.2	8.2	6.7	7.5
Often	6.5	10.0	11.1	4.5	8.0
Don't know	0.7	0.6	0.4	0.9	0.7

Q11D. During the past year, how often have you contacted any of the following persons about some important problem or to give them your views: A political party official?

	Urban	Rural	Men	Women	Total
Never	86.0	58.4	68.6	80.8	74.4
Only once	4.9	10.1	9.4	4.5	7.1
A few times	4.6	21.4	13.3	9.9	11.7
Often	3.6	8.8	7.7	3.6	5.8
Don't know	0.9	1.4	1.0	1.2	1.1

Q11E. During the past year, how often have you contacted any of the following persons about some important problem or to give them your views: A traditional leader?

	Urban	Rural	Men	Women	Total
Never	71.4	31.9	46.2	64.3	54.7
Only once	5.5	7.7	7.8	4.9	6.5
A few times	6.7	18.5	12.8	10.4	11.7
Often	15.5	41.7	32.5	19.9	26.6
Don't know	0.8	0.2	0.6	0.5	0.6

Q89A. Do you feel close to any particular political party?

	Urban	Rural	Men	Women	Total
No (does NOT feel close to ANY party)	50.1	16.7	34.3	38.0	36.0
Yes (feels close to a party)	49.1	80.7	64.2	60.3	62.4
Refused to answer	0.8	2.2	1.4	1.3	1.4
Does not know	0.1	0.4	0.1	0.4	0.2

Q89B: Which party is that?

	Urban	Rural	Men	Women	Total
Alliance for Patriotic Reorientation and Construction (APRC)	4.7	7.4	5.5	6.2	5.8
Gambia Democratic Congress (GDC)	1.7	3.6	2.7	2.3	2.5
National Reconciliation Party (NRP)	0.2	0.3	0.2	0.3	0.2
People's Democratic Organisation for Independence and Socialism (PDOIS)	4.0	3.7	5.8	1.7	3.9
People's Progressive Party (PPP)	0.3	0.3	0.3	0.2	0.3
Gambia Party for Democracy and Progress (GPDP)	0.1		0.1		0.1
Gambia Action Party (GAP)	0.2		0.1	0.1	0.1
Gambia Moral Congress (GMC)	0.1		0.1		0.1
United Democratic Party (UDP)	19.0	11.3	16.4	15.1	15.8
Citizens' Alliance		0.2		0.2	0.1
National People's Party (NPP)	14.3	47.5	27.3	29.5	28.3
Gambia For All (GFA)		0.2	0.2		0.1
National Unity Party (NUP)	0.4			0.5	0.2
Democratic Party (DP)	0.3		0.3		0.2
Alliance for National Re-orientation and Development (ANRD)	0.3		0.3	0.1	0.2
Other	0.3	2.8	2.0	0.7	1.4
Not applicable	50.9	19.3	35.8	39.7	37.6
Refused	2.5	2.9	2.4	3.0	2.7
Don't know	0.6	0.4	0.6	0.4	0.5

Rule of law

Q28. Which of the following statements is closest to your view?

Statement 1: Since the [president] was elected to lead the country, [he] should not be bound by laws or court decisions that [he] thinks are wrong.

Statement 2: The president must always obey the laws and the courts, even if [he] thinks they are wrong.

	Urban	Rural	Men	Women	Total
Agree very strongly with 1	10.1	17.5	13.4	13.1	13.2
Agree with 1	8.4	8.9	7.7	9.7	8.6
Agree with 2	24.0	13.7	16.9	22.7	19.6
Agree very strongly with 2	56.1	59.3	61.4	53.0	57.4
Agree with neither	1.2	0.4	0.5	1.2	0.8
Refused		0.2		0.2	0.1
Don't know	0.2	0.0	0.1	0.2	0.2

Q33B. In your opinion, how often, in this country, does the president ignore the courts and laws of this country?

	Urban	Rural	Men	Women	Total
Never	19.3	18.5	19.8	18.1	19.0
Rarely	16.6	28.2	22.3	20.6	21.5
Often	31.7	34.9	32.8	33.3	33.1
Always	24.5	12.6	19.7	19.2	19.5
Refused	0.1		0.1		0.0
Don't know	7.8	5.7	5.3	8.8	6.9

Q33C. In your opinion, how often, in this country, does the president ignore [Parliament] and just do what he wants?

	Urban	Rural	Men	Women	Total
Never	23.3	19.5	22.7	20.5	21.7
Rarely	17.4	30.5	24.5	21.2	22.9
Often	27.9	32.8	31.3	28.4	29.9
Always	20.4	12.7	17.1	17.2	17.1
Refused	0.1		0.1		0.0
Don't know	10.9	4.6	4.3	12.8	8.3

Q33E. In your opinion, how often, in this country, are people treated unequally under the law?

	Urban	Rural	Men	Women	Total
Never	24.6	20.5	24.9	20.6	22.9
Rarely	12.6	19.9	16.8	14.4	15.7
Often	25.2	33.7	28.5	29.2	28.8
Always	32.3	25.0	27.9	30.7	29.2
Refused	0.1			0.1	0.0
Don't know	5.2	0.9	1.9	5.0	3.4

Q33F. In your opinion, how often, in this country, do officials who commit crimes go unpunished?

	Urban	Rural	Men	Women	Total
Never	15.7	17.0	16.5	16.0	16.3
Rarely	19.9	23.3	22.7	19.9	21.3
Often	29.4	40.7	33.4	35.1	34.2
Always	28.7	15.4	24.8	21.2	23.1
Don't know	6.2	3.6	2.7	7.9	5.1

Q33G. In your opinion, how often, in this country, do ordinary people who break the law go unpunished?

	Urban	Rural	Men	Women	Total
Never	45.3	39.6	45.9	39.4	42.9
Rarely	16.8	25.2	20.6	20.1	20.3
Often	16.4	17.9	14.5	19.9	17.0
Always	18.8	13.8	17.0	16.4	16.7
Don't know	2.7	3.5	2.0	4.2	3.0



Elections

See also Q37C (trust in electoral commission) under “Institutions and leaders.”

Q24. Which of the following statements is closest to your view?

Statement 1: We should choose our leaders in this country through regular, open, and honest elections.

Statement 2: Since elections sometimes produce bad results, we should adopt other methods for choosing this country's leaders.

	Urban	Rural	Men	Women	Total
Agree very strongly with 1	56.8	68.8	64.3	59.1	61.9
Agree with 1	20.0	18.2	18.0	20.6	19.2
Agree with 2	7.4	4.7	4.2	8.6	6.3
Agree very strongly with 2	13.8	6.0	10.9	10.0	10.5
Agree with neither	2.0	1.8	2.3	1.5	1.9
Refused		0.2		0.1	0.1
Don't know	0.1	0.4	0.3	0.0	0.2

Q25. Which of the following statements is closest to your view?

Statement 1: Political parties create division and confusion; it is therefore unnecessary to have many political parties in Gambia.

Statement 2: Many political parties are needed to make sure that Gambia have real choices in who governs them.

	Urban	Rural	Men	Women	Total
Agree very strongly with 1	26.2	33.3	33.1	24.8	29.2
Agree with 1	10.7	13.0	10.2	13.3	11.7
Agree with 2	19.7	11.3	12.5	20.3	16.2
Agree very strongly with 2	41.9	40.1	42.6	39.5	41.1
Agree with neither	1.5	2.1	1.6	1.9	1.7
Don't know	0.0	0.2		0.2	0.1

Q26. Which of the following statements is closest to your view?

Statement 1: In a democracy, it is better if power sometimes changes hands in elections from one political party to another.

Statement 2: In a democracy, as long as a government is elected by the people in a free and fair election, it doesn't matter if one party always wins and continuously governs the country.

	Urban	Rural	Men	Women	Total
Agree very strongly with 1	42.0	51.6	47.6	44.2	46.0
Agree with 1	20.6	19.7	17.2	23.6	20.2
Agree with 2	9.9	5.8	8.7	7.7	8.2
Agree very strongly with 2	24.5	20.6	24.1	21.4	22.8
Agree with neither	2.5	1.8	2.2	2.2	2.2
Refused	0.6			0.7	0.3
Don't know		0.5	0.2	0.2	0.2

Q33A. In your opinion, how often, in this country, does competition between political parties lead to violent conflict?

	Urban	Rural	Men	Women	Total
Never	9.2	6.5	9.1	6.9	8.1
Rarely	18.4	27.5	23.1	21.2	22.3
Often	37.8	42.7	40.6	39.0	39.8
Always	32.6	21.2	25.5	30.4	27.8
Refused	0.1		0.1		0.0
Don't know	1.9	2.2	1.7	2.4	2.0

Let's talk about the last national election held in 2021

Q13. People are not always able to vote in elections, for example, because they weren't registered, they were unable to go, or someone prevented them from voting. How about you? In the last national election held in 2021, did you vote, or not, or were you too young to vote? Or can't you remember whether you voted?

	Urban	Rural	Men	Women	Total
I did not vote	16.2	9.0	14.2	12.0	13.2
I was too young to vote	1.8	0.6	1.1	1.5	1.3
I voted in the election	81.9	90.2	84.7	86.1	85.4
Refused		0.0		0.0	0.0

Q14A. On the whole, how would you rate the freeness and fairness of the last national election, held in 2021?

	Urban	Rural	Men	Women	Total
Not free and fair	21.5	21.7	22.3	20.7	21.6
Free and fair, with major problems	7.3	5.7	5.8	7.5	6.6
Free and fair, but with minor problems	19.0	9.7	15.5	14.5	15.1
Completely free and fair	45.7	59.9	52.3	51.0	51.7
Do not understand question	1.0		0.6	0.5	0.5
Don't know	5.4	2.7	3.3	5.4	4.3
Refused	0.2	0.4	0.1	0.4	0.3

Q14C. During the last national election campaign in 2021, how much did you personally fear becoming a victim of political intimidation or violence?

	Urban	Rural	Men	Women	Total
Somewhat	5.1	7.1	5.9	6.0	6.0
Somewhat	5.1	7.1	5.9	6.0	6.0
A little bit	7.1	15.9	10.4	11.4	10.8
Not at all	71.0	57.8	69.6	60.8	65.4
Don't know	0.4		0.2	0.3	0.2

Q12A. Think about how elections work in practice in this country. How well do elections ensure that representatives to Parliament reflect the views of voters?

	Urban	Rural	Men	Women	Total
Not at all well	23.0	17.6	17.5	24.5	20.7
Not very well	18.7	20.3	21.2	17.3	19.4
Fairly well	20.2	32.9	28.4	22.4	25.6
Very well	34.0	27.8	30.5	32.3	31.4
Refused	0.2	0.1	0.0	0.3	0.2
Don't know	3.9	1.3	2.4	3.3	2.8

Q12B. Think about how elections work in practice in this country. How well do elections enable voters to remove from office leaders who do not do what the people want?

	Urban	Rural	Men	Women	Total
Not at all well	12.0	16.1	12.6	15.1	13.8
Not very well	11.9	15.3	14.3	12.2	13.3
Fairly well	13.4	20.9	16.6	16.6	16.6
Very well	61.1	47.0	55.5	54.8	55.2
Refused	0.2			0.2	0.1
Don't know	1.4	0.8	1.1	1.2	1.1

14B. How likely do you think it is that powerful people can find out how you voted, even though there is supposed to be a secret ballot in this country?

	Urban	Rural	Men	Women	Total
Not at all likely	71.0	76.7	72.8	74.1	73.4
Not very likely	9.8	7.4	7.9	9.9	8.8
Somewhat likely	6.8	9.3	9.2	6.5	7.9
Very likely	8.0	5.9	7.7	6.4	7.1
Don't know	4.3	0.7	2.5	3.1	2.8

Q96. If presidential elections were held tomorrow, which candidate's party would you vote for?

	Urban	Rural	Men	Women	Total
Alliance for Patriotic Reorientation and Construction (APRC)	4.7	8.1	6.2	6.1	6.1
Gambia Democratic Congress (GDC)	2.6	4.9	4.2	2.8	3.6
National Reconciliation Party (NRP)	0.1		0.1		0.0
People's Democratic Organisation for Independence and Socialism (PDOIS)	9.3	5.5	10.4	4.7	7.7
People's Progressive Party (PPP)	0.4		0.4		0.2
National Convention Party (NCP)	0.2		0.2		0.1
Gambia Action Party (GAP)	0.1		0.1		0.0
Gambia Moral Congress (GMC)	0.1	0.3	0.1	0.3	0.2
United Democratic Party (UDP)	23.6	13.0	20.1	18.1	19.2
Citizens' Alliance (CA)	0.4	0.7	0.7	0.4	0.5
National People's Party (NPP)	19.5	41.2	25.7	32.0	28.7
Gambia For All (GFA)		0.2	0.2		0.1
National Unity Party (NUP)	0.5		0.1	0.5	0.3
Alliance for National Re-orientation and Development (ANRD)	0.3		0.3	0.1	0.2
Essa Faal	1.5	1.3	1.4	1.4	1.4
Other	0.5	1.5	0.6	1.2	0.9
Would not vote	6.4	1.0	4.7	3.5	4.1
Refused to answer	7.8	4.8	6.8	6.3	6.6
Don't know	22.0	17.4	17.7	22.8	20.1

Institutions and leaders

See related questions under “Public services and government performance.”

Q37A. How much do you trust each of the following, or haven't you heard enough about them to say: The president?

	Urban	Rural	Men	Women	Total
Not at all	40.1	30.8	37.8	34.3	36.2
Just a little	25.2	23.2	21.5	27.5	24.4
Somewhat	10.5	9.9	12.0	8.2	10.2
A lot	22.4	35.4	27.6	28.2	27.9
Refused	0.2		0.1	0.2	0.1
Don't know	1.6	0.7	1.0	1.5	1.2

Q37B. How much do you trust each of the following, or haven't you heard enough about them to say: [Parliament]?

	Urban	Rural	Men	Women	Total
Not at all	32.9	29.3	33.2	29.4	31.4
Just a little	30.4	28.4	27.3	32.0	29.5
Somewhat	15.4	12.8	15.1	13.3	14.3
A lot	17.2	27.9	21.9	21.5	21.7
Refused	0.1		0.1		0.0
Don't know	4.0	1.7	2.4	3.8	3.0

Q37C. How much do you trust each of the following, or haven't you heard enough about them to say: Independent Electoral Commission or IEC?

	Urban	Rural	Men	Women	Total
Not at all	37.5	32.8	36.4	34.5	35.5
Just a little	21.7	21.5	19.3	24.2	21.6
Somewhat	9.9	9.9	11.0	8.7	9.9
A lot	27.2	34.6	31.2	29.3	30.3
Refused	0.5		0.1	0.6	0.3
Don't know	3.2	1.2	2.0	2.7	2.4

Q37D. How much do you trust each of the following, or haven't you heard enough about them to say: Your local government council?

	Urban	Rural	Men	Women	Total
Not at all	35.3	30.2	33.1	33.2	33.2
Just a little	26.4	30.3	25.5	30.9	28.0
Somewhat	13.4	10.6	13.7	10.6	12.2
A lot	21.1	27.9	25.7	22.0	24.0
Refused	0.0			0.1	0.0
Don't know	3.8	1.0	2.0	3.3	2.6

Q37E. How much do you trust each of the following, or haven't you heard enough about them to say: The ruling party?

	Urban	Rural	Men	Women	Total
Not at all	45.9	30.7	38.9	40.2	39.5
Just a little	23.2	28.3	23.1	27.9	25.4
Somewhat	11.9	12.3	14.4	9.3	12.0
A lot	17.1	28.2	22.5	20.9	21.8
Refused	0.3			0.3	0.2
Don't know	1.7	0.6	1.0	1.4	1.2

Q37F. How much do you trust each of the following, or haven't you heard enough about them to say: Opposition political parties?

	Urban	Rural	Men	Women	Total
Not at all	32.3	30.9	28.1	35.8	31.7
Just a little	30.8	29.8	29.2	31.8	30.4
Somewhat	14.9	13.7	18.2	10.1	14.4
A lot	18.9	23.6	22.5	19.1	20.9
Refused	0.1			0.1	0.1
Don't know	2.9	2.0	2.0	3.2	2.5

Q37G. How much do you trust each of the following, or haven't you heard enough about them to say: The police?

	Urban	Rural	Men	Women	Total
Not at all	27.4	15.5	25.0	19.4	22.4
Just a little	25.6	23.7	19.3	30.9	24.8
Somewhat	16.6	9.1	13.7	13.2	13.4
A lot	28.6	51.0	41.2	34.5	38.1
Refused	0.1		0.1	0.1	0.1
Don't know	1.7	0.6	0.7	1.9	1.2

Q37H. How much do you trust each of the following, or haven't you heard enough about them to say: The Gambia Arm Forces?

	Urban	Rural	Men	Women	Total
Not at all	14.7	8.4	12.4	11.6	12.1
Just a little	21.0	16.7	14.9	24.0	19.2
Somewhat	16.9	10.9	14.3	14.5	14.4
A lot	44.3	63.0	57.0	46.8	52.2
Refused	0.1			0.1	0.0
Don't know	3.1	1.0	1.4	3.0	2.2

Q37I. How much do you trust each of the following, or haven't you heard enough about them to say: Courts of law?

	Urban	Rural	Men	Women	Total
Not at all	31.5	19.7	31.0	21.5	26.5
Just a little	27.6	25.5	21.8	32.3	26.7
Somewhat	14.6	15.1	16.4	13.0	14.8
A lot	22.2	38.0	28.7	29.1	28.9
Refused	0.2		0.1	0.1	0.1
Don't know	4.0	1.6	2.1	4.1	3.0

Q37J. How much do you trust each of the following, or haven't you heard enough about them to say: Traditional leaders?

	Urban	Rural	Men	Women	Total
Not at all	20.2	5.2	14.7	13.0	13.9
Just a little	21.4	14.7	16.0	21.4	18.6
Somewhat	15.9	9.8	13.2	13.6	13.4
A lot	37.7	70.1	54.2	48.3	51.4
Don't know	4.7	0.2	1.9	3.7	2.8

Q37K. How much do you trust each of the following, or haven't you heard enough about them to say: Religious leaders?

	Urban	Rural	Men	Women	Total
Not at all	8.7	2.9	7.6	4.8	6.3
Just a little	14.1	9.3	9.7	14.7	12.1
Somewhat	10.1	7.3	8.9	8.9	8.9
A lot	65.6	80.4	73.4	70.1	71.9
Refused	0.1		0.1		0.0
Don't know	1.4	0.1	0.3	1.5	0.9

Q47A. Do you approve or disapprove of the way that the following people have performed their jobs over the past 12 months, or haven't you heard enough about them to say: President Barrow?

	Urban	Rural	Men	Women	Total
Strongly disapprove	40.8	36.3	37.9	39.9	38.9
Disapprove	26.9	21.5	23.4	26.0	24.6
Approve	22.1	26.0	24.3	23.2	23.8
Strongly approve	7.6	14.8	11.9	9.2	10.6
Refused	0.1			0.1	0.0
Don't know	2.6	1.4	2.4	1.7	2.1

Q47B. Do you approve or disapprove of the way that the following people have performed their jobs over the past 12 months, or haven't you heard enough about them to say: Your member of Parliament?

	Urban	Rural	Men	Women	Total
Strongly disapprove	29.0	29.5	29.1	29.2	29.2
Disapprove	31.2	26.1	27.1	31.3	29.1
Approve	28.6	29.2	29.2	28.5	28.9
Strongly approve	7.0	11.8	10.8	7.1	9.0
Don't know	4.3	3.3	3.8	3.9	3.9

Q47C. Do you approve or disapprove of the way that the following people have performed their jobs over the past 12 months, or haven't you heard enough about them to say: Your elected local government councillor?

	Urban	Rural	Men	Women	Total
Strongly disapprove	28.3	31.2	30.3	28.6	29.5
Disapprove	31.2	27.1	27.6	31.7	29.5
Approve	26.0	28.5	27.9	26.1	27.1
Strongly approve	7.5	10.7	9.2	8.4	8.8
Don't know	7.0	2.5	5.0	5.3	5.1

Corruption

Also see questions in:

- “Public services and government performance” about government performance in fighting corruption (Q46J) and bribe-paying for public services (Q40-Q43)
- “Responsive and transparent government” about government action in response to reported corruption (Q36C)
- “COVID-19” about corruption in the management of pandemic-related resources (Q62)

Q38A. How many of the following people do you think are involved in corruption, or haven't you heard enough about them to say: The president and officials in his office?

	Urban	Rural	Men	Women	Total
None	8.2	7.6	7.7	8.3	8.0
Some of them	33.9	36.6	29.6	41.1	35.0
Most of them	24.8	35.6	30.3	28.4	29.4
All of them	26.4	14.0	25.1	16.7	21.1
Don't know	6.7	6.3	7.3	5.6	6.5

Q38B. How many of the following people do you think are involved in corruption, or haven't you heard enough about them to say: Members of Parliament?

	Urban	Rural	Men	Women	Total
None	5.9	9.9	8.1	7.1	7.6
Some of them	49.9	44.8	44.5	51.3	47.7
Most of them	20.7	30.9	25.7	24.2	25.0
All of them	15.2	7.4	13.7	9.9	11.9
Don't know	8.3	7.0	8.0	7.5	7.8

Q38C. How many of the following people do you think are involved in corruption, or haven't you heard enough about them to say: Civil servants?

	Urban	Rural	Men	Women	Total
None	8.7	12.9	10.5	10.4	10.4
Some of them	49.0	48.2	45.3	52.4	48.6
Most of them	25.0	27.6	28.2	23.7	26.1
All of them	11.9	6.9	11.8	7.6	9.8
Don't know	5.5	4.4	4.3	5.9	5.0

38D. How many of the following people do you think are involved in corruption, or haven't you heard enough about them to say: Members of your local government council?

	Urban	Rural	Men	Women	Total
None	6.5	8.7	8.7	6.0	7.4
Some of them	48.9	55.6	48.2	55.7	51.7
Most of them	22.5	22.9	23.1	22.1	22.7
All of them	12.4	7.0	11.7	8.3	10.1
Don't know	9.8	5.8	8.3	7.9	8.1

Q38E. How many of the following people do you think are involved in corruption, or haven't you heard enough about them to say: Police?

	Urban	Rural	Men	Women	Total
None	6.7	9.0	7.4	7.9	7.7
Some of them	44.1	41.3	39.4	46.9	42.9
Most of them	28.3	33.7	32.1	28.9	30.6
All of them	16.5	12.6	17.6	11.6	14.8
Don't know	4.4	3.5	3.4	4.7	4.0

Q38F. How many of the following people do you think are involved in corruption, or haven't you heard enough about them to say: Judges and magistrates?

	Urban	Rural	Men	Women	Total
None	7.8	12.8	10.1	9.7	9.9
Some of them	46.7	47.4	44.5	49.8	47.0
Most of them	21.1	23.7	22.4	22.0	22.2
All of them	16.9	10.1	16.9	10.7	14.0
Don't know	7.4	6.1	6.0	7.8	6.9

Q38G. How many of the following people do you think are involved in corruption, or haven't you heard enough about them to say: Tax officials, like officials from the Gambia Revenue Authority?

	Urban	Rural	Men	Women	Total
None	5.9	7.2	6.6	6.3	6.5
Some of them	35.4	41.0	34.6	41.3	37.8
Most of them	25.4	35.2	30.9	28.1	29.6
All of them	26.9	11.9	23.2	17.5	20.6
Don't know	6.3	4.7	4.6	6.8	5.7

Q38H. How many of the following people do you think are involved in corruption, or haven't you heard enough about them to say: Traditional leaders?

	Urban	Rural	Men	Women	Total
None	15.4	31.2	22.3	21.8	22.1
Some of them	45.0	52.3	45.5	51.1	48.1
Most of them	19.9	10.2	16.2	15.3	15.8
All of them	11.0	3.2	10.0	5.1	7.7
Refused	0.1			0.1	0.1
Don't know	8.6	3.1	6.0	6.5	6.3

Q38I. How many of the following people do you think are involved in corruption, or haven't you heard enough about them to say: Religious leaders?

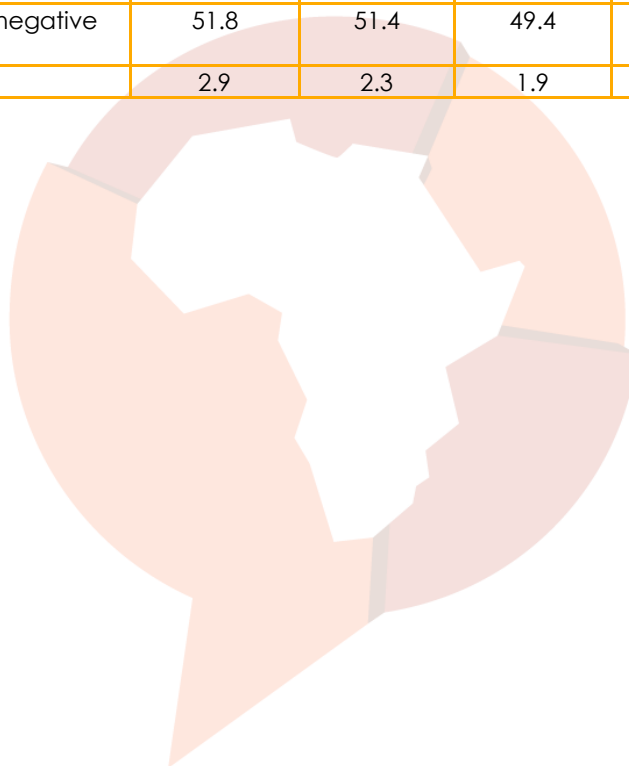
	Urban	Rural	Man	Woman	Total
None	38.2	47.5	41.4	43.0	42.1
Some of them	37.4	39.4	36.8	39.8	38.2
Most of them	9.5	7.1	8.4	8.5	8.5
All of them	7.7	1.8	6.9	3.3	5.2
Refused		0.0		0.0	0.0
Don't know	7.3	4.1	6.5	5.4	5.9

Q39A. In your opinion, over the past year, has the level of corruption in this country increased, decreased, or stayed the same?

	Urban	Rural	Man	Woman	Total
Increased a lot	75.2	64.9	70.8	70.9	70.9
Increased somewhat	4.0	8.8	6.4	5.6	6.0
Stayed the same	9.4	8.6	9.4	8.6	9.0
Decreased somewhat	3.9	7.4	5.4	5.4	5.4
Decreased a lot	4.4	8.0	6.1	5.7	5.9
Don't know	3.1	2.2	1.9	3.7	2.7

Q39B. In this country, can ordinary people report incidents of corruption without fear, or do they risk retaliation or other negative consequences if they speak out?

	Urban	Rural	Men	Women	Total
Can report without fear	45.3	46.3	48.7	42.4	45.7
Risk retaliation or other negative consequences	51.8	51.4	49.4	54.1	51.6
Don't know	2.9	2.3	1.9	3.5	2.6



Public services and government performance

See related questions in the sections on “Respondents and their households” (about electricity at the household level), “Institutions and leaders,” and “Security, crime, and the police.”

Services and facilities in the enumeration area

The questions in this section asked Afrobarometer enumerators to record the availability or condition of selected facilities and services in or near each primary sampling unit/enumeration area (PSU/EA). Because these data are captured at the EA level, the sample size is significantly smaller, and the margins of error significantly larger, than for findings captured at the individual or household levels.

EA-SVC-A. Are the following services present in the PSU/EA: Electricity grid that most houses can access?

	Urban	Rural	Men	Women	Total
No	2.9	71.9	32.5	31.5	32.1
Yes	97.1	28.1	67.5	68.5	67.9

EA-SVC-B. Are the following services present in the PSU/EA: Piped water system that most houses can access?

	Urban	Rural	Men	Women	Total
No	4.3	66.1	30.9	29.8	30.4
Yes	94.8	32.5	68.1	69.0	68.6
Can't determine	0.9	1.3	0.9	1.2	1.1

EA-SVC-C. Are the following services present in the PSU/EA: Sewage system that most houses can access?

	Urban	Rural	Men	Women	Total
No	42.9	89.6	62.7	62.6	62.6
Yes	49.0		28.6	28.0	28.3
Can't determine	8.0	10.4	8.7	9.4	9.0

EA-SVC-D. Are the following services present in the PSU/EA: Mobile phone service?

	Urban	Rural	Men	Women	Total
No	1.9	10.3	5.6	5.3	5.5
Yes	98.1	89.7	94.4	94.7	94.5

EA-SVC-E. Are the following services present in the PSU/EA: Borehole or tubewell?

	Urban	Rural	Men	Women	Total
No	37.4	9.3	25.8	25.3	25.6
Yes	60.3	71.6	64.9	65.2	65.0
Can't determine	2.3	19.1	9.3	9.5	9.4

EA-FAC-A. Are the following facilities present in the PSU/EA or in easy walking distance: Post office?

	Urban	Rural	Men	Women	Total
No	82.6	98.4	90.0	88.3	89.2
Yes	12.2	1.6	7.3	8.2	7.7
Can't determine	5.3		2.7	3.5	3.1

EA-FAC-B. Are the following facilities present in the PSU/EA or in easy walking distance: School (private or public or both)?

	Urban	Rural	Men	Women	Total
No	12.4	41.8	27.4	21.8	24.8
Yes	87.6	51.3	70.5	74.3	72.3
Can't determine		6.9	2.1	3.9	2.9

EA-FAC-C. Are the following facilities present in the PSU/EA or in easy walking distance: Police station?

	Urban	Rural	Men	Women	Total
No	46.4	89.7	64.4	65.0	64.7
Yes	53.6	8.8	34.8	34.5	34.7
Can't determine		1.5	0.7	0.5	0.6

EA-FAC-D. Are the following facilities present in the PSU/EA or in easy walking distance: Health clinic (private or public or both)?

	Urban	Rural	Men	Women	Total
No	45.7	73.4	58.9	55.7	57.4
Yes	51.6	17.5	36.4	38.1	37.2
Can't determine	2.6	9.1	4.7	6.1	5.3

EA-FAC-E. Are the following facilities present in the PSU/EA or in easy walking distance: Market stalls (selling groceries and/or clothing)?

	Urban	Rural	Men	Women	Total
No	19.4	78.7	45.6	43.1	44.4
Yes	79.4	16.7	51.9	54.1	52.9
Can't determine	1.2	4.6	2.5	2.8	2.7

EA-FAC-F. Are the following facilities present in the PSU/EA or in easy walking distance: Bank, money transfer point, mobile banking services, or ATM?

	Urban	Rural	Men	Women	Total
No	21.9	90.5	51.6	49.9	50.8
Yes	75.4	8.0	46.2	47.9	47.0
Can't determine	2.7	1.5	2.2	2.2	2.2

EA-FAC-F2. Are the following facilities present in the PSU/EA or in easy walking distance: A social center, government help center, or other government office where people can request help with problems?

	Urban	Rural	Men	Women	Total
No	87.2	97.2	92.0	90.8	91.4
Yes	10.2		5.5	6.4	5.9
Can't determine	2.6	2.8	2.5	2.9	2.7

EA-FAC-G. Are the following facilities present in the PSU/EA or in easy walking distance: Is there any kind of paid transport, such as a bus, taxi, moped, or other form, available on a daily basis?

	Urban	Rural	Men	Women	Total
No	5.0	63.7	30.3	29.2	29.8
Yes	93.8	25.7	64.9	65.2	65.0
Can't determine	1.2	10.6	4.8	5.6	5.2

EA-SEC-A. In the PSU/EA, did you (or any of your colleagues) see any police officers or police vehicles?

	Urban	Rural	Men	Women	Total
No	57.1	88.1	71.9	68.3	70.2
Yes	42.9	11.9	28.1	31.7	29.8

EA-SEC-B. In the PSU/EA, did you (or any of your colleagues) see any soldiers or army vehicles?

	Urban	Rural	Men	Women	Total
No	82.0	88.2	85.8	83.3	84.6
Yes	18.0	11.8	14.2	16.7	15.4

EA-SEC-C. In the PSU/EA, did you (or any of your colleagues) see any roadblocks set up by police or army?

	Urban	Rural	Men	Women	Total
No	80.9	85.0	83.2	82.0	82.6
Yes	19.1	15.0	16.8	18.0	17.4

EA-SEC-D. In the PSU/EA, did you (or any of your colleagues) see any customs checkpoints?

	Urban	Rural	Men	Women	Total
No	93.7	96.6	95.5	94.2	94.9
Yes	6.3	1.6	3.6	5.1	4.3
Can't determine		1.8	0.9	0.7	0.8

EA-SEC-E. In the PSU/EA, did you (or any of your colleagues) see any roadblocks or booms set up by private security providers or by the local community?

	Urban	Rural	Men	Women	Total
No	95.4	87.1	91.8	92.0	91.9
Yes	4.6	10.0	7.0	6.8	6.9
Can't determine		2.9	1.3	1.2	1.2

EA-ROAD-A. Thinking of the journey here, was the road at the start point in the PSU/EA:

	Urban	Rural	Men	Women	Total
Earth	49.1	63.6	56.4	53.9	55.2
Gravel	11.4	6.1	8.8	9.5	9.1
Stone	1.2	2.0	1.5	1.6	1.5
Paved/Tarred	29.0	28.4	27.7	30.0	28.7
Concrete	9.3		5.7	5.0	5.4

EA-ROAD-B. Thinking of the journey here, what was the most common surface of the road over the last five kilometers before arriving at the start point of the PSU/EA?

	Urban	Rural	Men	Women	Total
Earth	6.8	39.5	20.7	20.5	20.6
Gravel	31.0	21.9	26.6	27.8	27.2
Stone	0.9		0.4	0.6	0.5
Paved/Tarred	59.2	38.6	51.1	49.8	50.5
Concrete	2.1		1.2	1.2	1.2

EA-ROAD-C. Thinking of the journey here, what was the condition of the road in the last 5 kilometers before reaching the start point of the PSU/EA? Was the road in excellent or good condition and easy to traverse, or was it in poor or very poor condition, that is, difficult to traverse due to potholes, waterlogging, or other issues, or was it impassable at any point (e.g. due to a collapsed bridge, fallen tree, flooding, etc.)?

	Urban	Rural	Men	Women	Total
Very poor	6.6	39.7	21.2	19.8	20.6
Poor	7.9	10.4	9.3	8.7	9.0
Fair	13.4	15.0	13.9	14.3	14.1
Good	47.0	22.1	36.8	36.1	36.5
Very good	25.1	12.8	18.8	21.1	19.9

Citizens' experiences with public services

Now I would like to talk to you about experiences that some people have in accessing certain essential government services.

Q40A. In the past 12 months, have you had contact with a public school?

	Urban	Rural	Men	Women	Total
No	60.0	42.7	53.1	52.2	52.7
Yes	40.0	57.3	46.9	47.8	47.3

Q40B. How easy or difficult was it to obtain the services you needed from teachers or school officials?

	Urban	Rural	Men	Women	Total
Very easy	15.9	24.8	21.9	17.1	19.7
Easy	13.9	14.8	13.1	15.7	14.3
Difficult	5.1	9.8	6.2	8.0	7.1
Very Difficult	5.1	7.5	5.7	6.6	6.1
Not applicable	60.0	42.7	53.1	52.2	52.7
Don't know		0.4		0.3	0.2

Q40C. How often, if ever, did you have to pay a bribe, give a gift, or do a favour for a teacher or school official in order to get the services you needed from the schools?

	Urban	Rural	Men	Women	Total
Never	38.0	54.6	44.9	45.0	45.0
Once or twice	0.8	1.2	0.5	1.5	1.0
A few times	1.1	1.3	1.2	1.1	1.2
Often	0.1	0.3	0.2	0.3	0.2
Not applicable	60.0	42.7	53.1	52.2	52.7

Q40D. In general, when dealing with teachers and school officials, how much do you feel that they treat you with respect?

	Urban	Rural	Men	Women	Total
Not at all	4.0	6.9	5.3	5.1	5.2
A little bit	3.0	1.7	2.0	2.9	2.4
Somewhat	4.3	5.1	4.3	4.9	4.6
A lot	28.8	43.7	35.2	34.9	35.1
No contact	60.0	42.7	53.1	52.2	52.7

Q41A. In the past 12 months, have you had contact with a public clinic or hospital?

	Urban	Rural	Men	Women	Total
No	30.7	14.5	26.6	20.7	23.9
Yes	69.3	85.5	73.4	79.3	76.1

Q41B. How easy or difficult was it to obtain the medical care you needed?

	Urban	Rural	Men	Women	Total
Very easy	11.3	12.1	12.2	11.0	11.6
Easy	15.2	15.5	14.5	16.2	15.3
Difficult	18.2	24.7	20.5	21.5	20.9
Very difficult	24.7	32.5	25.7	30.7	28.0
Not applicable	30.7	14.5	26.6	20.7	23.9
Refused		0.3	0.3		0.1
Don't know		0.3	0.2		0.1

Q41C. And how often, if ever, did you have to pay a bribe, give a gift, or do a favour for a health worker or clinic or hospital staff in order to get the medical care you needed?

	Urban	Rural	Men	Women	Total
Never	62.2	79.6	67.1	72.3	69.6
Once or twice	2.4	2.8	1.8	3.4	2.6
A few times	3.9	1.3	3.0	2.6	2.8
Often	0.8	1.7	1.5	1.0	1.2
Not applicable	30.7	14.5	26.6	20.7	23.9

Q41D. In general, when dealing with health workers and clinic or hospital staff, how much do you feel that they treat you with respect?

	Urban	Rural	Men	Women	Total
Not at all	16.8	16.4	14.2	19.4	16.6
A little bit	13.5	17.5	13.1	17.5	15.2
Somewhat	15.9	15.2	14.8	16.5	15.6
A lot	23.1	35.9	31.0	25.7	28.5
No contact	30.7	14.5	26.6	20.7	23.9
Don't know	0.1	0.5	0.3	0.2	0.3

Q41E. And have you encountered any of these problems with a public clinic or hospital during the past 12 months: Lack of medicines or other supplies?

	Urban	Rural	Men	Women	Total
Never	5.7	9.6	7.0	7.8	7.4
Once or twice	3.1	4.6	3.3	4.3	3.7
A few times	13.5	23.3	17.3	18.0	17.6
Often	46.5	47.8	45.1	49.2	47.1
Not applicable	30.7	14.5	26.6	20.7	23.9
Don't know	0.5	0.3	0.7		0.4

Q41F. And have you encountered any of these problems with a public clinic or hospital during the past 12 months: Absence of doctors or other medical personnel?

	Urban	Rural	Men	Women	Total
Never	26.5	49.7	34.5	38.3	36.3
Once or twice	9.8	10.6	9.5	10.9	10.1
A few times	17.0	9.7	12.9	15.2	14.0
Often	15.6	15.2	15.9	14.9	15.4
Not applicable	30.7	14.5	26.6	20.7	23.9
Don't know	0.4	0.3	0.7		0.4

Q41G. And have you encountered any of these problems with a public clinic or hospital during the past 12 months: Long waiting time?

	Urban	Rural	Men	Women	Total
Never	6.6	9.7	8.9	6.8	7.9
Once or twice	3.5	9.9	6.0	6.4	6.2
A few times	10.8	27.8	18.3	17.6	18.0
Often	48.2	37.7	39.6	48.4	43.8
Not applicable	30.7	14.5	26.6	20.7	23.9
Don't know	0.3	0.3	0.6	0.1	0.3

Q41H. And have you encountered any of these problems with a public clinic or hospital during the past 12 months: Poor condition of facilities?

	Urban	Rural	Men	Women	Total
Never	9.6	30.6	17.1	20.0	18.4
Once or twice	4.9	12.4	6.3	10.0	8.0
A few times	13.1	15.8	15.3	13.1	14.2
Often	41.2	26.7	34.3	35.9	35.1
Not applicable	30.7	14.5	26.6	20.7	23.9
Don't know	0.6	0.4	0.4	0.3	0.4

Q42A. In the past 12 months, have you tried to get an identity document like a birth certificate, driver's license, passport or voter's card, or permit from government?

	Urban	Rural	Men	Women	Total
No	33.9	25.5	31.1	29.4	30.3
Yes	66.1	74.3	68.9	70.4	69.6
Don't know		0.1		0.1	0.1

Q42B. How easy or difficult was it to obtain the document you needed?

	Urban	Rural	Men	Women	Total
Very easy	11.5	17.9	15.5	12.7	14.2
Easy	14.3	20.1	17.5	15.8	16.7
Difficult	14.5	18.5	16.3	16.1	16.2
Very difficult	25.8	17.9	19.5	25.7	22.5
Not applicable	33.9	25.7	31.1	29.6	30.4

Q42C. How often, if ever, did you have to pay a bribe, give a gift, or do a favour for a government official in order to get the document you needed?

	Urban	Rural	Men	Women	Total
Never	55.8	66.7	59.6	61.3	60.4
Once or twice	5.6	5.5	5.4	5.8	5.6
A few times	2.8	0.8	2.2	1.7	2.0
Often	1.9	1.3	1.7	1.7	1.7
Not applicable	33.9	25.7	31.1	29.6	30.4

Q42D. In general, when dealing with government officials to obtain documents, how much do you feel that they treat you with respect?

	Urban	Rural	Men	Women	Total
Not at all	12.4	11.4	11.4	12.5	11.9
A little bit	12.5	11.9	11.2	13.3	12.2
Somewhat	14.5	15.8	15.0	15.0	15.0
A lot	26.2	35.0	30.8	28.9	29.9
No contact	33.9	25.7	31.1	29.6	30.4
Don't know	0.6	0.3	0.3	0.6	0.5

Q43A. In the past 12 months, have you requested assistance from the police?

	Urban	Rural	Men	Women	Total
No	87.8	90.0	84.7	93.2	88.7
Yes	12.2	10.0	15.3	6.8	11.3

Q43B. How easy or difficult was it to obtain the assistance you needed?

	Urban	Rural	Men	Women	Total
Very easy	2.2	1.8	2.8	1.2	2.1
Easy	4.5	4.7	5.4	3.6	4.6
Difficult	1.5	2.2	2.6	0.8	1.8
Very difficult	4.0	1.3	4.5	1.1	2.9
Not applicable	87.8	90.0	84.7	93.2	88.7

Q43C. And how often, if ever, did you have to pay a bribe, give a gift, or do a favour for a police officer in order to get the assistance you needed?

	Urban	Rural	Men	Women	Total
Never	9.0	8.0	11.7	5.0	8.6
Once or twice	1.6	0.9	1.3	1.2	1.3
A few times	0.7	0.7	1.1	0.2	0.7
Often	0.9	0.5	1.0	0.4	0.8
Not applicable	87.8	90.0	84.7	93.2	88.7

Q43D. In the past 12 months, how often have you encountered the police in other situations, like at checkpoints, during identity checks or traffic stops, or during an investigation?

	Urban	Rural	Men	Women	Total
Never	43.0	47.7	41.3	49.2	45.0
Once or twice	10.7	11.6	10.9	11.3	11.1
A few times	19.7	19.1	19.8	19.1	19.4
Often	26.7	21.5	28.1	20.4	24.5

Q43E. How often, if ever did you have to pay a bribe, give a gift, or do a favour for a police officer in order to avoid a problem during one of these encounters?

	Urban	Rural	Men	Women	Total
Never	45.2	44.0	44.9	44.5	44.7
Once or twice	4.3	3.5	5.5	2.2	4.0
A few times	4.2	3.4	4.2	3.4	3.8
Often	3.3	1.4	4.1	0.7	2.5
Not applicable	43.0	47.7	41.3	49.2	45.0

Government performance

Now let's speak about the performance of the present government of this country.

Q46A. How well or badly would you say the current government is handling the following matters, or haven't you heard enough to say: Managing the economy?

	Urban	Rural	Men	Women	Total
Very badly	74.1	67.4	68.5	74.3	71.3
Fairly badly	12.7	14.7	15.3	11.5	13.5
Fairly well	8.9	10.5	9.5	9.7	9.6
Very well	2.9	5.1	4.4	3.2	3.8
Don't know	1.4	2.3	2.2	1.3	1.8

Q46B. How well or badly would you say the current government is handling the following matters, or haven't you heard enough to say: Improving the living standards of the poor?

	Urban	Rural	Men	Women	Total
Very badly	77.9	75.4	74.2	79.8	76.8
Fairly badly	13.1	12.8	14.7	11.0	13.0
Fairly well	7.2	8.0	7.8	7.2	7.5
Very well	1.3	3.5	2.6	1.8	2.2
Don't know	0.6	0.3	0.8	0.2	0.5

Q46C. How well or badly would you say the current government is handling the following matters, or haven't you heard enough to say: Creating jobs?

	Urban	Rural	Men	Women	Total
Very badly	78.2	71.2	74.5	76.2	75.3
Fairly badly	11.0	13.0	12.6	11.1	11.9
Fairly well	8.1	10.1	9.0	8.9	9.0
Very well	1.7	4.4	3.2	2.4	2.8
Don't know	0.9	1.3	0.7	1.5	1.1

Q46D. How well or badly would you say the current government is handling the following matters, or haven't you heard enough to say: Keeping prices stable?

	Urban	Rural	Men	Women	Total
Very badly	90.5	91.0	89.5	92.1	90.7
Fairly badly	6.9	5.3	7.4	4.9	6.2
Fairly well	1.5	2.5	2.1	1.8	1.9
Very well	0.9	1.2	1.1	1.1	1.1
Don't know	0.2		0.1	0.1	0.1

Q46E. How well or badly would you say the current government is handling the following matters, or haven't you heard enough to say: Narrowing gaps between rich and poor?

	Urban	Rural	Men	Women	Total
Very badly	82.7	76.2	78.9	81.1	80.0
Fairly badly	8.3	15.6	11.9	10.7	11.3
Fairly well	5.7	5.4	5.7	5.4	5.6
Very well	1.2	2.6	2.1	1.4	1.8
Refused	0.1		0.1		0.1
Don't know	2.0	0.2	1.2	1.4	1.3

Q46F. How well or badly would you say the current government is handling the following matters, or haven't you heard enough to say: Reducing crime?

	Urban	Rural	Men	Women	Total
Very badly	64.0	55.5	56.6	64.7	60.4
Fairly badly	11.1	14.7	15.3	9.5	12.6
Fairly well	18.2	14.1	18.3	14.4	16.5
Very well	5.1	11.5	8.2	7.3	7.8
Don't know	1.6	4.3	1.5	4.1	2.7

Q46G. How well or badly would you say the current government is handling the following matters, or haven't you heard enough to say: Improving basic health services?

	Urban	Rural	Men	Women	Total
Very badly	68.5	60.1	63.5	66.7	65.0
Fairly badly	13.4	14.9	14.7	13.2	14.0
Fairly well	13.9	20.3	17.1	16.1	16.6
Very well	3.1	4.6	3.9	3.6	3.8
Refused	0.1		0.1		0.1
Don't know	0.9		0.6	0.4	0.5

Q46H. How well or badly would you say the current government is handling the following matters, or haven't you heard enough to say: Addressing educational needs?

	Urban	Rural	Men	Women	Total
Very badly	61.3	43.8	53.4	54.6	54.0
Fairly badly	11.7	14.4	14.4	11.1	12.8
Fairly well	20.4	29.3	25.0	23.2	24.1
Very well	5.4	12.4	6.7	10.3	8.4
Don't know	1.2		0.5	0.9	0.7

Q46I. How well or badly would you say the current government is handling the following matters, or haven't you heard enough to say: Providing water and sanitation services?

	Urban	Rural	Men	Women	Total
Very badly	60.9	49.0	52.5	59.6	55.9
Fairly badly	12.2	14.3	13.0	13.2	13.1
Fairly well	16.9	21.2	21.3	15.8	18.7
Very well	10.1	13.1	12.0	10.6	11.3
Refused		0.1		0.1	0.1
Don't know		2.3	1.1	0.8	1.0

Q46J. How well or badly would you say the current government is handling the following matters, or haven't you heard enough to say: Fighting corruption in government?

	Urban	Rural	Men	Women	Total
Very badly	75.2	67.7	71.9	72.2	72.0
Fairly badly	11.1	15.8	14.0	12.0	13.1
Fairly well	6.6	9.3	7.5	8.0	7.7
Very well	3.1	4.7	4.2	3.4	3.8
Don't know	4.0	2.5	2.5	4.4	3.4

Q46K. How well or badly would you say the current government is handling the following matters, or haven't you heard enough to say: Maintaining roads and bridges?

	Urban	Rural	Men	Women	Total
Very badly	60.5	46.3	52.9	56.4	54.5
Fairly badly	11.9	14.7	15.1	10.8	13.1
Fairly well	17.3	24.0	20.9	19.4	20.2
Very well	10.2	15.0	11.1	13.4	12.2
Don't know/Haven't heard enough to say	0.1		0.1		0.0

Q46L. How well or badly would you say the current government is handling the following matters, or haven't you heard enough to say: Providing a reliable supply of electricity?

	Urban	Rural	Men	Women	Total
Very badly	54.0	58.3	53.6	58.3	55.8
Fairly badly	13.0	12.3	14.2	11.1	12.7
Fairly well	21.7	20.0	21.5	20.4	21.0
Very well	10.9	9.4	10.6	9.9	10.3
Don't know/Haven't heard enough to say	0.4		0.2	0.2	0.2

Q46M. How well or badly would you say the current government is handling the following matters, or haven't you heard enough to say: Preventing or resolving violent conflict?

	Urban	Rural	Men	Women	Total
Very badly	49.8	35.4	43.5	44.0	43.7
Fairly badly	18.4	23.2	21.8	18.8	20.4
Fairly well	22.6	25.2	24.6	22.7	23.7
Very well	4.7	11.3	7.4	7.6	7.5
Don't know/Haven't heard enough to say	4.5	4.9	2.7	6.9	4.7

Q46N. How well or badly would you say the current government is handling the following matters, or haven't you heard enough to say: Promoting equal rights and opportunities for women?

	Urban	Rural	Men	Women	Total
Very badly	45.0	31.5	37.1	41.8	39.3
Fairly badly	13.7	20.2	17.2	15.6	16.5
Fairly well	26.5	29.0	28.1	26.8	27.5
Very well	10.2	18.4	14.2	13.0	13.6
Don't know/Haven't heard enough to say	4.6	0.9	3.3	2.8	3.1

Q46O. How well or badly would you say the current government is handling the following matters, or haven't you heard enough to say: Protecting and promoting the well-being of vulnerable children?

	Urban	Rural	Men	Women	Total
Very badly	49.3	33.2	41.4	43.8	42.5
Fairly badly	13.5	21.0	17.4	15.8	16.7
Fairly well	23.1	30.0	25.9	26.1	26.0
Very well	8.9	14.8	12.0	10.6	11.4
Don't know/Haven't heard enough to say	5.2	1.1	3.2	3.8	3.5

Q46P. How well or badly would you say the current government is handling the following matters, or haven't you heard enough to say: Addressing the problem of climate change?

	Urban	Rural	Men	Women	Total
Very badly	41.2	28.6	37.1	34.6	35.9
Fairly badly	13.0	23.2	18.5	15.9	17.3
Fairly well	13.4	22.9	20.6	13.8	17.4
Very well	6.1	7.4	9.0	4.1	6.7
Don't know/Haven't heard enough to say	26.4	17.8	14.9	31.7	22.8

Q46Q. How well or badly would you say the current government is handling the following matters, or haven't you heard enough to say: Reducing pollution and protecting the environment?

	Urban	Rural	Men	Women	Total
Very badly	48.1	32.5	41.6	41.4	41.5
Fairly badly	15.5	25.2	21.1	18.0	19.6
Fairly well	15.1	22.8	20.2	16.2	18.3
Very well	5.5	9.1	7.8	6.1	7.0
Refused		0.0	0.0		0.0
Don't know/Haven't heard enough to say	15.8	10.3	9.2	18.3	13.5



Gender equality and gender-based violence

Also see Q46N (on government performance on promoting equal rights and opportunities for women) in the “Public services and government performance” section.

Note that in addition to gender-specific questions in this section, responses to all questions in the survey are disaggregated by gender as well as urban-rural residence. To analyze our data by these and other demographic variables, visit our free online data analysis facility at <http://afrobarometer.org/online-data-analysis/analyse-online>.

Q20. Which of the following statements is closest to your view?

Statement 1: Men make better political leaders than women, and should be elected rather than women.

Statement 2: Women should have the same chance of being elected to political office as men.

	Urban	Rural	Men	Women	Total
Agree very strongly with 1	13.8	19.6	20.6	11.4	16.3
Agree with 1	5.9	4.7	6.0	4.8	5.4
Agree with 2	20.8	15.5	16.2	21.2	18.5
Agree very strongly with 2	56.0	55.7	51.9	60.3	55.9
Agree with neither	3.3	4.6	5.3	2.2	3.8
Don't know	0.2		0.1	0.2	0.1

Q21A. For each of the following statements, please tell me whether you disagree or agree: When jobs are scarce, men should have more rights to a job than women?

	Urban	Rural	Men	Women	Total
Strongly disagree	42.4	39.5	34.0	49.2	41.2
Disagree	17.7	18.7	18.0	18.3	18.1
Neither agree nor disagree	2.1	2.3	2.3	2.1	2.2
Agree	16.6	15.0	16.8	14.9	15.9
Strongly agree	21.1	24.3	28.7	15.4	22.4
Don't know	0.2	0.2	0.2	0.2	0.2

Q21B. For each of the following statements, please tell me whether you disagree or agree: Women should have the same rights as men to own and inherit land?

	Urban	Rural	Men	Women	Total
Strongly disagree	12.2	26.2	25.0	10.3	18.1
Disagree	10.9	16.3	14.2	12.1	13.2
Neither agree nor disagree	1.5	0.5	1.0	1.2	1.1
Agree	27.2	21.3	22.6	27.1	24.7
Strongly agree	46.9	35.6	36.2	48.8	42.1
Don't know	1.3		1.0	0.4	0.7

Now I would like to discuss with you the status of men, women, and children in your community.

Q49A. For each of the following statements, please tell me whether you disagree or agree: In our country today, women and men have equal opportunities to get a job that pays a wage or salary?

	Urban	Rural	Men	Women	Total
Strongly disagree	15.7	13.8	15.2	14.6	14.9
Disagree	16.8	19.2	16.3	19.5	17.8
Neither agree nor disagree	1.8	1.5	1.8	1.5	1.7
Agree	39.2	36.4	37.2	38.9	38.0
Strongly agree	25.3	28.3	28.5	24.4	26.6
Don't know	1.1	1.0	1.0	1.1	1.0

Q49B. For each of the following statements, please tell me whether you disagree or agree: In our country today, women and men have equal opportunities to own and inherit land?

	Urban	Rural	Men	Women	Total
Strongly disagree	19.6	27.4	25.9	19.5	22.9
Disagree	21.1	28.8	21.9	27.1	24.3
Neither agree nor disagree	2.7	2.2	2.5	2.4	2.4
Agree	29.0	23.3	26.8	26.4	26.6
Strongly agree	27.1	18.0	22.7	23.9	23.3
Don't know	0.5	0.3	0.2	0.7	0.4

Q50A. If a woman in your community runs for elected office, how likely or unlikely is it that the following things might occur: She and her family will gain standing in the community?

	Urban	Rural	Men	Women	Total
Very unlikely	15.6	9.7	14.7	11.3	13.1
Somewhat unlikely	6.3	10.1	6.9	9.1	7.9
Somewhat likely	16.5	22.5	20.2	17.8	19.1
Very likely	60.3	57.3	57.3	61.0	59.0
Don't know	1.3	0.4	0.9	0.8	0.9

Q50B. If a woman in your community runs for elected office, how likely or unlikely is it that the following things might occur: She will be criticized, called names, or harassed by others in the community?

	Urban	Rural	Men	Women	Total
Very unlikely	24.8	26.8	26.0	25.3	25.7
Somewhat unlikely	8.4	19.7	12.2	14.3	13.2
Somewhat likely	19.3	24.7	21.7	21.4	21.6
Very likely	45.8	28.0	38.9	37.7	38.3
Don't know	1.6	0.7	1.2	1.3	1.2

Q50C. If a woman in your community runs for elected office, how likely or unlikely is it that the following things might occur: She will face problems with her family?

	Urban	Rural	Men	Women	Total
Very unlikely	45.7	41.0	44.7	42.5	43.7
Somewhat unlikely	9.6	19.7	13.4	14.5	13.9
Somewhat likely	14.0	21.2	18.3	15.7	17.1
Very likely	26.9	16.4	20.6	24.5	22.5
Refused		0.2		0.2	0.1
Don't know	3.7	1.5	3.0	2.5	2.8

Q51A. In your opinion, should government and elected officials be doing more than they are doing now to advance the rights and equality of women, or should they be doing less, or are they doing about the right amount?

	Urban	Rural	Men	Women	Total
Much less	13.2	6.9	9.7	11.4	10.5
Somewhat less	4.6	11.9	8.4	6.9	7.7
About the right amount	5.2	12.5	8.7	7.7	8.3
Somewhat more	6.0	11.9	9.2	7.7	8.5
Much more	67.5	56.8	61.9	64.2	63.0
Refused	0.1			0.2	0.1
Don't know	3.3		2.0	1.9	1.9

Q51B. In your opinion, which of the following issues related to women's rights and equality do you think is the most important for our government and society to address?

	Urban	Rural	Men	Women	Total
None of these/There are no issues for government to address	1.8	5.9	4.3	2.6	3.5
Unequal access to education	35.3	21.2	28.9	29.8	29.3
Unequal opportunities or pay in the workplace	13.2	15.8	14.8	13.7	14.3
Too few women in influential positions in government	12.0	17.7	13.5	15.4	14.4
Unequal rights of property ownership and inheritance	6.5	4.9	5.3	6.3	5.8
Gender-based violence	23.7	16.7	21.1	20.3	20.7
Some other issue	2.6	17.4	7.9	9.9	8.9
Refused	0.1	0.2	0.1	0.2	0.2
Don't know	4.8	0.2	4.0	1.7	2.9

Q52B. For each of the following actions, please tell me whether you think it can always be justified, sometimes be justified, or never be justified: For a man to use physical discipline on his wife if she has done something he doesn't like or thinks is wrong?

	Urban	Rural	Men	Women	Total
Always justified	3.8	6.6	4.8	5.2	5.0
Sometimes justified	21.2	23.9	24.8	19.6	22.3
Never justified	74.5	69.4	69.8	75.3	72.4
Don't know	0.5		0.6		0.3

Q53A. In this area, how common do you think it is for men to use violence against women and girls in the home or in the community?

	Urban	Rural	Men	Women	Total
Very common	14.8	4.2	9.2	11.6	10.4
Somewhat common	10.8	13.0	12.7	10.6	11.7
Not very common	32.0	58.6	43.6	42.8	43.2
Not at all common	39.7	23.6	32.6	33.3	32.9
Don't know	2.6	0.6	1.8	1.7	1.8

Q53B. If a woman in your community goes to the police to report being a victim of gender-based violence, for example, to report a rape or report being physically abused by her husband, how likely or unlikely is it that the following things might occur: Her case will be taken seriously by the police?

	Urban	Rural	Men	Women	Total
Very unlikely	10.7	10.1	11.7	9.1	10.4
Somewhat unlikely	5.3	4.5	5.1	4.8	5.0
Somewhat likely	10.9	11.7	10.1	12.6	11.3
Very likely	71.1	71.7	71.0	71.8	71.4
Don't know	2.0	1.9	2.2	1.7	2.0

Q53C. If a woman in your community goes to the police to report being a victim of gender-based violence, for example, to report a rape or report being physically abused by her husband, how likely or unlikely is it that the following things might occur: She will be criticized, harassed, or shamed by others in the community?

	Urban	Rural	Men	Women	Total
Very unlikely	31.5	20.7	28.3	25.5	27.0
Somewhat unlikely	6.9	10.0	9.0	7.4	8.2
Somewhat likely	18.0	22.2	19.3	20.3	19.8
Very likely	42.5	45.0	41.8	45.6	43.6
Don't know	1.1	2.0	1.6	1.3	1.5

Q54. Which of the following statements is closest to your view?

Statement 1: Domestic violence is a private matter that needs to be handled and resolved within the family.
Statement 2: Domestic violence is a criminal matter whose full resolution requires the involvement of law enforcement agencies.

	Urban	Rural	Men	Women	Total
Agree very strongly with 1	39.7	60.7	49.1	47.9	48.5
Agree with 1	19.8	17.2	17.7	19.8	18.7
Agree with 2	10.9	6.7	9.7	8.5	9.1
Agree very strongly with 2	26.9	13.7	21.6	20.9	21.3
Agree with neither	2.3	1.6	1.5	2.5	2.0
Refused		0.2		0.2	0.1
Don't know	0.5		0.3	0.3	0.3

Child welfare

See related questions in the sections on “Public services and government performance” (Q46O) and “Gender equality and gender-based violence.”

Q52A. For each of the following actions, please tell me whether you think it can always be justified, sometimes be justified, or never be justified: For parents to use physical force to discipline their children?

	Urban	Rural	Men	Women	Total
Always justified	14.2	32.4	22.7	21.0	21.9
Sometimes justified	47.9	38.7	43.8	44.4	44.0
Never justified	37.6	28.5	33.0	34.6	33.7
Refused	0.0			0.1	0.0
Don't know	0.2	0.4	0.6		0.3

Q55A. How frequently do you think the following things occur in your community or neighbourhood: Adults use physical force to discipline children?

	Urban	Rural	Men	Women	Total
Very frequently	15.1	12.8	12.7	15.8	14.1
Somewhat frequently	22.3	17.5	21.0	19.5	20.3
Not very frequently	33.6	53.2	42.2	41.5	41.9
Not at all frequently	27.9	16.2	23.2	22.6	23.0
Don't know	1.1	0.3	0.9	0.6	0.7

Q55B. How frequently do you think the following things occur in your community or neighbourhood: Children are abused, mistreated, or neglected?

	Urban	Rural	Men	Women	Total
Very frequently	9.0	2.5	6.9	5.5	6.2
Somewhat frequently	15.7	12.2	14.0	14.4	14.2
Not very frequently	36.2	50.6	44.2	40.0	42.3
Not at all frequently	38.1	34.3	33.8	39.5	36.5
Don't know	1.1	0.4	1.0	0.6	0.8

Q55C. How frequently do you think the following things occur in your community or neighbourhood: Children who should be in school are not in school?

	Urban	Rural	Men	Women	Total
Very frequently	26.9	15.9	23.0	21.5	22.3
Somewhat frequently	14.3	16.9	17.2	13.4	15.4
Not very frequently	25.6	39.5	30.9	32.1	31.4
Not at all frequently	31.7	27.2	27.6	32.3	29.8
Don't know	1.5	0.6	1.4	0.8	1.1

Q56A. For each of the following statements, please tell me whether you disagree or agree: In general, people in this community are able to get help for children who are abused, mistreated, or neglected?

	Urban	Rural	Men	Women	Total
Strongly disagree	22.8	16.9	20.3	20.4	20.3
Disagree	13.7	13.9	13.3	14.3	13.8
Neither agree nor disagree	5.6	4.5	5.2	5.1	5.1
Agree	24.6	29.9	26.3	27.5	26.8
Strongly agree	24.9	29.1	29.5	23.5	26.7
Don't know	8.4	5.7	5.4	9.3	7.2

Q56B. For each of the following statements, please tell me whether you disagree or agree: In my community, children who have a physical disability are generally able to get the support they need to succeed in life?

	Urban	Rural	Men	Women	Total
Strongly disagree	24.8	27.2	25.1	26.6	25.8
Disagree	14.1	13.0	13.0	14.3	13.6
Neither agree nor disagree	7.4	6.5	8.0	6.0	7.0
Agree	20.7	24.7	23.1	21.5	22.4
Strongly agree	23.0	25.8	25.6	22.5	24.2
Don't know	10.0	2.9	5.2	9.0	7.0

Q56C. For each of the following statements, please tell me whether you disagree or agree: In my community, children and adults who have mental or emotional problems are generally able to get the help they need to have a good life?

	Urban	Rural	Men	Women	Total
Strongly disagree	29.8	24.1	27.8	27.0	27.4
Disagree	14.6	16.0	14.6	15.9	15.2
Neither agree nor disagree	6.6	5.6	6.7	5.5	6.2
Agree	20.4	24.9	23.0	21.6	22.3
Strongly agree	20.3	26.4	22.9	22.8	22.9
Don't know	8.2	3.1	5.0	7.2	6.0

Identity, society, and pluralism

Q84C. Let us suppose that you had to choose between being a Gambian and being a _____ [R's ethnic group]. Which of the following statements best expresses your feelings?

	Urban	Rural	Men	Women	Total
I feel only (ethnic group)	2.0	3.7	2.2	3.3	2.7
I feel more (ethnic group) than (national identity)	2.4	7.1	4.4	4.4	4.4
I feel equally (national identity) and (ethnic group)	45.3	37.3	36.2	48.3	41.9
I feel more (national identity) than (ethnic group)	13.4	11.0	11.8	13.1	12.4
I feel only (national identity)	35.5	40.9	44.4	30.4	37.8
Not applicable	1.3		1.0	0.5	0.7
Don't know	0.1			0.1	0.1

Q88B. Please tell me whether you agree or disagree with the following statement: Other Gambian think of me as a Gambian just like them.

	Urban	Rural	Men	Women	Total
Strongly disagree	4.2	4.7	4.0	4.8	4.4
Disagree	2.0	2.3	2.7	1.5	2.1
Neither agree nor disagree	2.2	2.0	2.3	1.9	2.1
Agree	31.6	36.4	31.7	35.8	33.6
Strongly agree	55.6	54.3	57.2	52.7	55.1
Don't know	4.3	0.4	2.1	3.3	2.7

Q84D. Are you from the same ethnic community or cultural group as your mother?

	Urban	Rural	Men	Women	Total
No	17.1	6.6	12.7	12.6	12.7
Yes	81.7	93.4	86.3	86.9	86.6
Not applicable	1.3		1.0	0.5	0.7

Q84E. Are you from the same ethnic community or cultural group as your father?

	Urban	Rural	Men	Women	Total
No	1.0	0.8	0.7	1.2	0.9
Yes	97.7	99.1	98.4	98.2	98.3
Not applicable	1.3		1.0	0.5	0.7
Don't know		0.2		0.1	0.1

Q85B. In your family, do the children belong more to the mother's side, more to the father's side, or to both sides equally?

	Urban	Rural	Men	Women	Total
Neither side	0.3	0.5	0.4	0.4	0.4
Mother's side	10.3	11.2	9.9	11.6	10.7
Father's side	28.3	40.2	33.9	32.6	33.3
Both sides equally	60.2	47.3	54.8	54.7	54.8
Refused	0.3		0.1	0.2	0.2
Don't know	0.6	0.8	0.9	0.5	0.7

Q84B. How often, if ever, are _____s [R's ethnic group] treated unfairly by the government?

	Urban	Rural	Men	Women	Total
Never	54.5	50.1	54.4	50.7	52.7
Sometimes	23.9	27.2	24.1	26.6	25.3
Often	8.1	7.9	6.8	9.5	8.0
Always	8.3	12.7	10.7	9.6	10.2
Not applicable	1.3		1.0	0.5	0.7
Refused	0.2		0.3		0.1
Don't know	3.6	2.2	2.8	3.1	3.0

Q85A. Please tell me whether you agree or disagree with the following statement: I feel strong ties with other Gambian's?

	Urban	Rural	Men	Women	Total
Strongly disagree	1.1	0.4	1.1	0.6	0.8
Disagree	2.0	1.0	1.8	1.2	1.6
Neither agree nor disagree	0.8	1.5	1.1	1.1	1.1
Agree	60.6	62.8	59.2	64.2	61.5
Strongly agree	35.0	34.3	36.9	32.3	34.7
Don't know	0.5			0.6	0.3

Q86A. How much do you trust each of the following types of people: Other Gambian's?

	Urban	Rural	Men	Women	Total
Not at all	7.6	6.4	6.5	7.9	7.1
Just a little	26.5	22.3	22.0	27.8	24.7
Somewhat	20.8	15.5	17.7	19.5	18.6
A lot	44.8	55.8	53.8	44.5	49.4
Don't know	0.2			0.3	0.1

Q86B. How much do you trust each of the following types of people: Your relatives?

	Urban	Rural	Men	Women	Total
Not at all	4.9	0.9	4.0	2.4	3.2
Just a little	17.9	10.3	13.9	15.6	14.7
Somewhat	18.7	13.6	13.9	19.5	16.5
A lot	58.3	75.0	68.1	62.2	65.3
Refused		0.2	0.2		0.1
Don't know	0.2			0.3	0.1

Q86C. How much do you trust each of the following types of people: Your neighbours?

	Urban	Rural	Men	Women	Total
Not at all	5.7	2.2	4.2	4.2	4.2
Just a little	20.7	12.7	13.9	21.2	17.3
Somewhat	20.2	16.2	17.4	19.8	18.5
A lot	53.2	68.9	64.5	54.5	59.8
Don't know	0.2			0.3	0.1

Q86D. How much do you trust each of the following types of people: Other people you know?

	Urban	Rural	Men	Women	Total
Not at all	8.7	7.6	8.8	7.6	8.2
Just a little	30.4	28.8	25.3	34.7	29.7
Somewhat	24.3	18.8	20.2	24.1	22.0
A lot	36.4	44.7	45.8	33.3	39.9
Don't know	0.2			0.3	0.1

Q86E. How much do you trust each of the following types of people: People from other religions?

	Urban	Rural	Men	Women	Total
Not at all	13.9	25.3	13.8	24.3	18.7
Just a little	23.7	25.8	23.0	26.3	24.6
Somewhat	22.4	15.6	17.9	21.4	19.6
A lot	39.1	32.9	44.9	27.1	36.5
Refused	0.1			0.1	0.0
Don't know	0.8	0.4	0.5	0.8	0.6

Q86F. How much do you trust each of the following types of people: People from other ethnic groups?

	Urban	Rural	Men	Women	Total
Not at all	6.7	6.7	5.5	8.1	6.7
Just a little	25.0	25.6	21.0	30.1	25.3
Somewhat	21.9	17.9	18.4	22.3	20.2
A lot	46.2	49.4	54.9	39.2	47.6
Don't know	0.2	0.2	0.2	0.3	0.2

Q87A. For each of the following types of people, please tell me whether you would like having people from this group as neighbours, dislike it, or not care: People of a different religion?

	Urban	Rural	Men	Women	Total
Strongly dislike	11.0	26.8	14.6	21.1	17.7
Somewhat dislike	5.4	6.9	4.9	7.4	6.0
Would not care	10.1	14.2	11.3	12.4	11.9
Somewhat like	18.6	11.7	15.7	15.7	15.7
Strongly like	54.8	40.3	53.4	43.4	48.7
Don't know	0.1		0.1		0.1

Q87B. For each of the following types of people, please tell me whether you would like having people from this group as neighbours, dislike it, or not care: People from other ethnic groups?

	Urban	Rural	Men	Women	Total
Strongly dislike	1.6	3.7	1.0	4.2	2.5
Somewhat dislike	3.2	0.9	2.5	1.9	2.2
Would not care	9.4	12.3	10.3	11.1	10.7
Somewhat like	16.7	11.4	13.4	15.7	14.5
Strongly like	68.9	71.7	72.6	67.2	70.1
Don't know	0.1		0.1		0.1

Q87C. For each of the following types of people, please tell me whether you would like having people from this group as neighbours, dislike it, or not care: Homosexuals?

	Urban	Rural	Men	Women	Total
Strongly dislike	90.1	94.1	92.2	91.3	91.8
Somewhat dislike	0.4	1.2	0.9	0.5	0.7
Would not care	6.7	2.9	5.3	4.8	5.1
Somewhat like	0.8	0.7	0.5	0.9	0.7
Strongly like	1.7	1.0	1.0	1.8	1.4
Refused	0.3	0.2		0.5	0.2
Don't know	0.1			0.1	0.1

Q87D. For each of the following types of people, please tell me whether you would like having people from this group as neighbours, dislike it, or not care: Immigrants or foreign workers?

	Urban	Rural	Men	Women	Total
Strongly dislike	8.8	12.5	6.6	14.5	10.3
Somewhat dislike	6.0	6.8	6.5	6.2	6.3
Would not care	10.8	18.5	14.8	13.2	14.0
Somewhat like	29.1	18.8	23.8	25.8	24.7
Strongly like	45.2	43.3	48.3	40.0	44.4
Don't know	0.2	0.2		0.4	0.2

Q87E. For each of the following types of people, please tell me whether you would like having people from this group as neighbours, dislike it, or not care: People who support a different political party?

	Urban	Rural	Men	Women	Total
Strongly dislike	4.0	8.8	3.1	9.4	6.0
Somewhat dislike	2.8	5.0	2.8	4.8	3.7
Would not care	12.8	15.4	13.1	14.8	13.9
Somewhat like	20.1	13.2	15.2	19.4	17.2
Strongly like	60.1	57.7	65.9	51.4	59.1
Don't know	0.2			0.3	0.1

Q88A. Please tell me whether you would like having a family member marry a person from a different ethnic group, dislike it, or not care?

	Urban	Rural	Men	Women	Total
Strongly dislike	0.9	4.6	1.2	3.9	2.5
Somewhat dislike	1.0	3.0	0.9	2.9	1.8
Would not care	11.4	8.7	10.5	9.9	10.2
Somewhat like	4.3	9.0	5.4	7.2	6.3
Strongly like	82.1	74.3	81.4	75.9	78.8
Don't know	0.3	0.4	0.6	0.1	0.3

Security, crime, and the police

See additional questions about the police under “Public services and government performance,” “Corruption,” and “Gender equality and gender-based violence.”

Q7A. Over the past year, how often, if ever, have you or anyone in your family: Felt unsafe walking in your neighbourhood?

	Urban	Rural	Men	Women	Total
Never	50.1	42.3	50.7	42.3	46.8
Just once or twice	7.3	18.3	11.3	12.7	12.0
Several times	17.8	18.9	17.9	18.7	18.3
Many times	10.8	7.1	9.4	9.0	9.2
Always	14.0	13.1	10.6	17.0	13.6
Don't know	0.1	0.2		0.2	0.1

Q7B. Over the past year, how often, if ever, have you or anyone in your family: Feared crime in your own home?

	Urban	Rural	Men	Women	Total
Never	63.2	52.5	62.7	54.2	58.7
Just once or twice	9.8	23.8	13.9	17.7	15.7
Several times	10.3	14.3	10.9	13.3	12.0
Many times	8.5	3.1	5.6	6.8	6.2
Always	8.2	6.4	6.9	8.0	7.4
Don't know	0.1			0.1	0.0

Q44A. In your opinion, how often do the police in Gambia: Operate in a professional manner and respect the rights of all citizens?

	Urban	Rural	Men	Women	Total
Never	15.2	7.2	13.7	9.8	11.9
Rarely	14.8	15.1	15.4	14.3	14.9
Sometimes	38.9	49.0	39.0	47.8	43.2
Often	13.3	12.7	13.2	12.8	13.0
Always	15.7	15.5	17.7	13.3	15.6
Don't know	2.1	0.6	0.9	2.0	1.5

Q44B. In your opinion, how often do the police in Gambia: Stop drivers without good reason?

	Urban	Rural	Men	Women	Total
Never	11.7	12.1	12.8	10.8	11.8
Rarely	7.8	8.6	8.2	8.0	8.1
Sometimes	36.8	36.6	32.4	41.7	36.7
Often	23.3	21.9	23.2	22.1	22.7
Always	18.3	18.0	20.7	15.4	18.2
Don't know	2.1	2.8	2.7	1.9	2.4

Q44C. In your opinion, how often do the police in Gambia: Use excessive force in managing protests or demonstrations?

	Urban	Rural	Men	Women	Total
Never	9.6	8.4	9.3	8.9	9.1
Rarely	9.6	11.8	11.9	9.1	10.6
Sometimes	32.5	45.3	35.8	40.4	37.9
Often	18.1	16.0	17.8	16.6	17.2
Always	24.6	10.9	19.7	17.8	18.8
Don't know	5.5	7.6	5.6	7.2	6.4

Q44D. In your opinion, how often do the police in Gambia: Use excessive force when dealing with criminals?

	Urban	Rural	Men	Women	Total
Never	8.5	5.8	8.0	6.7	7.4
Rarely	8.6	17.6	13.2	11.5	12.4
Sometimes	35.4	46.6	39.9	40.3	40.1
Often	17.5	12.7	15.4	15.6	15.5
Always	23.8	9.8	18.0	17.7	17.9
Don't know	6.2	7.5	5.4	8.3	6.8

Q44E. In your opinion, how often do the police in [Gambia]: Engage in criminal activities?

	Urban	Rural	Men	Women	Total
Never	20.1	15.6	18.2	18.1	18.2
Rarely	9.6	17.1	11.8	13.8	12.7
Sometimes	37.7	40.2	38.9	38.5	38.7
Often	11.7	9.8	12.1	9.5	10.9
Always	10.0	8.1	10.0	8.4	9.2
Refused	0.4	0.4	0.7		0.4
Don't know	10.6	8.7	8.3	11.5	9.8

Climate change and the environment

See also Q46P and Q46Q under “Public services and government performance.”

Now let's talk about weather events in your community.

Q66A. In your experience, over the past 10 years, has there been any change in the severity of the following events in the area where you live? Have they become more severe, less severe, or stayed about the same: Drought?

	Urban	Rural	Men	Women	Total
Much more severe	11.4	36.0	20.0	23.7	21.8
Somewhat more severe	5.0	14.2	9.6	8.1	8.9
Stayed the same	13.3	12.4	13.1	12.8	12.9
Somewhat less severe	6.5	12.2	10.3	7.3	8.9
Much less severe	50.2	24.1	41.1	37.1	39.2
Refused	0.1			0.1	0.0
Don't know	13.6	1.1	5.9	11.0	8.3

Q66B. In your experience, over the past 10 years, has there been any change in the severity of the following events in the area where you live? Have they become more severe, less severe, or stayed about the same: Flooding?

	Urban	Rural	Men	Women	Total
Much more severe	46.3	42.2	43.5	45.8	44.6
Somewhat more severe	13.4	22.7	18.0	16.5	17.3
Stayed the same	5.3	9.3	7.1	6.8	7.0
Somewhat less severe	6.8	10.3	8.0	8.5	8.3
Much less severe	27.1	15.3	23.2	20.9	22.1
Refused		0.0	0.0		0.0
Don't know	1.2	0.2	0.2	1.4	0.8

Q67A. Have you heard about climate change, or haven't you had the chance to hear about this yet?

	Urban	Rural	Men	Women	Total
No	31.5	38.0	28.4	40.8	34.2
Yes	52.6	60.1	65.3	45.1	55.8
Don't know	15.9	1.9	6.4	14.1	10.0

Q67B. Do you think climate change is making life in Gambia better or worse, or haven't you heard enough to say?

	Urban	Rural	Men	Women	Total
Much better	2.3	2.4	3.2	1.3	2.3
Somewhat better	3.8	4.4	4.3	3.8	4.1
Neither/No change /About the same	2.6	1.6	3.2	1.0	2.2
Somewhat worse	8.5	22.2	16.5	11.7	14.3
Much worse	32.4	28.1	35.5	24.9	30.5
Not applicable	47.4	39.9	34.7	54.9	44.2
Don't know / Haven't heard enough to say	3.1	1.4	2.5	2.3	2.4

Q68A. For each of the following statements, please tell me whether you disagree or agree: Ordinary [Gambia] can play a role in limiting climate change?

	Urban	Rural	Men	Women	Total
Strongly disagree	2.6	2.0	2.9	1.7	2.3
Disagree	5.4	2.0	4.6	3.2	3.9
Neither agree nor disagree	1.4	0.9	1.0	1.4	1.2
Agree	15.9	25.1	24.3	14.7	19.8
Strongly agree	26.6	29.9	31.7	23.8	28.0
Not applicable	47.4	39.9	34.7	54.9	44.2
Don't know	0.7	0.2	0.6	0.4	0.5

Q68B. For each of the following statements, please tell me whether you disagree or agree: It is important for our government to take steps now to limit climate change in the future, even if it is expensive or causes some job losses or other harm to our economy?

	Urban	Rural	Men	Women	Total
Strongly disagree	3.3	2.5	4.1	1.7	3.0
Disagree	3.9	4.2	4.1	4.0	4.0
Neither agree nor disagree	2.4	1.6	2.5	1.6	2.1
Agree	17.0	16.2	19.2	13.8	16.7
Strongly agree	25.1	35.6	34.7	23.7	29.5
Not applicable	47.4	39.9	34.7	54.9	44.2
Don't know	0.8		0.6	0.4	0.5

Q69. Who do you think should have primary responsibility for trying to limit climate change and reduce its impact?

	Urban	Rural	Men	Women	Total
None of these/No one/ Can't be stopped/Doesn't need to be addressed	0.6	0.5	1.0	0.1	0.6
Ordinary citizens	10.1	14.6	14.6	9.0	12.0
Business and industry	2.8	0.1	1.1	2.3	1.7
The government of country	34.0	44.3	44.3	31.7	38.4
Rich or developed countries	3.0	0.2	2.6	0.9	1.8
Traditional leaders	0.5	0.4	0.4	0.5	0.4
Someone else	0.8		0.6	0.3	0.5
Not applicable	47.4	39.9	34.7	54.9	44.2
Don't know	0.8	0.1	0.6	0.3	0.5

Q70A: Do you think each of the following are doing enough to limit climate change, or do they need to do more, or haven't you heard enough to say: Ordinary Gambian?

	Urban	Rural	Men	Women	Total
Doing enough	3.3	3.4	3.6	2.9	3.3
Need to do somewhat more	7.1	10.6	10.4	6.6	8.6
Need to do a lot more	41.1	46.0	50.7	34.8	43.2
Not applicable	47.4	39.9	34.7	54.9	44.2
Don't know	1.1	0.1	0.6	0.8	0.7

Q70B: Do you think each of the following are doing enough to limit climate change, or do they need to do more, or haven't you heard enough to say: Business and industry?

	Urban	Rural	Men	Women	Total
Doing enough	0.9	2.3	2.4	0.5	1.5
Need to do somewhat more	5.8	6.9	6.5	6.0	6.2
Need to do a lot more	43.9	50.3	54.7	37.5	46.6
Not applicable	47.4	39.9	34.7	54.9	44.2
Don't know	2.0	0.7	1.7	1.1	1.4

Q70C: Do you think each of the following are doing enough to limit climate change, or do they need to do more, or haven't you heard enough to say: The government of The Gambia?

	Urban	Rural	Men	Women	Total
Doing enough	1.4	2.7	2.9	0.8	2.0
Need to do somewhat more	2.8	4.9	4.1	3.2	3.7
Need to do a lot more	47.8	52.5	57.8	40.7	49.8
Not applicable	47.4	39.9	34.7	54.9	44.2
Don't know	0.6	0.1	0.4	0.3	0.4

Q70D: Do you think each of the following are doing enough to limit climate change, or do they need to do more, or haven't you heard enough to say: Rich or developed countries?

	Urban	Rural	Men	Women	Total
Doing enough	7.6	2.7	7.5	3.4	5.6
Need to do somewhat more	4.4	6.7	6.3	4.3	5.4
Need to do a lot more	39.4	50.2	50.8	36.2	43.9
Not applicable	47.4	39.9	34.7	54.9	44.2
Don't know	1.2	0.5	0.7	1.2	0.9

Now let's talk about environmental conditions in the country and in your community.

Q71. Which of the following statements is closest to your view?

Statement 1: The government should focus on creating jobs and increasing incomes, even if that means increasing pollution or other environmental damage.

Statement 2: The government should focus more on preventing pollution and protecting the environment, even if this means there will be fewer jobs or there will be other disruptions to our daily lives.

	Urban	Rural	Men	Women	Total
Agree very strongly with 1	18.4	30.7	23.4	23.8	23.6
Agree with 1	22.4	18.7	18.2	23.8	20.8
Agree with 2	13.9	12.4	12.1	14.6	13.3
Agree very strongly with 2	32.3	33.3	37.5	27.3	32.7
Agree with neither	8.8	3.0	6.2	6.5	6.3
Refused	0.2	1.1	0.4	0.8	0.6
Don't know	4.0	0.9	2.1	3.4	2.7

Q72A. How serious of a problem is pollution, such as the accumulation of trash or garbage, or damage to the quality of the air or water, in your community?

	Urban	Rural	Men	Women	Total
Very serious	44.6	19.5	34.2	33.8	34.0
Somewhat serious	17.0	22.1	20.6	17.5	19.2
Not very serious	25.3	35.4	27.6	31.8	29.6
Not at all serious	9.7	20.1	14.5	13.6	14.1
Don't know	3.4	2.9	3.1	3.2	3.2

Q72B. Which of the following is the most important environmental issue in your community today?

	Urban	Rural	Men	Women	Total
None of these / there are no problems	7.1	8.4	6.4	9.0	7.7
Air pollution	7.9	4.8	6.2	7.0	6.6
Pollution of water sources	14.4	7.9	11.7	11.5	11.6
Sanitation or human waste management	19.7	12.3	17.2	15.9	16.6
Trash disposal, including plastics	37.2	14.5	26.9	28.4	27.6
Deforestation	7.8	39.6	23.0	19.2	21.2
Some other issue	2.7	11.0	5.9	6.4	6.2
Don't know	3.2	1.6	2.6	2.5	2.5

Q72C. Please tell me whether you agree or disagree with the following statement: Plastic bags are a major source of pollution in this country?

	Urban	Rural	Men	Women	Total
Strongly disagree	6.3	3.8	4.5	6.1	5.2
Disagree	12.2	7.0	8.0	12.4	10.1
Neither agree nor disagree	3.9	6.3	3.9	6.0	4.9
Agree	50.0	51.4	51.5	49.5	50.6
Strongly agree	26.1	29.6	30.4	24.4	27.6
Refused	0.2		0.2		0.1
Don't know	1.3	1.9	1.5	1.7	1.6

Q72D. Who do you think should have the primary responsibility for reducing pollution and keeping your community clean?

	Urban	Rural	Men	Women	Total
None of these / No one	0.6	0.4	0.6	0.3	0.5
Ordinary citizens	47.5	50.9	48.0	50.0	48.9
Business and industry	2.6	1.3	1.8	2.3	2.0
The national government	23.6	23.8	23.4	24.0	23.7
Local government	22.5	14.3	21.0	16.8	19.0
Traditional leaders	1.9	7.9	4.1	4.8	4.4
Someone else	0.8	1.1	1.0	0.8	0.9
Don't know	0.6	0.4	0.1	1.0	0.5

Q72E. In your opinion, should our government be doing more or less than it is currently doing to limit pollution and protect the environment in this country?

	Urban	Rural	Men	Women	Total
Much less	7.4	6.9	7.0	7.4	
Somewhat less	2.1	7.9	4.5	4.5	4.5
About the same	6.9	22.6	14.2	12.8	13.5
Somewhat more	3.3	7.9	5.1	5.3	5.2
Much more	74.7	53.4	65.8	65.6	65.7
Refused	0.2		0.2		0.1
Don't know	5.5	1.4	3.2	4.4	3.8

Natural resource extraction, such as mining, oil drilling, or wood harvesting, can have benefits, such as jobs and revenue. But it can also pose problems for nearby communities, such as pollution or deforestation.

Q73A. Please tell me whether you agree or disagree with each of the following statements: In this country, natural resource extraction should be more tightly regulated by government to reduce the negative impacts on the environment?

	Urban	Rural	Men	Women	Total
Strongly disagree	3.4	13.9	8.5	7.1	7.9
Disagree	3.5	6.3	5.1	4.2	4.7
Neither agree nor disagree	1.0	1.3	0.9	1.4	1.1
Agree	38.3	36.6	35.6	39.8	37.6
Strongly agree	49.7	38.9	47.5	42.5	45.2
Don't know	4.0	3.0	2.4	4.9	3.6

Q73B. Please tell me whether you agree or disagree with each of the following statements: Ordinary [Gambia] currently have a voice in decisions about natural resource extraction that takes place near their communities?

	Urban	Rural	Men	Women	Total
Strongly disagree	19.9	20.0	20.6	19.2	20.0
Disagree	15.7	13.4	13.8	15.7	14.7
Neither agree nor disagree	1.9	3.6	3.1	2.1	2.6
Agree	31.9	35.4	33.9	32.7	33.3
Strongly agree	25.1	24.4	26.9	22.3	24.8
Don't know	5.6	3.3	1.6	8.0	4.6

Q73C. Please tell me whether you agree or disagree with each of the following statements: Local communities currently receive a fair share of the revenue from natural resource extraction that takes place near their communities?

	Urban	Rural	Men	Women	Total
Strongly disagree	24.8	17.0	25.4	17.1	21.5
Disagree	21.0	12.0	15.8	18.7	17.2
Neither agree nor disagree	2.6	10.1	5.5	6.1	5.8
Agree	22.8	34.5	27.6	27.8	27.7
Strongly agree	21.0	20.8	21.8	20.0	20.9
Don't know	7.8	5.6	3.8	10.3	6.9

Q73D. Please tell me whether you agree or disagree with each of the following statements: In general, the benefits of resource extraction activities to local communities, such as jobs and revenue, outweigh the costs, such as pollution?

	Urban	Rural	Men	Women	Total
Strongly disagree	20.0	24.4	24.2	19.1	21.8
Disagree	22.0	16.8	17.8	22.1	19.8
Neither agree nor disagree	2.6	4.1	3.0	3.5	3.2
Agree	24.1	33.7	29.6	26.5	28.1
Strongly agree	25.0	14.9	21.8	19.6	20.7
Refused		0.2		0.2	0.1
Don't know	6.4	5.8	3.6	9.0	6.1

Media

Also see Q90 on radio/TV/mobile phone ownership and Internet access under “Respondents and their households” and questions on access to information under “Responsive and transparent government.”

Now let us talk about the media and how you get information about politics and other issues.

Q74A. How often do you get news from the following sources: Radio?

	Urban	Rural	Men	Women	Total
Never	19.0	16.9	13.2	23.6	18.1
Less than once a month	6.1	3.0	4.7	4.9	4.8
A few times a month	9.7	9.0	7.6	11.3	9.4
A few times a week	25.6	29.5	28.5	25.8	27.2
Every day	39.6	41.5	45.9	34.2	40.4
Don't know		0.2		0.1	0.1

Q74B. How often do you get news from the following sources: Television?

	Urban	Rural	Men	Women	Total
Never	14.6	54.7	30.0	33.3	31.6
Less than once a month	4.0	3.3	3.9	3.4	3.7
A few times a month	7.8	6.0	8.3	5.6	7.1
A few times a week	25.3	16.6	22.5	20.8	21.7
Every day	48.3	19.3	35.3	36.9	36.0

Q74C. How often do you get news from the following sources: Print newspapers?

	Urban	Rural	Men	Women	Total
Never	74.5	93.5	75.2	90.7	82.5
Less than once a month	3.1	1.0	2.2	2.2	2.2
A few times a month	6.8	1.4	6.2	2.6	4.5
A few times a week	8.9	2.3	8.8	3.1	6.1
Every day	6.7	1.8	7.6	1.3	4.6

Q74D. How often do you get news from the following sources: Internet?

	Urban	Rural	Men	Women	Total
Never	35.1	60.9	39.6	53.1	46.0
Less than once a month	1.7	1.9	1.9	1.7	1.8
A few times a month	3.2	6.6	4.1	5.2	4.6
A few times a week	11.8	13.7	14.6	10.3	12.6
Every day	48.1	16.8	39.8	29.3	34.9
Don't know	0.2	0.1		0.3	0.2

Q74E. How often do you get news from the following sources: Social media such as Facebook, Twitter, WhatsApp, or others?

	Urban	Rural	Men	Women	Total
Never	21.9	50.1	28.0	40.4	33.8
Less than once a month	0.8	1.5	1.2	1.0	1.1
A few times a month	2.5	5.2	2.8	4.5	3.6
A few times a week	14.4	21.6	19.8	14.8	17.5
Every day	60.1	21.6	48.0	39.1	43.8
Don't know	0.2			0.2	0.1

Q16. Which of the following statements is closest to your view?

Statement 1: The media should have the right to publish any views and ideas without government control.

Statement 2: The government should have the right to prevent the media from publishing things that it disapproves of.

	Urban	Rural	Men	Women	Total
Agree very strongly with 1	54.7	53.5	58.9	48.9	54.2
Agree with 1	15.3	19.9	15.1	19.6	17.2
Agree with 2	9.8	8.2	6.7	11.9	9.1
Agree very strongly with 2	13.1	16.2	15.1	13.6	14.4
Agree with neither	5.8	2.1	4.0	4.6	4.3
Don't know	1.3		0.2	1.3	0.8

Q17. Which of the following statements is closest to your view?

Statement 1: The news media should constantly investigate and report on government mistakes and corruption.

Statement 2: Too much reporting on negative events, like government mistakes and corruption, only harms the country.

	Urban	Rural	Men	Women	Total
Agree very strongly with 1	58.7	62.0	62.3	57.6	60.1
Agree with 1	16.9	18.6	17.9	17.4	17.6
Agree with 2	8.1	5.0	4.8	9.0	6.8
Agree very strongly with 2	10.6	12.6	11.6	11.2	11.4
Agree with neither	4.4	1.8	2.8	3.8	3.3
Don't know	1.3	0.1	0.5	1.1	0.8

Q33H. In your opinion, how free is the news media in this country to report and comment on the news without censorship or interference by the government?

	Urban	Rural	Men	Women	Total
Not at all free	2.8	2.2	2.4	2.6	2.5
Not very free	15.3	15.6	12.9	18.2	15.4
Somewhat free	26.5	38.7	32.4	30.8	31.7
Completely free	52.8	39.9	50.8	43.5	47.4
Refused	0.2			0.2	0.1
Don't know	2.5	3.6	1.4	4.7	2.9

Country-specific questions

Q79-GAM. For each of the following statements, please tell me whether you disagree or agree or haven't you heard enough to say?

Q79A. All individuals that were identified by the Truth, Reconciliation and Reparations Commission or TRRC to have perpetrated crimes and human rights abuses should be taken to court and tried for their crimes.

	Urban	Rural	Men	Women	Total
Strongly disagree	9.2	17.8	15.1	10.2	12.8
Disagree	5.7	5.4	4.5	6.8	5.6
Neither agree nor disagree	3.3	2.8	3.0	3.1	3.1
Agree	28.6	28.2	27.7	29.1	28.4
Strongly agree	51.1	42.4	47.4	47.4	47.4
Refused to Answer	0.4	0.1	0.1	0.4	0.3
Don't know	1.8	3.5	2.1	2.9	2.5

Q79B. The government of the Gambia has demonstrated strong commitment to implementing the recommendations of the Truth, Reconciliation and Reparations Commission or TRRC.

	Urban	Rural	Men	Women	Total
Strongly disagree	17.1	16.2	20.8	12.0	16.7
Disagree	16.6	14.8	15.6	16.0	15.8
Neither agree nor disagree	4.4	5.1	4.4	5.0	4.7
Agree	25.5	30.2	24.8	30.5	27.5
Strongly agree	29.1	26.1	27.5	28.2	27.8
Refused to Answer	0.3	0.1	0.1	0.3	0.2
Don't know	7.1	7.6	6.7	8.0	7.3

Q79C. Since the Truth, Reconciliation and Reparations Commission or TRRC has completed its work, all Gambians should reconcile and move on as a country.

	Urban	Rural	Men	Women	Total
Strongly disagree	12.6	12.0	12.9	11.7	12.4
Disagree	4.1	7.8	5.2	6.2	5.7
Neither agree nor disagree	2.8	5.3	4.7	3.0	3.9
Agree	31.9	29.4	29.8	32.1	30.9
Strongly agree	47.0	43.7	46.3	44.8	45.6
Refused to Answer	0.2	0.1		0.3	0.1
Don't know	1.4	1.6	1.2	1.8	1.5

Q79D. The government should press for the extradition of former President Yahya Jammeh back to the Gambia to face prosecution for crimes and human rights abuses committed during his presidency.

	Urban	Rural	Men	Women	Total
Strongly disagree	28.0	31.0	30.5	27.9	29.2
Disagree	8.0	10.3	8.4	9.6	8.9
Neither agree nor disagree	3.5	3.0	3.8	2.8	3.3
Agree	22.7	18.7	19.6	22.5	21.0
Strongly agree	33.8	33.8	34.9	32.5	33.8
Refused to Answer	0.4	0.3	0.3	0.5	0.4
Don't know	3.7	2.9	2.5	4.3	3.3

Q80A-GAM. Overall, how satisfied are you with the pace of public sector reforms that were initiated by the government in 2017 as a way of reorganizing the public service in the Gambia? Are you:

	Urban	Rural	Men	Women	Total
Not at all satisfied	35.1	21.8	33.9	24.6	29.5
Not very satisfied	17.0	28.8	20.9	23.2	22.0
Fairly satisfied	16.8	31.0	23.1	22.5	22.8
Very satisfied	8.9	13.8	11.9	9.9	10.9
Do not know	22.2	4.5	10.2	19.9	14.7

Q80B-GAM. Please tell me whether you think it can always be justified, sometimes be justified, or never be justified for the Gambian Police to use force when seeking to impose order during demonstrations?

	Urban	Rural	Men	Women	Total
Always justified	4.0	9.1	5.9	6.5	6.2
Sometimes justified	28.3	32.0	31.1	28.6	29.9
Never justified	65.7	54.7	60.4	61.9	61.1
Refused		0.2		0.2	0.1
Do not know	1.9	3.9	2.7	2.9	2.8

Q81-GAM. Over the past year, how often, if ever, have you or anyone in your family:

Q81A. Suffered verbal abuse from the police?

	Urban	Rural	Men	Women	Total
Never	85.6	88.6	84.2	89.9	86.9
Just once or twice	7.9	6.3	10.1	4.0	7.2
Several times	3.2	2.3	3.1	2.5	2.8
Many times	2.0	2.2	2.0	2.1	2.1
Always	0.6	0.4	0.3	0.9	0.6
Refused	0.2		0.2		0.1
Don't know	0.5	0.1	0.1	0.6	0.4

Q82B. Experienced physical mistreatment from the police?.

	Urban	Rural	Men	Women	Total
Never	90.7	93.0	89.8	93.8	91.7
Just once or twice	4.5	3.9	5.5	2.8	4.2
Several times	3.2	1.0	3.2	1.3	2.3
Many times	0.7	1.6	0.9	1.2	1.1
Always	0.4	0.4	0.0	0.9	0.4
Refused	0.2		0.2		0.1
Don't know	0.3	0.1	0.4	0.1	0.2

Q81C-GAM. How often, if ever, are citizens in this country discriminated against by the police on the basis of their political affiliation, that is how close they are to certain political parties?

	Urban	Rural	Men	Women	Total
Always	11.4	6.2	9.3	9.2	9.2
Often	15.9	15.4	17.8	13.4	15.7
Sometimes	25.4	38.1	30.8	30.6	30.7
Not at all	42.5	36.5	39.0	41.0	39.9
Refused		0.7	0.3	0.3	0.3
Don't know	4.8	3.0	2.8	5.5	4.1

Q81D-GAM. Compared to the previous administration of former President Yahya Jammeh would you say that police treatment of citizens in this country is more discriminatory, less discriminatory or stayed the same or have you not heard enough to say?

	Urban	Rural	Men	Women	Total
More discriminatory	26.6	18.6	20.5	26.3	23.2
Stayed the same	21.8	25.4	25.4	20.9	23.3
Less discriminatory	47.8	53.3	50.9	49.2	50.1
Refused	0.0	0.2	0.2		0.1
Don't know/Have not heard enough to say	3.8	2.5	3.0	3.6	3.3

Q82A-GAM. In your opinion, which of the following would you say poses the most serious safety and security threat in your neighborhood today?

	Urban	Rural	Men	Women	Total
Theft, break-ins	55.6	56.9	52.2	60.7	56.2
Robbery (using or threatening to use force)	14.6	4.9	11.0	9.9	10.5
Gang violence	2.1	1.2	2.0	1.4	1.7
Kidnapping	0.8	0.7	0.5	1.1	0.8
Drug or alcohol abuse	21.6	14.6	20.8	16.2	18.6
Some other intervention	3.5	17.4	10.8	7.7	9.4
Refused		0.6	0.5		0.3
Don't know	1.9	3.6	2.2	3.1	2.6

Q82B-GAM. Which of the following interventions would you say the police need to focus on the most in order to address security challenges in your area?

	Urban	Rural	Men	Women	Total
Improved training	19.5	21.1	20.7	19.6	20.2
Better equipment	15.2	22.8	19.5	17.2	18.4
Improved community engagement	19.5	10.3	16.1	15.1	15.6
Better salaries for the police	28.2	31.0	28.2	30.8	29.4
Improved supervision	15.8	12.7	13.6	15.5	14.5
None of the above/Some other reason	0.8	1.3	0.9	1.1	1.0
Refused	0.1		0.2		0.1
Don't know	0.8	0.8	0.9	0.7	0.8

Q83-GAM. Please tell me whether you agree or disagree with the following statement: The Gambia should discard the current marble voting system and replace it with paper ballot system?

	Urban	Rural	Men	Women	Total
Strongly disagree	29.9	50.4	39.6	37.3	38.6
Disagree	23.2	19.0	20.2	22.8	21.5
Neither agree nor disagree	4.1	2.6	3.2	3.7	3.4
Agree	21.8	15.3	16.6	21.8	19.0
Strongly agree	18.8	12.6	19.3	12.6	16.2
Refused to Answer	0.2		0.2		0.1
Don't know	2.0	0.2	0.7	1.8	1.3

Other

Q97. Who do you think sent us to do this interview?

	Urban	Rural	Men	Women	Total
No one	13.5	2.3	7.9	9.7	8.7
"Afrobarometer" or national partner	19.7	26.3	26.4	18.1	22.5
Research Company	2.4	2.5	2.8	2.0	2.4
Non-government or religious organization	1.8	2.1	2.0	1.9	2.0
University/School/College	32.1	8.5	22.8	21.3	22.1
Private company	0.8	1.7	1.2	1.1	1.2
Media	0.2		0.1	0.1	0.1
Political party or politician	0.1	0.7		0.8	0.4
Government	13.0	41.0	22.0	28.0	24.8
International organization or another country		1.8	1.2	0.3	0.8
Other	1.7	0.8	1.7	0.9	1.3
Refused to answer	0.2	0.1	0.2	0.1	0.1
Don't know	14.5	12.4	11.6	15.9	13.6