

Summary of results

Afrobarometer Round 9
survey in Tunisia, 2022

Compiled by One to One
for Research and Polling

Afrobarometer Round 9 Summary of results for Tunisia, 2022

Afrobarometer is a pan-African, nonpartisan survey research network that provides reliable data on African experiences and evaluations of democracy, governance, and quality of life. Eight rounds of surveys have been completed in up to 39 countries since 1999, and Round 9 surveys are currently underway. Afrobarometer conducts face-to-face interviews in the language of the respondent's choice.

Regional coordination of national partners in about 35 countries is provided by the Ghana Center for Democratic Development (CDD-Ghana), the Institute for Justice and Reconciliation (IJR) in South Africa, and the Institute for Development Studies (IDS) at the University of Nairobi in Kenya. Michigan State University (MSU) and the University of Cape Town (UCT) provide technical support to the network.

The Afrobarometer National Partner in Tunisia, One to One for Research and Polling, interviewed a nationally representative, random, stratified probability sample of 1200 adult Tunisians between 21 February and 17 March 2022. A sample of this size yields country-level results with a margin of error of +/-3 percentage points at a 95% confidence level. Previous surveys have been conducted in Tunisia in 2013, 2015, 2018, and 2020. CDD-Ghana, provided technical backstopping for the survey. Technical details of the survey, including descriptions of stratification and household selection, translation languages, and related information, can be found in the survey technical information form that follows.

Below is an outline of the survey findings from all the questions posed to respondents. We also present the findings by respondents' gender and place of residence (urban-rural). In addition, responses to all questions in the survey can be disaggregated by age, education and socio-economic level, and other demographic variables. Visit our free online data analysis facility at <http://afrobarometer.org/online-data-analysis/analyse-online>.

Financial support for Afrobarometer is provided by Sweden via the Swedish International Development Cooperation Agency, the U.S. Agency for International Development (USAID) via the U.S. Institute of Peace, the Mo Ibrahim Foundation, the Open Society Foundations - Africa, the Bill & Melinda Gates Foundation, the William and Flora Hewlett Foundation, the European Union, the National Endowment for Democracy, the Mastercard Foundation, the Japan International Cooperation Agency, the University of California San Diego, the Global Centre for Pluralism, the World Bank Group, the Embassy of the Kingdom of the Netherlands in Uganda, and GIZ.

Contact information:

For more information, please visit www.afrobarometer.org or contact:

Imen Mezlini
Research coordinator
One to One for Research and Polling
imen.mezlini@121polling.com, +21658555058

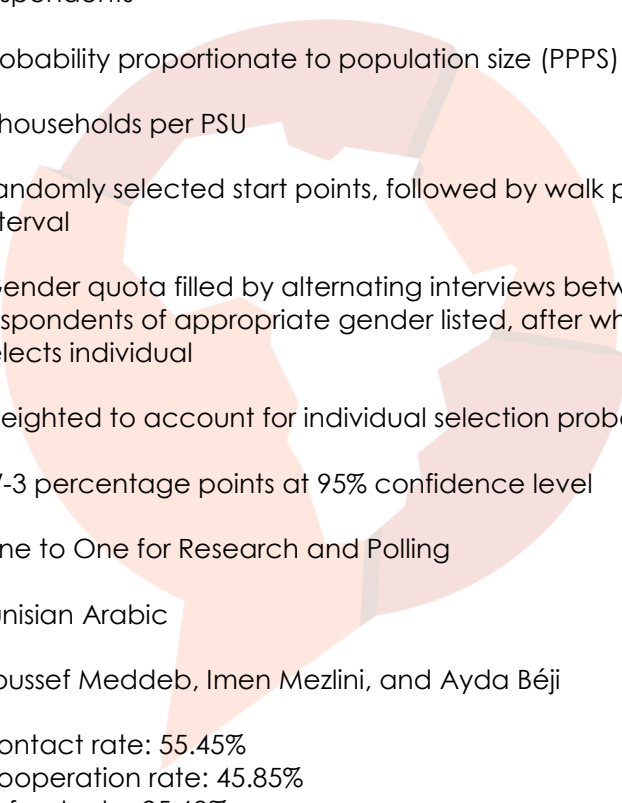
Youssef Meddeb, chief executive officer,
CEO
One to One for Research and Polling
Youssef.meddeb@121polling.com, +21658555055

Table of contents



Technical information form.....	4
Respondents and their households	5
Country's overall direction and most important problems.....	10
COVID-19.....	13
Economic life	17
Development and international relations	20
Democracy and politics	22
Responsive and transparent government	26
Freedoms	30
Citizenship and participation.....	31
Rule of law	33
Elections.....	35
Institutions and leaders.....	38
Corruption	41
Public services and government performance.....	44
Services and facilities in the enumeration area.....	44
Citizens' experiences with public services	47
Government performance	51
Gender equality and gender-based violence	55
Child welfare.....	59
Identity, society, and pluralism.....	61
Security, crime, and the police	64
Climate change and the environment	67
Media.....	73
Country-specific questions	75
Other	77

Technical information form



Universe:	Citizens of Tunisia who are 18 years or older
Sample design:	Nationally representative, random, clustered, stratified, multi-stage area probability sample
Stratification:	Region and urban-rural location
Stages:	Primary sampling units (PSUs) (from strata), start points, households, respondents
PSU selection:	Probability proportionate to population size (PPPS)
Cluster size:	8 households per PSU
Household selection:	Randomly selected start points, followed by walk pattern using 5/10 interval
Respondent selection:	Gender quota filled by alternating interviews between men and women; respondents of appropriate gender listed, after which computer randomly selects individual
Weighting:	Weighted to account for individual selection probabilities
Margin of error:	+/-3 percentage points at 95% confidence level
Fieldwork by:	One to One for Research and Polling
Survey languages:	Tunisian Arabic
Main researchers:	Youssef Meddeb, Imen Mezlini, and Ayda Béji
Outcome rates:	Contact rate: 55.45% Cooperation rate: 45.85% Refusal rate: 25.68% Response rate: 29.77%
Dates of fieldwork:	21 February – 17 March 2022
Sample size:	1,200
Sampling frame:	The sampling frame was created based on the final results of the last census done in Tunisia in 2014 by the National Institute of Statistics.
EA substitution rate:	0.02%

Note: All figures in the following tables are percentages, rounded to one decimal place. Due to rounding, columns may not add up to exactly 100.0%. Readers are reminded that the sample size in Tunisia of 1,200 yields a margin of sampling error of +/-3 percentage points at a 95% confidence level. Please note that Afrobarometer's general practice in most analysis and publications is to report findings rounded to whole numbers. A dash ("-") or blank cell indicates that there were no responses in this category. For Questions 1 through 100, weighted frequency distributions are reported.

Note: This presentation of findings does NOT reflect the order in which survey questions were asked during the interview. We have numbered the questions as in the questionnaire but have ordered them by topic. To see the questionnaire, please visit www.afrobarometer.org.

Respondents and their households

Demographic distribution of the sample

		Unweighted	Weighted
Gender			
	Men	49.6	50.2
	Women	50.4	49.8
Location			
	Urban	68	68.3
	Rural	32	31.7
Region			
	Great Tunis	25.3	25.2
	North East	14.0	14.1
	North West	10.0	10.4
	Center East	23.3	23.5
	Center West	12.7	12.3
	South East	9.3	9
	South West	5.3	5.4
Education			
	No formal education	9.1	9.2
	Primary	34.1	33.2
	Secondary	35.2	35.6
	Post-secondary	21.3	21.8
Religion			
	Muslim	98.8	98.9
	Other	1.3	1.1

Q1. How old are you?

	Urban	Rural	Men	Women	Total
18-25 years	16.3	13.6	16.5	14.3	15.4
26-35 years	19.8	22.2	20.2	20.9	20.5
36-45 years	18.0	21.3	17.5	20.6	19.0
46-55 years	16.1	18.4	15.0	18.7	16.8
56-65 years	18.6	13.7	16.8	17.3	17.0
Over 65 years	10.7	10.6	13.5	7.9	10.7
Don't know	0.5		0.6	0.2	0.4

Q2. What is the primary language you speak in your home now?

	Urban	Rural	Men	Women	Total
Arabic	5.3	7.7	6.7	5.4	6.1
French	0.1	0.6	0.2	0.2	0.2
Berber language		1.2		0.7	0.4
Tunisian Arabic	94.6	90.6	93.1	93.6	93.3

Q94. What is your highest level of education?

	Urban	Rural	Men	Women	Total
No formal schooling	5.4	16.1	5.3	12.3	8.8
Informal schooling only (including Koranic schooling)	0.2	0.8	0.6	0.2	0.4
Some primary schooling	16.5	18.5	14.3	19.9	17.1
Primary school completed	15.1	18.3	19.0	13.1	16.1
Intermediate school or some secondary school/High school	22.5	21.9	25.9	18.8	22.4
Secondary school/High school completed	14.7	10.2	15.3	11.2	13.3
Post-secondary qualifications other than university, e.g. a diploma or degree from a polytechnic or college	4.5	3.8	4.1	4.4	4.3
Some university	8.6	2.5	5.7	7.6	6.7
University completed	8.4	5.9	6.8	8.5	7.6
Post-graduate	3.7	1.9	2.7	3.6	3.2
Refused	0.1	0.1	0.3		0.1
Don't know	0.1			0.1	0.1

Q95. What is your religion, if any?

	Urban	Rural	Men	Women	Total
Muslim only (i.e. respondent says only "Muslim" without identifying a specific sub-group)	96.4	98.5	97.3	96.8	97.0
Sunni only (i.e. respondent says only "Sunni" or "Sunni Muslim" without identifying a specific sub-group)	2.1	0.5	1.9	1.3	1.6
Tijaniya Brotherhood	0.1			0.1	0.1
Qadiriya Brotherhood	0.2			0.3	0.2
Shia	0.1			0.1	0.1
Traditional/Ethnic religion	0.1	0.3		0.3	0.1
Hindu	0.2	0.3		0.5	0.2
Atheist (Do not believe in a God)	0.1		0.1		0.1
Jewish	0.1		0.1		0.0
Refused	0.5	0.4	0.6	0.3	0.4

Don't know	0.2			0.3	0.1
------------	-----	--	--	-----	-----

Q90A. Which of these things do you personally own? [If "No":] Does anyone else in your household own one: Radio?

	Urban	Rural	Men	Women	Total
No one in household owns	30.6	36.9	31.1	34.1	32.6
Someone else in household owns	14.5	14.9	15.4	13.7	14.6
Yes (personally owns)	54.9	48.0	53.3	52.1	52.7
Don't know	0.1	0.2	0.1	0.1	0.1

Q90B. Which of these things do you personally own? [If "No":] Does anyone else in your household own one: Television?

	Urban	Rural	Men	Women	Total
No one in household owns	0.5	2.2	0.6	1.5	1.0
Someone else in household owns	9.8	8.8	7.9	11.1	9.5
Yes (personally owns)	89.7	89.0	91.6	87.4	89.5

Q90C. Which of these things do you personally own? [If "No":] Does anyone else in your household own one: Motor vehicle or motorcycle?

	Urban	Rural	Male	Female	Total
No one in household owns	30.5	42.5	29.6	39.0	34.3
Someone else in household owns	29.4	26.5	15.5	41.5	28.5
Yes (personally owns)	40.1	31.0	54.8	19.4	37.2

Q90D. Which of these things do you personally own? [If "No":] Does anyone else in your household own one: Computer?

	Urban	Rural	Men	Women	Total
No one in household owns	43.2	67.8	50.5	51.5	51.0
Someone else in household owns	18.6	16.2	15.8	19.9	17.9
Yes (personally owns)	38.1	15.5	33.4	28.5	30.9
Don't know	0.1	0.6	0.4	0.1	0.2

Q90E. Which of these things do you personally own? [If "No":] Does anyone else in your household own one: Bank account?

	Urban	Rural	Men	Women	Total
No one in household owns	31.1	54.7	37.9	39.3	38.6
Someone else in household owns	26.5	22.1	17.0	33.3	25.1
Yes (personally owns)	40.3	20.3	42.2	25.7	34.0
Refused		0.1	0.1		0.0
Don't know	2.1	2.7	2.9	1.7	2.3

Q90F. Which of these things do you personally own? [If "No":] Does anyone else in your household own one: Mobile phone?

	Urban	Rural	Men	Women	Total
No one in household owns	0.6	1.9	0.4	1.6	1.0
Someone else in household owns	5.4	13.7	5.3	10.7	8.0
Yes (personally owns)	94.1	84.2	94.3	87.5	90.9
Don't know		0.2		0.1	0.1

Q90G. Does your phone have access to the Internet?

	Urban	Rural	Men	Women	Total
No (Does not have Internet access)	25.1	35.7	30.8	26.1	28.5
Yes (Has Internet access)	68.9	48.5	63.5	61.5	62.5
Not applicable	5.9	15.8	5.7	12.5	9.1
Don't know	0.0		0.0		0.0

Q90H. How often do you use: A mobile phone?

	Urban	Rural	Men	Women	Total
No (Does not have Internet access)	25.1	35.7	30.8	26.1	28.5
Yes (Has Internet access)	68.9	48.5	63.5	61.5	62.5
Not applicable	5.9	15.8	5.7	12.5	9.1
Don't know	0.0		0.0		0.0

Q90I. How often do you use: The Internet?

	Urban	Rural	Men	Women	Total
Never	25.3	44.5	28.4	34.4	31.4
Less than once a month	2.4	2.9	2.9	2.2	2.6
A few times a month	3.3	4.4	4.5	2.8	3.6
A few times a week	6.9	9.8	8.2	7.4	7.8
Every day	61.8	37.4	55.3	52.9	54.1
Refused	0.1		0.2		0.1
Don't know	0.2	0.9	0.5	0.4	0.4

Q91A. What is your main source of water for household use?

	Urban	Rural	Men	Women	Total
Piped water into dwelling	67.4	52.7	61.9	63.7	62.8
Piped water into yard, plot, or compound	0.3	1.2	0.5	0.7	0.6
Public tap or standpipe	15.4	16.5	17.9	13.6	15.7
Tubewell or borehole	0.3	6.3	1.9	2.5	2.2
Protected dug well	0.4	2.5	1.2	0.9	1.1
Unprotected dug well		0.5	0.3	0.0	0.2
Protected spring	0.5	0.5	0.3	0.7	0.5
Unprotected spring		0.7		0.5	0.2
Rainwater collection	1.5	2.8	2.5	1.3	1.9
Bottled water	9.9	1.5	6.1	8.4	7.2
Purchased from a cart with a small tank or drum	2.0	6.7	3.1	3.9	3.5
Purchased from a tanker truck	0.8	2.8	1.3	1.6	1.5
Surface water, like a river, dam, lake, pond, stream, canal, or irrigation channel	0.1	1.2	0.5	0.3	0.4
Other	0.9	4.0	2.2	1.6	1.9
Refused	0.3		0.3	0.2	0.2
Don't know	0.1		0.2		0.1

Q91B. Please tell me whether each of the following is available inside your house, inside your compound, or outside your compound: Your main source of water for household use?

	Urban	Rural	Men	Women	Total
Inside the house	92.0	77.3	87.7	86.9	87.3
Inside the compound	7.1	8.5	6.7	8.4	7.6
Outside the compound	0.9	13.9	5.6	4.5	5.0
Don't know		0.2		0.2	0.1

Q91C. Please tell me whether each of the following is available inside your house, inside your compound, or outside your compound: A toilet or latrine?

	Urban	Rural	Men	Women	Total
Inside the house	1.2	1.3	1.0	1.4	1.2
Inside the compound	98.1	95.4	97.9	96.6	97.2
Outside the compound	0.5	2.6	1.1	1.2	1.1
Refused	0.1	0.7		0.7	0.3

Q92A. Do you have an electric connection to your home from the Societe Tunisienne de l'Electricite et du Gaz or STEG?

	Urban	Rural	Men	Women	Total
No	1.4	0.4	1.3	0.8	1.1
Yes	98.6	99.6	98.7	99.2	98.9

Q92B. [If yes to Q92A] How often is electricity actually available from this connection?

	Urban	Rural	Men	Women	Total
Never	0.4		0.1	0.3	0.2
Occasionally	5.7	6.1	5.7	6.0	5.8
About half of the time	2.2	7.2	5.2	2.5	3.8
Most of the time	27.9	32.8	28.9	30.0	29.4
All of the time	62.5	53.5	58.8	60.5	59.6
Not applicable	1.4	0.4	1.3	0.8	1.1

Country's overall direction and most important problems

Q3. Let's start with your general view about the current direction of our country. Some people might think the country is going in the wrong direction. Others may feel it is going in the right direction. So let me ask you about the overall direction of the country: Would you say that the country is going in the wrong direction or going in the right direction?

	Urban	Rural	Men	Women	Total
Going in the wrong direction	72.5	70.1	69.2	74.3	71.7
Going in the right direction	24.4	27.7	28.3	22.6	25.4
Refused	0.2			0.3	0.1
Don't know	3.0	2.1	2.6	2.8	2.7

Q45.P11. In your opinion, what are the most important problems facing this country that government should address? (1st response)

	Urban	Rural	Men	Women	Total
Nothing/No problems		1.3	0.5	0.3	0.4
Management of the economy	46.8	48.5	47.3	47.3	47.3
Wages, incomes, and salaries	0.1	0.3	0.3		0.2
Unemployment	14.8	16.5	14.4	16.4	15.4
Poverty/Destitution	8.4	9.9	8.3	9.4	8.8
Rates and taxes		0.3	0.2		0.1
Loans/Credit	0.2		0.2		0.1
Farming/Agriculture	0.5	1.0	1.2	0.1	0.7
Food shortage/Famine	0.0			0.0	0.0
Drought	0.1		0.1		0.0
Infrastructure/Roads	0.9	1.5	1.2	1.0	1.1
Education	4.7	1.2	3.4	3.7	3.6
Housing	0.1			0.2	0.1
Electricity		0.3	0.1	0.1	0.1
Water supply	0.2	1.8	0.9	0.6	0.7
Services (other)	0.1	0.4	0.1	0.3	0.2
Health	5.3	1.7	4.0	4.3	4.2
Sickness/Disease	0.1	0.2		0.3	0.2
Crime and Security	4.3	3.9	3.8	4.5	4.2
Corruption	6.4	7.3	7.9	5.5	6.7
Political instability/Political divisions/Ethnic tensions	2.8	1.2	2.2	2.3	2.3
Discrimination/Inequality	0.2			0.3	0.2
Gender issues/Women's rights	0.2			0.3	0.1
Democracy/Political rights	1.3	1.0	1.7	0.7	1.2
COVID-19	0.1			0.1	0.0
Other responses	0.7	0.5	1.1	0.2	0.6
Refused	1.7	1.3	1.0	2.1	1.5
Don't know	0.1		0.1		0.1

Q45.P12. In your opinion, what are the most important problems facing this country that government should address? (2nd response)

	Urban	Rural	Men	Women	Total
Management of the economy	26.0	25.4	23.6	28.0	25.8
Wages, incomes, and salaries	1.0		0.3	1.1	0.7
Unemployment	16.6	19.3	18.3	16.6	17.5
Poverty/Destitution	6.4	6.0	6.7	5.9	6.3
Rates and Taxes	0.2	0.3	0.1	0.4	0.3
Loans /Credit		0.2		0.1	0.1
Farming/Agriculture	0.2	0.6	0.7		0.3
Food shortage/Famine	0.3			0.5	0.2
Drought		0.2	0.1		0.1
Transportation	0.5	0.2	0.1	0.8	0.4
Infrastructure/Roads	1.5	2.1	2.4	1.0	1.7
Education	7.7	4.7	5.2	8.3	6.7
Housing		1.1	0.1	0.6	0.4
Electricity	0.3			0.4	0.2
Water supply	0.3	2.0	0.7	1.0	0.8
Services (other)	0.8	1.1	1.3	0.5	0.9
Health	7.8	7.0	6.6	8.5	7.5
Crime and Security	8.3	4.6	7.3	7.0	7.1
Corruption	3.6	3.9	4.2	3.2	3.7
Political violence	0.1		0.1		0.1
Political instability/Political divisions/Ethnic tensions	3.1	2.3	3.6	2.0	2.8
Discrimination/Inequality	0.8	0.8	1.1	0.5	0.8
Democracy/Political rights	2.6	2.8	3.7	1.6	2.7
Climate change	0.9	0.6	0.9	0.7	0.8
COVID-19	0.3		0.1	0.3	0.2
Other responses	1.2	0.7	1.7	0.4	1.0
No further reply	9.3	14.2	11.3	10.4	10.9

Q45.P13. In your opinion, what are the most important problems facing this country that government should address? (3rd response)

	Urban	Rural	Men	Women	Total
Management of the economy	19.3	19.5	19.2	19.6	19.4
Wages, incomes, and salaries	0.4	0.2	0.4	0.3	0.3
Unemployment	10.8	11.9	12.0	10.4	11.2
Poverty/Destitution	5.7	5.7	5.0	6.4	5.7
Rates and Taxes	0.8	0.4	0.7	0.6	0.7
Loans/Credit	0.2		0.2		0.1
Farming/Agriculture	0.5	0.4	0.6	0.3	0.4
Food shortage/Famine	0.4	0.6	0.5	0.4	0.5
Land	0.1			0.2	0.1
Transportation	0.9		0.9	0.4	0.6
Infrastructure/Roads	2.3	1.5	2.2	1.8	2.0
Education	5.4	4.5	4.3	5.9	5.1
Housing	0.1			0.1	0.1
Electricity	0.1			0.2	0.1
Water supply	0.3	1.2	0.7	0.5	0.6
Orphans/Street children/ Homeless children	0.1			0.1	0.0
Services (other)	2.2	1.2	1.5	2.3	1.9
Health	8.8	6.7	6.4	9.8	8.1
Sickness/Disease	0.2	0.2		0.5	0.2
Crime and Security	7.0	6.4	6.3	7.3	6.8
Corruption	3.6	3.3	4.3	2.7	3.5
Political instability/Political divisions/Ethnic tensions	1.8	1.9	2.9	0.7	1.8
Discrimination/Inequality	0.8	0.7	0.6	1.0	0.8
Gender/ Women's Law Approach		0.8		0.5	0.2
Democracy/Political rights	1.1	2.0	1.8	1.0	1.4
Agricultural marketing	0.2		0.3		0.1
Climate change	0.2	0.4	0.5		0.3
COVID-19	0.5	0.2	0.7	0.1	0.4
Other responses	1.9	1.3	1.5	2.0	1.7
No further responses	24.2	29.1	26.5	25.0	25.8

COVID-19

Now I would like to ask you some questions about the COVID-19 pandemic that has been affecting our country and the world since early 2020.

Q57A. Please tell me whether you personally or any other member of your household have been affected in any of the following ways by the COVID-19 pandemic: Became ill with, or tested positive for COVID-19?

	Urban	Rural	Men	Women	Total
Yes	67.1	47.0	58.6	62.9	60.7
No	32.7	52.6	41.0	37.0	39.0
Don't know	0.2	0.4	0.4	0.1	0.3

Q57B. Please tell me whether you personally or any other member of your household have been affected in any of the following ways by the COVID-19 pandemic: Temporarily or permanently lost a job, business or primary source of income?

	Urban	Rural	Men	Women	Total
Yes	37.3	32.5	36.2	35.2	35.7
No	62.7	67.2	63.8	64.5	64.1
Don't know	0.1	0.2		0.3	0.1

Q65A. Since the start of the COVID-19 pandemic, have you or your household received any assistance from government, like food, cash payments, relief from bill payments, or other assistance that you were not normally receiving before the pandemic?

	Urban	Rural	Men	Women	Total
No	86.7	80.2	84.7	84.6	84.7
Yes	13.3	19.6	15.3	15.2	15.2
Don't know		0.2		0.2	0.1

Q65B. Do you think that the distribution of government support to people during the COVID-19 pandemic, for example through food packages or cash payments has been fair or unfair?

	Urban	Rural	Men	Women	Total
Very unfair	50.7	59.7	56.0	51.1	53.5
Somewhat unfair	25.9	17.7	21.5	25.1	23.3
Neither fair or unfair	16.5	15.1	16.0	16.1	16.1
Somewhat fair	4.2	4.5	4.5	4.1	4.3
Don't know	2.7	3.1	2.0	3.7	2.8

Q58A. Have you received a vaccination against COVID-19, either one or two doses?

	Urban	Rural	Men	Women	Total
Yes	11.6	19.3	16.7	11.4	14.1
No	88.3	80.7	83.1	88.6	85.9
Don't know	0.1		0.1		0.1

Q58B. If a vaccine for COVID-19 is available, how likely are you to try to get vaccinated?

	Urban	Rural	Men	Women	Total
Very unlikely	9.6	14.4	13.8	8.3	11.1
Somewhat unlikely	0.3	0.9	0.7	0.2	0.5
Somewhat likely	0.6	1.9	1.2	0.9	1.0
Very likely	1.0	2.0	1.0	1.7	1.3
Not applicable	88.4	80.7	83.3	88.6	85.9
Don't know	0.1	0.2		0.2	0.1

Q58C. [If answer to Q58B is “very unlikely” or “Somewhat unlikely”:] What is the main reason that you would be unlikely to get a COVID-19 vaccine?

	Urban	Rural	Men	Women	Total
COVID doesn't exist/COVID is not real	0.3		0.4		0.2
Not worried about COVID / COVID is not serious or life-threatening/Not deadly	0.2		0.3	0.1	0.2
I am at no risk or low risk for getting COVID/Small chance of contracting COVID	0.2	0.1	0.1	0.3	0.2
I already had COVID and believe I am immune	0.6	0.3	0.9	0.1	0.5
God will protect me	0.8	0.8	1.4	0.1	0.8
Don't trust the vaccine/Worried about getting fake or counterfeit vaccine	3.6	5.9	5.5	3.2	4.3
Vaccine is not safe	0.5	0.7	0.6	0.5	0.6
Vaccine is not effective/Vaccinated people can still get COVID	0.2	0.7	0.2	0.5	0.3
Vaccine may cause COVID	0.0		0.0		0.0
Vaccine may cause other bad side effects	0.8	1.9	1.7	0.6	1.1
People are being experimented on with vaccines	0.2		0.2	0.1	0.1
Afraid of vaccines in general	0.4	0.3	0.4	0.3	0.3
Allergic to vaccines	0.4	0.5	0.2	0.6	0.4
Don't trust the vaccine source/Will wait for other vaccines	1.1	0.7	1.6	0.4	1.0
It is too difficult to get the vaccine e.g. have to travel far		0.2		0.1	0.1
Some other reason	0.8	2.5	1.1	1.6	1.3
Not applicable	90.0	84.7	85.3	91.4	88.3
Refused to answer		0.6	0.2	0.1	0.2
Don't know		0.1	0.1		0.0

Q59. How much do you trust the government to ensure that any vaccine for COVID-19 that is developed or offered to Tunisian citizens is safe before it is used in this country?

	Urban	Rural	Men	Women	Total
Not at all	28.6	31.2	32.4	26.4	29.4
Just a little	18.2	16.1	15.4	19.7	17.5
Somewhat	26.8	24.2	21.8	30.2	26.0
A lot	24.6	25.5	28.2	21.5	24.9
Don't know	1.8	3.0	2.1	2.2	2.2

Q60. How well or badly would you say the current government has managed the response to the COVID-19 pandemic?

	Urban	Rural	Men	Women	Total
Very badly	14.6	12.2	16.1	11.5	13.8
Fairly badly	14.7	14.9	13.6	16.0	14.8
Fairly well	45.6	43.5	41.4	48.5	44.9
Very well	23.9	28.4	28.3	22.3	25.3
Don't know	1.2	1.1	0.6	1.6	1.1

Q61A. How satisfied or dissatisfied are you with the government's response to COVID-19 in the following areas: Providing relief to vulnerable households?

	Urban	Rural	Men	Women	Total
Not at all satisfied	33.5	40.7	38.8	32.7	35.7
Not very satisfied	21.8	14.9	17.7	21.6	19.6
Fairly satisfied	25.8	26.8	26.5	25.7	26.1
Very satisfied	17.5	16.4	15.6	18.6	17.1
Refused	1.4	1.3	1.4	1.4	1.4
Don't know	33.5	40.7	38.8	32.7	35.7

Q61B. How satisfied or dissatisfied are you with the government's response to COVID-19 in the following areas: Ensuring that disruptions to children's education are kept to a minimum?

	Urban	Rural	Men	Women	Total
Not at all satisfied	29.6	30.5	30.4	29.4	29.9
Not very satisfied	17.1	21.3	18.5	18.3	18.4
Fairly satisfied	31.8	23.3	29.8	28.4	29.1
Very satisfied	15.7	15.9	14.7	16.8	15.8
Don't know	5.8	9.0	6.6	7.1	6.8

Q61C. How satisfied or dissatisfied are you with the government's response to COVID-19 in the following areas: Making sure that health facilities have adequate resources to respond to the COVID-19 pandemic?

	Urban	Rural	Men	Women	Total
Not at all satisfied	41.2	39.1	41.7	39.4	40.5
Not very satisfied	21.1	23.7	20.7	23.2	21.9
Fairly satisfied	20.9	19.7	21.8	19.1	20.5
Very satisfied	13.9	13.0	13.1	14.2	13.6
Don't know	2.9	4.5	2.7	4.1	3.4

Q62. Considering all of the funds and resources that were available to the government for combating and responding to the COVID-19 pandemic, how much do you think was lost or stolen due to corruption?

	Urban	Rural	Men	Women	Total
A lot	74.9	80.8	74.3	79.3	76.8
Some	14.4	8.7	13.4	11.8	12.6
A little	3.1	1.8	3.2	2.3	2.7
None	2.2	2.4	3.2	1.3	2.3
Refused	0.1			0.1	0.1
Don't know	5.2	6.3	5.8	5.3	5.6

Q63A. When the country is facing a public health emergency like the COVID-19 pandemic, do you agree or disagree that it is justified for the government to temporarily limit democracy or democratic freedoms by taking the following measures: Censoring media reporting?

	Urban	Rural	Men	Women	Total
Strongly disagree	26.0	30.0	25.6	28.9	27.2
Disagree	19.3	16.1	18.5	18.1	18.3
Neither agree nor disagree	2.1	1.8	1.9	2.1	2.0
Agree	28.1	24.7	27.4	26.7	27.0
Strongly agree	22.7	24.2	24.6	21.7	23.1
Refused	0.1	0.5	0.4		0.2
Don't know	1.8	2.7	1.7	2.6	2.1

Q63B. When the country is facing a public health emergency like the COVID-19 pandemic, do you agree or disagree that it is justified for the government to temporarily limit democracy or democratic freedoms by taking the following measures: Using the police and security forces to enforce public health mandates like restrictions on public gatherings or wearing face masks?

	Urban	Rural	Men	Women	Total
Strongly disagree	5.9	9.7	7.4	6.8	7.1
Disagree	6.6	5.6	7.7	4.8	6.3
Neither agree nor disagree	1.0	1.5	1.0	1.4	1.2
Agree	28.4	22.7	27.9	25.3	26.6
Strongly agree	57.4	59.8	55.6	60.8	58.2
Refused		0.2	0.1		0.0
Don't know	0.7	0.5	0.3	0.9	0.6

Q63C. When the country is facing a public health emergency like the COVID-19 pandemic, do you agree or disagree that it is justified for the government to temporarily limit democracy or democratic freedoms by taking the following measures: Postponing elections?

	Urban	Rural	Men	Women	Total
Strongly disagree	10.0	12.1	11.9	9.5	10.7
Disagree	10.0	7.4	9.9	8.4	9.2
Neither agree nor disagree	4.0	5.0	3.9	4.6	4.3
Agree	32.1	26.3	30.3	30.3	30.3
Strongly agree	40.8	46.2	41.6	43.4	42.5
Refused	0.3	0.2	0.4	0.1	0.2
Don't know	2.8	2.9	2.0	3.6	2.8

Q64A. After experiencing the COVID-19 pandemic in Tunisia, how prepared or unprepared do you think the government will be to deal with future public health emergencies?

	Urban	Rural	Men	Women	Total
Very unprepared	26.3	27.9	28.9	24.7	26.8
Somewhat unprepared	19.9	15.7	16.3	20.9	18.6
Somewhat prepared	33.3	35.0	33.8	33.8	33.8
Very prepared	17.8	19.1	18.4	18.1	18.2
Don't know	2.6	2.3	2.5	2.5	2.5

Q64B. Do you agree or disagree with the following statement: Our government needs to invest more of our health resources in special preparations to respond to health emergencies like COVID-19, even if it means fewer resources are available for other health services?

	Urban	Rural	Men	Women	Total
Strongly disagree	13.2	14.4	12.9	14.3	13.6
Disagree	15.2	10.2	12.6	14.6	13.6
Neither agree nor disagree	3.2	2.4	3.4	2.5	2.9
Agree	34.2	34.4	33.7	34.8	34.3
Strongly agree	30.0	31.4	31.6	29.3	30.5
Don't know	4.2	7.2	5.8	4.5	5.2

Economic life

Let's discuss economic conditions.

Q4A. In general, how would you describe the present economic condition of this country?

	Urban	Rural	Men	Women	Total
Very bad	70.9	71.9	72.8	69.6	71.2
Fairly bad	14.3	10.3	12.0	14.1	13.0
Neither good nor bad	10.4	12.7	10.0	12.2	11.1
Fairly good	3.2	3.3	3.3	3.1	3.2
Very good	0.5	1.3	1.0	0.5	0.7
Don't know	0.7	0.5	0.9	0.4	0.6

Q4B. In general, how would you describe your own present living conditions?

	Urban	Rural	Men	Women	Total
Very bad	31.5	39.6	37.7	30.4	34.1
Fairly bad	14.5	11.0	14.2	12.6	13.4
Neither good nor bad	34.7	29.1	29.5	36.4	33.0
Fairly good	17.1	17.5	15.9	18.6	17.2
Very good	2.1	2.7	2.5	2.1	2.3
Don't know					

Q5A. Looking back, how do you rate economic conditions in this country compared to 12 months ago?

	Urban	Rural	Men	Women	Total
Much worse	34.8	34.1	36.0	33.0	34.5
Worse	26.7	26.9	26.8	26.8	26.8
Same	21.8	19.1	17.7	24.2	20.9
Better	12.8	15.4	15.2	12.1	13.7
Much better	3.9	4.3	4.4	3.6	4.0
Don't know		0.2		0.1	0.1

Q5B. Looking ahead, do you expect economic conditions in this country to be better or worse in 12 months' time?

	Urban	Rural	Men	Women	Total
Much worse	17.1	15.5	18.1	15.0	16.6
Worse	15.1	12.9	14.6	14.3	14.4
Same	15.5	16.3	15.3	16.2	15.8
Better	34.6	35.0	33.3	36.1	34.7
Much better	8.9	8.8	9.2	8.6	8.9
Don't know	8.8	11.5	9.5	9.8	9.7

Q6A. Over the past year, how often, if ever, have you or anyone in your family gone without: Enough food to eat?

	Urban	Rural	Men	Women	Total
Never	74.0	64.5	72.6	69.4	71.0
Just once or twice	7.4	14.0	9.1	9.9	9.5
Several times	12.9	14.6	12.1	14.8	13.4
Many times	4.1	5.4	4.6	4.5	4.5
Always	1.4	1.5	1.5	1.3	1.4
Don't know	0.2		0.2	0.2	0.2

Q6B. Over the past year. how often. if ever, have you or anyone in your family gone without: Enough clean water for home use?

	Urban	Rural	Men	Women	Total
Never	48.8	46.8	49.8	46.4	48.1
Just once or twice	16.3	10.4	15.2	13.7	14.5
Several times	21.9	19.9	20.5	22.1	21.3
Many times	7.6	11.5	7.1	10.6	8.8
Always	5.3	11.1	7.2	7.0	7.1
Don't know	0.1	0.3	0.2	0.1	0.2

Q6C. Over the past year. how often. if ever, have you or anyone in your family gone without: Medicines or medical treatment?

	Urban	Rural	Men	Women	Total
Never	50.8	47.3	52.6	46.7	49.7
Just once or twice	13.0	9.7	11.2	12.7	12.0
Several times	20.1	19.3	20.6	19.1	19.9
Many times	8.1	12.8	8.3	10.9	9.6
Always	7.8	10.9	7.0	10.6	8.8
Don't know	0.1		0.2		0.1

Q6D. Over the past year. how often. if ever. have you or anyone in your family gone without: Enough fuel to cook your food?

	Urban	Rural	Men	Women	Total
Never	60.9	51.7	58.4	57.5	58.0
Just once or twice	18.5	19.9	19.4	18.5	18.9
Several times	15.7	18.2	14.9	18.0	16.5
Many times	3.7	5.4	4.0	4.6	4.3
Always	1.1	4.8	3.2	1.4	2.3
Don't know	0.1		0.1		0.1

Q6E. Over the past year. how often. if ever, have you or anyone in your family gone without: A cash income?

	Urban	Rural	Men	Women	Total
Never	45.9	35.6	46.0	39.2	42.6
Just once or twice	13.6	12.4	13.2	13.3	13.2
Several times	21.3	26.1	19.7	25.9	22.8
Many times	10.7	14.1	11.3	12.2	11.7
Always	8.1	11.9	9.3	9.3	9.3
Don't know	0.3		0.2	0.1	0.2

Q33I. How often. if ever, are people treated unfairly by the government based on their economic status, that is. how rich or poor they are?

	Urban	Rural	Men	Women	Total
Never	8.2	4.8	7.7	6.5	7.1
Sometimes	18.3	17.4	19.1	16.9	18.0
Often	23.0	21.9	21.2	24.0	22.6
Always	47.6	54.4	50.5	49.0	49.8
Refused	0.2		0.1	0.1	0.1
Don't know	2.7	1.6	1.3	3.4	2.4

Q93A. Do you have a job that pays a cash income? [If “Yes”:] Is it full time or part time? [If “No”:] Are you currently looking for a job?

	Urban	Rural	Men	Female	Total
No (not looking)	42.3	42.0	27.9	56.7	42.2
No (looking)	23.4	29.8	26.5	24.3	25.4
Yes, part time	8.9	6.1	10.8	5.2	8.0
Yes, full time	25.4	22.2	34.9	13.8	24.4

Q93B. What is your main occupation? [If unemployed, retired, or disabled:] What was your last main occupation?

	Urban	Rural	Men	Women	Total
Never had a job	8.6	13.1	5.4	14.8	10.1
Student	8.8	3.4	5.6	8.7	7.1
Housewife/Homemaker	15.3	19.4	0.6	32.8	16.6
Agriculture/Farming/Fishing/Forestry	3.8	14.9	11.3	3.4	7.3
Trader/Hawker/Vendor	3.2	2.5	4.4	1.5	3.0
Retail/Shop	6.0	6.8	9.3	3.2	6.3
Unskilled manual worker (e.g., cleaner, laborer, domestic help, unskilled manufacturing worker)	15.4	17.5	23.0	9.0	16.0
Artisan or skilled manual worker (e.g., trades like electrician, mechanic, machinist or skilled manufacturing worker)	17.4	11.4	20.7	10.3	15.5
Clerical or secretarial	2.5	0.5	0.6	3.1	1.9
Supervisor/Foreman/Senior manager	2.0	0.4	2.2	0.8	1.5
Security services (police, army, private security)	1.5	0.5	1.9	0.5	1.2
Mid-level professional (e.g. teacher, nurse, mid-level government officer)	10.1	5.2	8.3	8.7	8.5
Upper-level professional (e.g. banker / finance, doctor, lawyer, engineer, accountant, professor, senior-level government officer)	3.9	1.8	3.8	2.7	3.3
Other	0.8	2.0	1.9	0.4	1.2
Refused	0.5	0.3	0.9		0.5
Don't know	0.1	0.2		0.2	0.1

Q93C. What is the main way that decisions are made about how to use any money that you have or earn, for example from a job, a business, selling things or other activities?

	Urban	Rural	Men	Female	Total
You make the decisions yourself	42.1	35.8	48.3	31.8	40.1
Your spouse makes the decisions	7.6	13.1	4.9	13.9	9.3
You make the decisions jointly with your spouse	25.8	19.8	22.7	25.0	23.9
You make the decisions jointly with other family members	14.5	15.9	14.7	15.2	15.0
Other family members make the decisions without you	5.1	6.1	6.5	4.2	5.4
None of the above / Some other response	0.2	0.3	0.2	0.3	0.2
Not applicable / No earnings	4.4	8.9	2.6	9.1	5.8
Refused	0.1	0.1	0.1	0.2	0.1
Don't know	0.2			0.3	0.1

Development and international relations

See related questions under “Public services and government performance.”

Q77. How much influence do you think China's economic activities in Tunisia have on our economy, or haven't you heard enough to say?

	Urban	Rural	Men	Women	Total
None	2.7	2.7	4.4	1.0	2.7
A little	6.5	5.2	6.7	5.6	6.1
Some	17.2	11.7	16.9	14.0	15.5
A lot	48.5	43.5	48.7	45.1	46.9
Don't know	25.1	36.8	23.3	34.4	28.8

Q78A. Do you think that the economic and political influence of each of the following countries on Tunisia is mostly positive, mostly negative, or haven't you heard enough to say: China?

	Urban	Rural	Men	Women	Total
Very negative	30.5	33.6	32.3	30.8	31.5
Somewhat negative	22.4	13.2	19.9	19.1	19.5
Neither positive nor negative	12.4	10.6	10.5	13.2	11.8
Somewhat positive	10.9	11.0	12.7	9.1	10.9
Very positive	7.2	4.1	8.0	4.4	6.2
Refused	0.1	0.4	0.1	0.3	0.2
Don't know	16.4	27.1	16.4	23.2	19.8

Q78B. Do you think that the economic and political influence of each of the following countries on [Tunisia] is mostly positive, mostly negative, or haven't you heard enough to say: United States?

	Urban	Rural	Men	Women	Total
Very negative	34.5	35.8	39.2	30.5	34.9
Somewhat negative	18.6	10.1	16.6	15.1	15.9
Neither positive nor negative	11.9	10.6	11.4	11.5	11.5
Somewhat positive	9.6	6.8	9.6	7.8	8.7
Very positive	4.1	5.2	5.7	3.1	4.4
Refused	0.1	0.4		0.5	0.2
Don't know	21.4	31.1	17.5	31.4	24.5

Q78C. Do you think that the economic and political influence of each of the following countries on Tunisia is mostly positive, mostly negative, or haven't you heard enough to say: Japan?

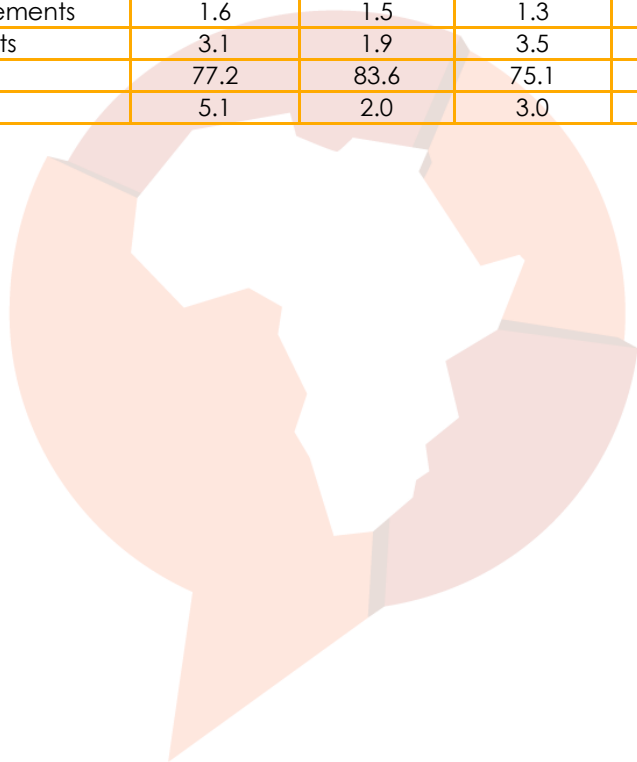
	Urban	Rural	Men	Women	Total
Very negative	16.5	21.2	19.5	16.5	18.0
Somewhat negative	13.9	8.1	12.0	12.1	12.0
Neither positive nor negative	22.4	16.9	24.0	17.2	20.6
Somewhat positive	11.3	9.4	12.2	9.2	10.7
Very positive	5.3	2.9	6.3	2.7	4.5
Refused	0.1	0.4		0.5	0.2
Don't know	30.5	41.1	26.0	41.9	33.9

Q78D. To your knowledge, does Japan give loans or development assistance to our country's government, or haven't you had a chance to hear about this?

	Urban	Rural	Men	Women	Total
No	26.7	23.1	25.8	25.4	25.6
Yes	22.8	16.4	24.9	16.6	20.8
Refused	50.5	60.5	49.4	58.0	53.7

Q78E. When the government of Japan gives loans or development assistance to Tunisia, do you think they put more requirements or fewer requirements on our government compared to other donor countries, or haven't you heard enough to say?

	Urban	Rural	Men	Women	Total
Far fewer requirements	5.0	3.2	5.8	3.0	4.4
Somewhat fewer requirements	5.3	4.7	7.1	3.1	5.1
About the same number of requirements	2.8	3.1	4.2	1.6	2.9
Somewhat more requirements	1.6	1.5	1.3	1.9	1.6
Many more requirements	3.1	1.9	3.5	1.8	2.7
Not applicable	77.2	83.6	75.1	83.4	79.2
Don't know	5.1	2.0	3.0	5.2	4.1



Democracy and politics

See related questions under “Institutions and leaders.”

Q22A. There are many ways to govern a country. Would you disapprove or approve of the following alternatives: Only one political party is allowed to stand for election and hold office?

	Urban	Rural	Men	Women	Total
Strongly disapprove	37.8	34.1	41.7	31.5	36.6
Disapprove	20.1	12.9	15.2	20.4	17.8
Neither approve nor disapprove	1.7	3.6	1.2	3.4	2.3
Approve	18.1	21.3	18.3	19.9	19.1
Strongly approve	19.1	20.7	19.9	19.4	19.6
Refused	0.2	0.2	0.2	0.1	0.2
Don't know	3.0	7.2	3.5	5.2	4.3

Q22B. There are many ways to govern a country. Would you disapprove or approve of the following alternatives: The army comes in to govern the country?

	Urban	Rural	Men	Women	Total
Strongly disapprove	29.8	30.1	36.6	23.2	29.9
Disapprove	13.2	11.0	10.4	14.7	12.5
Neither approve nor disapprove	1.6	1.7	1.6	1.7	1.6
Approve	18.7	19.7	17.4	20.6	19.0
Strongly approve	33.6	32.5	31.3	35.3	33.3
Refused	0.1	0.2	0.2		0.1
Don't know	3.1	4.9	2.6	4.7	3.6

Q22C. There are many ways to govern a country. Would you disapprove or approve of the following alternatives: Elections and [Parliament] are abolished so that the [president] can decide everything?

	Urban	Rural	Men	Women	Total
Strongly disapprove	34.5	30.9	36.4	30.3	33.3
Disapprove	14.1	12.8	12.1	15.3	13.7
Neither approve nor disapprove	1.3	1.8	0.9	1.9	1.4
Approve	19.0	18.8	17.8	20.1	19.0
Strongly approve	29.4	30.6	30.6	29.0	29.8
Refused	0.1		0.1		0.0
Don't know	1.6	5.1	2.1	3.4	2.7

Q23. Which of these three statements is closest to your own opinion?

Statement 1: Democracy is preferable to any other kind of government.

Statement 2: In some circumstances, a non-democratic government can be preferable.

Statement 3: For someone like me, it doesn't matter what kind of government we have.

	Urban	Rural	Men	Women	Total
Statement 3: For someone like me, it doesn't matter what kind of government we have.	26.1	30.5	27.0	28.0	27.5
Statement 2: In some circumstances, a non-democratic government can be preferable.	19.1	14.2	21.3	13.8	17.6
Statement 1: Democracy is preferable to any other kind of government.	53.0	52.4	49.4	56.3	52.8
Refused	0.5	0.2	0.5	0.2	0.4
Don't know	1.3	2.7	1.9	1.6	1.7

Q18. Which of the following statements is closest to your view?

Statement 1: It is more important to have a government that can get things done, even if we have no influence over what it does.

Statement 2: It is more important for citizens to be able to hold government accountable, even if that means it makes decisions more slowly.

	Urban	Rural	Men	Women	Total
Strongly agree with statement 1	16.4	17.4	18.5	14.9	16.7
Agree with statement 1	11.4	10.0	12.4	9.6	11.0
Agree with statement 2	20.9	15.7	17.6	20.9	19.3
Strongly agree with statement 2	47.7	52.0	47.4	50.8	49.1
Agree with neither	1.3	1.6	1.6	1.1	1.4
Refused	0.1	0.3	0.1	0.2	0.1
Don't know	2.1	3.1	2.5	2.4	2.4

Q27A. Which of the following statements is closest to your view?

Statement 1: [Members of Parliament] represent the people; therefore they should make laws for this country, even if the [president] does not agree.

Statement 2: Since the [president] represents all of us, he should pass laws without worrying about what [Parliament] thinks.

	Urban	Rural	Men	Women	Total
Strongly agree with statement 1	17.9	19.3	18.5	18.2	18.3
Agree with statement 1	11.0	6.9	10.5	8.8	9.7
Agree with statement 2	17.9	15.2	15.2	19.0	17.1
Strongly agree with statement 2	40.9	45.7	42.4	42.5	42.5
Agree with neither	9.8	8.2	11.0	7.6	9.3
Refused	0.1	0.3	0.1	0.2	0.1
Don't know	2.4	4.4	2.3	3.7	3.0

Q27B. Which of the following statements is closest to your view?

Statement 1: [Parliament] should ensure that the [president] explains to it on a regular basis how [his] government spends taxpayers' money.

Statement 2: The [president] should be able to devote [his] full attention to developing the country rather than wasting time justifying [his] actions.

	Urban	Rural	Men	Women	Total
Strongly agree with statement 1	21.2	19.7	22.4	19.0	20.7
Agree with statement 1	7.4	5.4	7.1	6.5	6.8
Agree with statement 2	18.8	17.5	15.7	21.1	18.4
Strongly agree with statement 2	48.8	51.0	49.8	49.2	49.5
Agree with neither	1.7	2.2	2.3	1.4	1.9
Refused	0.1	0.3	0.2	0.2	0.2
Don't know	1.9	3.9	2.5	2.6	2.5

Q48A. Who should be responsible for: Making sure that, once elected, members of [Parliament] do their jobs?

	Urban	Rural	Men	Women	Total
President/Executive	65.2	65.2	64.8	65.6	65.2
Parliament/County assembly	4.3	4.0	4.2	4.3	4.2
Their political party	2.5	2.7	2.9	2.2	2.6
The voters	22.6	21.9	22.5	22.2	22.4
No one	1.6	1.4	2.0	1.1	1.6
Refused	0.7		0.9	0.1	0.5
Don't know	3.0	4.8	2.6	4.5	3.6

Q48B. Who should be responsible for: Making sure that, once elected, the president does his or her job?

	Urban	Rural	Men	Women	Total
President/Executive	25.5	22.4	23.7	25.3	24.5
Parliament/County assembly	15.1	14.6	17.9	11.9	14.9
Their political party	2.9	1.8	1.7	3.4	2.6
The voters	48.2	53.7	49.2	50.7	50.0
No one	3.0	1.7	3.5	1.7	2.6
Refused	0.1			0.1	0.1
Don't know	5.2	5.8	4.0	6.9	5.4

Q27C. Which of the following statements is closest to your view?

Statement 1: After losing an election, opposition parties should monitor and criticize the government in order to hold it accountable.

Statement 2: Once an election is over, opposition parties and politicians should accept defeat and cooperate with government to help it develop the country.

	Urban	Rural	Men	Women	Total
Strongly agree with statement 1	10.9	10.5	12.6	8.9	10.8
Agree with statement 1	5.6	3.8	5.8	4.2	5.0
Agree with statement 2	13.6	17.4	13.3	16.4	14.8
Strongly agree with statement 2	65.6	65.3	64.3	66.7	65.5
Agree with neither	2.0	0.8	2.0	1.2	1.6
Refused	0.6	0.5	0.7	0.4	0.6
Don't know	1.7	1.8	1.3	2.2	1.7

Q29A. Which of the following statements is closest to your view?**Statement 1: The Constitution should limit the [president] to serving a maximum of two terms in office.****Statement 2: There should be no constitutional limit on how long the [president] can serve.**

	Urban	Rural	Men	Women	Total
Strongly agree with statement 1	43.0	43.0	48.9	37.1	43.0
Agree with statement 1	14.1	12.1	14.4	12.5	13.4
Agree with statement 2	14.4	14.4	10.8	18.0	14.4
Strongly agree with statement 2	24.7	26.6	23.5	27.1	25.3
Agree with neither	1.7	1.8	1.4	2.0	1.7
Refused	0.2	0.3	0.1	0.4	0.3
Don't know	1.9	1.7	0.9	2.8	1.8

Q29B. Which of the following statements is closest to your view?**Statement 1: Tunisia's armed forces should never intervene in the country's political process.****Statement 2: It is legitimate for the armed forces to take control of government when elected leaders abuse power for their own ends.**

	Urban	Rural	Men	Women	Total
Strongly agree with statement 1	21.4	15.1	23.7	15.1	19.4
Agree with statement 1	7.1	4.9	6.8	5.9	6.4
Agree with statement 2	16.5	14.2	14.5	17.1	15.8
Strongly agree with statement 2	52.6	62.9	52.4	59.4	55.9
Agree with neither	1.1	0.2	1.3	0.3	0.8
Refused	0.2	0.6	0.3	0.4	0.3
Don't know	1.1	2.0	1.1	1.7	1.4

Q30. In your opinion, how much of a democracy is Tunisia today?

	Urban	Rural	Men	Women	Total
Not a democracy	30.5	32.4	34.0	28.2	31.1
A democracy, with major problems	39.5	36.6	36.1	41.0	38.5
A democracy, but with minor problems	19.9	17.3	20.7	17.5	19.1
A full democracy	7.7	9.3	8.0	8.4	8.2
Do not understand question/Do not understand what "democracy" is	1.1	3.9	1.1	2.9	2.0
Don't know	1.2	0.5	0.1	1.9	1.0
Refused	0.1			0.1	0.1

Q31. Overall, how satisfied are you with the way democracy works in Tunisia?

	Urban	Rural	Men	Women	Total
Tunisia is not a democracy	2.8	2.9	2.7	2.9	2.8
Not at all satisfied	35.2	39.4	37.5	35.6	36.5
Not very satisfied	19.7	22.8	22.7	18.7	20.7
Fairly satisfied	35.3	24.3	29.5	34.1	31.8
Very satisfied	5.1	7.0	6.3	5.1	5.7
Refused	0.1	0.2	0.2	0.1	0.1
Don't know	1.8	3.4	1.2	3.4	2.3

Q32A. Do you think that this country is more democratic, less democratic or about the same than it was five years ago?

	Urban	Rural	Men	Women	Total
Much less democratic	18.2	19.2	19.9	17.2	18.5
Somewhat less democratic	15.9	12.8	15.6	14.2	14.9
About the same	40.1	39.4	37.8	42.0	39.9
Somewhat more democratic	11.8	8.5	11.7	9.9	10.8
Much more democratic	10.0	15.9	12.2	11.6	11.9
Refused	0.3	0.2	0.1	0.5	0.3
Don't know	3.6	4.0	2.7	4.8	3.7

Q32B. Do you think that in five years' time this country will be more democratic than it is now, less democratic, or about the same?

	Urban	Rural	Men	Women	Total
Much less democratic	9.1	8.2	11.4	6.2	8.8
Somewhat less democratic	5.8	4.1	5.1	5.4	5.2
About the same	33.6	36.5	34.3	34.7	34.5
Somewhat more democratic	16.0	11.7	14.6	14.7	14.6
Much more democratic	20.9	22.1	22.0	20.7	21.3
Refused	0.3	0.2	0.4	0.1	0.2
Don't know	14.4	17.3	12.3	18.3	15.3

Responsive and transparent government

Q19A. Which of the following statements is closest to your view?

Statement 1: The government is like the people's boss. People should respect the government and do what it directs.

Statement 2: The government is like the people's employee. It should respect citizens and do what they request.

	Urban	Rural	Men	Women	Total
Strongly agree with Statement 1	24.3	24.1	24.7	23.8	24.2
Agree with Statement 1	9.3	11.9	9.2	11.1	10.1
Agree with Statement 2	13.4	10.0	10.9	13.7	12.3
Strongly agree with Statement 2	44.1	46.6	47.1	42.6	44.9
Agree with neither	8.1	7.1	7.6	8.0	7.8
Refused	0.2	0.3	0.2	0.2	0.2
Don't know	0.6	0.1	0.3	0.6	0.4

Q19B. Which of the following statements is closest to your view?

Statement 1: Our elected officials should listen to constituents' views and do what they demand.

Statement 2: Our elected leaders should follow their own ideas in deciding what is best for the country.

	Urban	Rural	Men	Women	Total
Strongly agree with Statement 1	44.6	37.0	43.3	41.0	42.2
Agree with Statement 1	16.0	10.6	13.7	14.9	14.3
Agree with Statement 2	12.4	15.1	12.5	14.0	13.3
Strongly agree with Statement 2	22.8	31.4	26.1	24.9	25.5
Agree with neither	2.5	3.9	3.2	2.8	3.0
Refused	0.3	0.3	0.4	0.2	0.3
Don't know	1.4	1.6	0.8	2.2	1.5

Q75. For each of the following statements, please tell me whether you disagree or agree: Information held by public authorities is only for use by government officials; it should not have to be shared with the public?

	Urban	Rural	Men	Women	Total
Strongly disagree	32.4	38.2	34.9	33.5	34.2
Disagree	23.8	13.8	19.5	21.8	20.6
Neither agree nor disagree	5.5	4.4	5.2	5.1	5.1
Agree	19.0	19.2	20.1	18.1	19.1
Strongly agree	14.9	17.0	17.2	14.0	15.6
Refused	0.1			0.1	0.1
Don't know	4.2	7.4	3.1	7.5	5.3

Q76A. I would like to ask you about what kinds of information should be shared with the public and which should not. For each of the following, please tell me whether ordinary citizens and news media should have the right to obtain this information from government, or whether government should be allowed to keep the information away from the public: Budgets and expenditures for the local government council?

	Urban	Rural	Men	Women	Total
No, this information should only be for government use	18.3	22.4	19.1	20.1	19.6
Yes, this information should be available to the public	79.5	74.5	79.2	76.6	77.9
Refused	0.1			0.1	0.1
Don't know	2.1	3.1	1.7	3.2	2.5

Q76B. For each of the following, please tell me whether ordinary citizens and news media should have the right to obtain this information from government, or whether government should be allowed to keep the information away from the public: All bids and contracts with businesses that have competed for government-funded projects or purchases?

	Urban	Rural	Men	Women	Total
No, this information should only be for government use	27.1	29.2	26.8	28.7	27.8
Yes, this information should be available to the public	68.4	67.0	71.7	64.1	67.9
Refused	0.1			0.1	0.1
Don't know	4.5	3.8	1.5	7.0	4.3

Q76C. For each of the following, please tell me whether ordinary citizens and news media should have the right to obtain this information from government, or whether government should be allowed to keep the information away from the public: Salary information for teachers and local government officials?

	Urban	Rural	Men	Women	Total
No, this information should only be for government use	42.4	38.0	40.3	41.8	41.0
Yes, this information should be available to the public	55.0	60.1	58.4	54.9	56.6
Refused	0.1			0.1	0.1
Don't know	2.5	1.9	1.4	3.2	2.3

Q35A. How likely is it that you could get the following information from government or other public institutions, or haven't you heard enough to say: If you contacted the local school to find out what the school's budget is and how the funds have been used?

	Urban	Rural	Men	Women	Total
Not at all likely	68.0	78.3	73.4	69.1	71.3
Not very likely	10.5	4.6	8.4	8.9	8.6
Somewhat likely	10.8	7.6	9.4	10.2	9.8
Very likely	4.0	2.9	3.4	3.9	3.6
Refused	0.2		0.1	0.2	0.1
Don't know	6.5	6.6	5.3	7.8	6.5

Q35B. How likely is it that you could get the following information from government or other public institutions, or haven't you heard enough to say: If you contacted your local government office to find out about the local development plan and budget?

	Urban	Rural	Men	Women	Total
Not at all likely	68.8	77.4	72.2	70.8	71.5
Not very likely	8.4	6.1	7.5	7.9	7.7
Somewhat likely	10.9	7.4	11.0	8.5	9.8
Very likely	3.4	2.9	3.7	2.8	3.3
Refused	0.2		0.1	0.2	0.2
Don't know	8.3	6.2	5.4	9.8	7.6

Q35C. How likely is it that you could get the following information from government or other public institutions, or haven't you heard enough to say: If you contacted your local government office to request to see a contract for a government-funded project or purchase?

	Urban	Rural	Men	Women	Total
Not at all likely	71.5	79.2	75.6	72.3	73.9
Not very likely	9.7	5.2	7.6	9.0	8.3
Somewhat likely	9.1	6.9	8.7	8.1	8.4
Very likely	2.8	2.0	3.5	1.7	2.6
Refused	0.2		0.1	0.2	0.1
Don't know	6.6	6.8	4.6	8.8	6.7

Q34A. How much of the time do you think the following try their best to listen to what ordinary people have to say: Members of the Representative Assembly of the People?

	Urban	Rural	Men	Women	Total
Never	75.1	82.0	78.6	76.0	77.3
Only sometimes	16.4	11.9	14.3	15.6	14.9
Often	4.7	2.7	3.3	4.8	4.0
Always	2.4	2.3	2.5	2.2	2.4
Refused	0.3	0.2	0.1	0.4	0.2
Don't know	1.2	1.0	1.2	1.0	1.1

Q34B. How much of the time do you think the following try their best to listen to what ordinary people have to say: Members of Members of Municipal Council?

	Urban	Rural	Men	Women	Total
Never	63.6	75.4	68.8	65.8	67.3
Only sometimes	23.7	17.4	22.4	21.0	21.7
Often	5.7	3.1	5.3	4.5	4.9
Always	3.0	2.7	1.8	4.1	2.9
Refused	0.2	0.2	0.1	0.3	0.2
Don't know	3.8	1.2	1.6	4.3	3.0

Q11A. In your opinion, how likely is it that you could get together with others and make your elected municipal councillor listen to your concerns about a matter of importance to the community?

	Urban	Rural	Men	Women	Total
Not at all likely	45.2	47.7	46.2	45.8	46.0
Not very likely	9.4	4.6	6.6	9.2	7.9
Somewhat likely	23.7	23.7	24.3	23.1	23.7
Very likely	20.8	23.5	22.1	21.3	21.7
Don't know	0.8	0.5	0.8	0.6	0.7

Q36A. How likely is it that you could get someone to take action: If you went to a local leader or a local government office to request assistance for a development project in your community, like an improved water supply or community clean-up activity?

	Urban	Rural	Men	Women	Total
Not at all likely	57.0	68.1	63.5	57.5	60.5
Not very likely	12.3	7.5	9.9	11.7	10.8
Somewhat likely	20.9	15.4	18.9	19.4	19.2
Very likely	6.1	4.4	4.9	6.2	5.6
Refused	0.1		0.2		0.1
Don't know	3.5	4.5	2.6	5.2	3.9

Q36B. How likely is it that you could get someone to take action: If you went to the local school to report teacher misbehaviour such as absenteeism or mistreatment of students?

	Urban	Rural	Men	Women	Total
Not at all likely	40.8	54.1	46.9	43.2	45.0
Not very likely	6.8	7.7	8.0	6.1	7.1
Somewhat likely	29.8	21.1	27.4	26.7	27.1
Very likely	17.1	11.9	14.0	16.9	15.4
Refused	0.2		0.1	0.1	0.1
Don't know	5.3	5.3	3.6	7.0	5.3

Q36C. How likely is it that you could get someone to take action: If you went to a local government office or anti-corruption authority to report corrupt behaviour like misuse of funds or requests for bribes?

	Urban	Rural	Men	Women	Total
Not at all likely	48.7	65.4	58.1	49.9	54.0
Not very likely	11.2	8.6	9.4	11.4	10.4
Somewhat likely	25.2	12.7	20.5	22.0	21.2
Very likely	9.6	8.1	8.0	10.3	9.1
Refused	5.3	5.1	4.1	6.4	5.2
Don't know	48.7	65.4	58.1	49.9	54.0

Freedom

See related questions under “Media.”

Q9A. In this country, how free are you to say what you think?

	Urban	Rural	Men	Women	Total
Not at all free	9.5	8.5	11.3	7.0	9.2
Not very free	7.7	6.1	6.4	8.0	7.2
Somewhat free	24.2	20.6	21.3	24.8	23.0
Completely free	58.2	63.6	60.1	59.7	59.9
Don't know	0.4	1.3	0.9	0.5	0.7

Q9B. In this country, how free are you to join any political organization you want?

	Urban	Rural	Men	Women	Total
Not at all free	12.7	13.9	15.9	10.2	13.1
Not very free	8.5	6.6	7.5	8.3	7.9
Somewhat free	20.4	18.4	17.3	22.2	19.8
Completely free	50.8	56.9	55.0	50.5	52.8
Refused	1.7	0.6	1.6	1.0	1.3
Don't know	5.9	3.5	2.6	7.7	5.2

Q9C. In this country, how free are you to choose who to vote for without feeling pressured?

	Urban	Rural	Men	Women	Total
Not at all free	5.0	6.5	6.9	4.0	5.5
Not very free	3.5	2.0	3.0	3.0	3.0
Somewhat free	11.6	9.6	10.5	11.5	11.0
Completely free	77.8	80.2	77.5	79.6	78.5
Refused	0.5	0.3	0.8	0.1	0.5
Don't know	1.6	1.3	1.1	1.9	1.5

Q33D. In your opinion, how often, in this country, do people have to be careful of what they say about politics?

	Urban	Rural	Men	Women	Total
Never	27.6	30.5	29.6	27.5	28.5
Rarely	24.2	16.9	24.2	19.5	21.9
Often	18.3	16.1	15.4	19.8	17.6
Always	26.8	28.8	27.2	27.7	27.4
Refused		0.3		0.2	0.1
Don't know	3.1	7.4	3.6	5.4	4.5

Q15. Let's talk for a moment about the kind of society you would like to have in this country. Which of the following statements is closest to your view?

Statement 1: The government should be able to ban any organization that goes against its policies.

Statement 2: We should be able to join any organization, whether or not the government approves of it.

	Urban	Rural	Men	Women	Total
Strongly agree with statement 1	22.2	23.7	22.9	22.5	22.7
Agree with statement 1	15.3	9.0	15.3	11.3	13.3
Agree with statement 2	19.6	22.1	19.5	21.3	20.4
Strongly agree with statement 2	36.4	38.7	35.9	38.3	37.1
Agree with neither	3.8	2.2	3.9	2.6	3.3
Don't know	0.1	0.5	0.1	0.3	0.2

Citizenship and participation

See related questions under "Elections."

Q8. When you get together with your friends or family, how often would you say you discuss political matters?

	Urban	Rural	Men	Women	Total
Frequently	37.6	48.2	37.2	44.8	41.0
Occasionally	44.4	37.8	43.2	41.4	42.3
Never	17.9	13.7	19.4	13.7	16.5
Refused		0.4	0.2		0.1
Don't know	0.1			0.2	0.1

Q10A. Here is a list of actions that people sometimes take as citizens. For each of these, please tell me whether you, personally, have done any of these things during the past year. [If "No":] Would you do this if you had the chance: Attended a community meeting?

	Urban	Rural	Men	Women	Total
No, would never do this	43.1	40.2	39.2	45.2	42.2
No, would do it if I had the chance	45.9	46.9	43.1	49.4	46.2
Once or twice	6.5	8.0	11.0	3.0	7.0
Several times	2.4	4.9	4.8	1.6	3.2
Often	1.7		1.8	0.5	1.2
Refused	0.3		0.2	0.3	0.2

Q10B. Here is a list of actions that people sometimes take as citizens. For each of these, please tell me whether you, personally, have done any of these things during the past year. [If "No":] Would you do this if you had the chance: Got together with others to raise an issue?

	Urban	Rural	Men	Women	Total
No, would never do this	39.1	42.3	36.0	44.3	40.1
No, would do it if I had the chance	33.8	40.0	33.2	38.4	35.8
Once or twice	11.9	6.2	12.8	7.5	10.1
Several times	9.5	9.1	12.1	6.6	9.3
Often	5.2	2.1	5.7	2.7	4.2
Refused	0.4	0.3	0.3	0.4	0.4

Q10C. Here is a list of actions that people sometimes take as citizens. For each of these, please tell me whether you, personally, have done any of these things during the past year. [If “No”:] Would you do this if you had the chance: Participated in a demonstration or protest march?

	Urban	Rural	Men	Women	Total
No, would never do this	62.7	62.9	60.2	65.4	62.8
No, would do it if I had the chance	23.0	26.7	23.0	25.4	24.2
Once or twice	8.0	5.3	9.6	4.7	7.1
Several times	4.3	4.3	5.5	3.1	4.3
Often	1.8	0.5	1.7	1.0	1.4
Refused	0.2	0.3		0.4	0.2

Q11B. During the past year, how often have you contacted any of the following persons about some important problem or to give them your views: A municipal councillor?

	Urban	Rural	Men	Women	Total
Never	82.6	89.9	78.7	91.2	84.9
Only once	7.7	6.4	10.3	4.2	7.3
A few times	6.6	2.6	7.1	3.6	5.4
Often	2.9	1.1	3.7	0.9	2.3
Don't know	0.1		0.2		0.1

Q11C. During the past year, how often have you contacted any of the following persons about some important problem or to give them your views: A member of the Representative Assembly of the People?

	Urban	Rural	Men	Women	Total
Never	96.1	98.4	96.3	97.4	96.8
Only once	1.7	1.0	1.5	1.4	1.5
A few times	1.7	0.2	1.7	0.7	1.2
Often	0.5	0.4	0.4	0.5	0.5

Q11D. During the past year, how often have you contacted any of the following persons about some important problem or to give them your views: A political party official?

	Urban	Rural	Men	Women	Total
Never	95.0	97.9	94.1	97.7	95.9
Only once	2.0	1.0	3.0	0.4	1.7
A few times	1.5	0.9	1.6	1.0	1.3
Often	1.6	0.2	1.4	0.8	1.1

Q89A. Do you feel close to any particular political party?

	Urban	Rural	Men	Women	Total
No (does NOT feel close to ANY party)	92.2	94.1	90.6	95.0	92.8
Yes (feels close to a party)	6.9	5.9	8.7	4.5	6.6
Refused	0.6		0.4	0.5	0.4
Don't know	0.3		0.4	0.1	0.2

Q89B: Which party is that?

	Urban	Rural	Men	Women	Total
Ennahdha	1.6	1.0	1.5	1.3	1.4
Qalb Tounes		0.2		0.1	0.1
Democratic Current	0.2		0.1	0.1	0.1
Dignity coalition	0.2		0.3		0.1
Free Constitutional party	2.0	1.7	2.4	1.4	1.9
People's Movement	0.3		0.4		0.2
Nidaa Tounes	0.1			0.1	0.1
Afek Tounes	0.1		0.1		0.1
Other	1.9	1.0	2.3	0.9	1.6
Not applicable	93.1	94.1	91.3	95.5	93.4
Refused	0.5	1.5	1.4	0.3	0.8
Don't know	0.1	0.5	0.2	0.2	0.2

Rule of law

Q28. Which of the following statements is closest to your view?

Statement 1: Since the President was elected to lead the country, he should not be bound by laws or court decisions that he thinks are wrong.

Statement 2: The President must always obey the laws and the courts, even if he thinks they are wrong.

	Urban	Rural	Men	Women	Total
Strongly agree with Statement 1	38.5	43.9	37.3	43.1	40.2
Agree with Statement 1	14.4	11.3	12.2	14.6	13.4
Agree with Statement 2	13.9	14.0	14.1	13.7	13.9
Strongly agree with Statement 2	26.2	23.2	27.5	23.0	25.2
Agree with neither	4.6	2.9	5.5	2.6	4.0
Refused	0.7	0.8	1.1	0.3	0.7
Don't know	1.8	3.9	2.3	2.7	2.5

Q33B. In your opinion, how often, in this country, does the president ignore the courts and laws of this country?

	Urban	Rural	Men	Women	Total
Never	14.4	13.5	16.7	11.5	14.1
Rarely	34.3	36.8	36.9	33.3	35.1
Often	18.2	16.3	16.2	19.1	17.6
Always	17.3	16.0	18.1	15.6	16.9
Refused	0.3	0.3	0.2	0.4	0.3
Don't know	15.5	17.1	11.9	20.0	16.0

Q33C. In your opinion, how often, in this country, does the president ignore the Representative Assembly of the People and just do what he wants?

	Urban	Rural	Men	Women	Total
Never	8.2	6.4	9.4	5.9	7.7
Rarely	31.1	36.0	32.9	32.3	32.6
Often	24.7	19.1	22.8	23.1	23.0
Always	28.1	29.8	28.4	28.9	28.6
Refused	0.1	0.6	0.1	0.3	0.2
Don't know	7.8	8.2	6.4	9.5	7.9

Q33E. In your opinion, how often, in this country, are people treated unequally under the law?

	Urban	Rural	Men	Women	Total
Never	4.5	4.8	3.9	5.3	4.6
Rarely	12.4	15.0	13.5	12.9	13.2
Often	27.5	22.3	25.8	25.9	25.8
Always	52.4	54.5	54.6	51.5	53.0
Refused		0.2		0.1	0.0
Don't know	3.3	3.3	2.3	4.3	3.3

Q33F. In your opinion, how often, in this country, do officials who commit crimes go unpunished?

	Urban	Rural	Men	Women	Total
Never	1.3	1.5	1.9	0.9	1.4
Rarely	5.8	6.7	5.8	6.4	6.1
Often	29.9	24.9	27.6	29.1	28.3
Always	60.1	64.1	61.9	60.7	61.3
Refused	0.1	0.2	0.1	0.1	0.1
Don't know	2.8	2.7	2.8	2.8	2.8

Q33G. In your opinion, how often, in this country, do ordinary people who break the law go unpunished?

	Urban	Rural	Men	Women	Total
Never	25.6	28.5	27.3	25.7	26.5
Rarely	30.7	26.3	26.9	31.7	29.3
Often	17.9	16.3	16.2	18.5	17.4
Always	23.2	26.4	27.0	21.3	24.2
Refused	0.2	0.2	0.2	0.1	0.2
Don't know	2.5	2.3	2.3	2.6	2.5

Elections

See also Q37C (trust in electoral commission) under “Institutions and leaders.”

Q24. Which of the following statements is closest to your view?

Statement 1: We should choose our leaders in this country through regular, open, and honest elections.

Statement 2: Since elections sometimes produce bad results, we should adopt other methods for choosing this country's leaders.

	Urban	Rural	Men	Women	Total
Strongly agree with statement 1	55.1	54.0	56.2	53.4	54.8
Agree with statement 1	16.6	11.6	15.3	14.7	15.0
Agree with statement 2	10.3	12.2	10.7	11.1	10.9
Strongly agree with statement 2	15.7	17.5	16.3	16.3	16.3
Agree with neither	0.8	0.4	0.6	0.8	0.7
Refused	0.1	0.3	0.1	0.2	0.1
Don't know	1.3	3.9	0.9	3.4	2.1

Q25. Which of the following statements is closest to your view?

Statement 1: Political parties create division and confusion; it is therefore unnecessary to have many political parties in Tunisia.

Statement 2: Many political parties are needed to make sure that Tunisians have real choices in who governs them.

	Urban	Rural	Men	Women	Total
Strongly agree with statement 1	49.0	51.0	53.7	45.5	49.6
Agree with statement 1	16.2	12.9	14.0	16.3	15.2
Agree with statement 2	11.4	8.8	9.5	11.6	10.6
Strongly agree with statement 2	20.5	23.7	20.2	22.9	21.5
Agree with neither	1.2	1.0	1.1	1.2	1.2
Refused	0.2	0.2	0.2	0.1	0.2
Don't know	1.5	2.5	1.2	2.4	1.8

Q26. Which of the following statements is closest to your view?

Statement 1: In a democracy, it is better if power sometimes changes hands in elections from one political party to another.

Statement 2: In a democracy, as long as a government is elected by the people in a free and fair election, it doesn't matter if one party always wins and continuously governs the country.

	Urban	Rural	Men	Women	Total
Strongly agree with statement 1	20.7	19.3	21.3	19.2	20.2
Agree with statement 1	9.6	8.8	9.3	9.3	9.3
Agree with statement 2	18.7	16.9	17.0	19.2	18.1
Strongly agree with statement 2	45.8	49.1	47.5	46.2	46.9
Agree with neither	2.4	2.0	2.5	2.1	2.3
Refused	0.2	0.3	0.2	0.3	0.3
Don't know	2.6	3.7	2.2	3.7	2.9

Q33A. In your opinion, how often, in this country, does competition between political parties lead to violent conflict?

	Urban	Rural	Men	Women	Total
Never	1.7	2.0	1.7	1.9	1.8
Rarely	6.1	8.4	8.5	5.2	6.9
Often	20.2	15.0	18.6	18.4	18.5
Always	69.2	69.1	68.8	69.5	69.2
Refused	0.0	0.3		0.3	0.1
Don't know	2.8	5.1	2.4	4.7	3.6

Let's talk about the last national election held in 2019.

Q13. People are not always able to vote in elections, for example, because they weren't registered, they were unable to go, or someone prevented them from voting. How about you? In the last national election held in 2019, did you vote, or not, or were you too young to vote? Or can't you remember whether you voted?

	Urban	Rural	Men	Women	Total
I did not vote	36.7	38.8	36.3	38.4	37.4
I was too young to vote	4.6	3.2	4.5	3.8	4.2
I can't remember whether I voted	0.7	0.9	0.1	1.4	0.7
I voted in the election	57.8	57.1	59.1	56.0	57.6
Don't know	0.2			0.3	0.1

Q14A. On the whole, how would you rate the freeness and fairness of the last national election, held in 2019?

	Urban	Rural	Men	Women	Total
Not free and fair	18.2	21.0	18.5	19.7	19.1
Free and fair, but with minor problems	16.3	15.7	15.5	16.8	16.1
Free and fair, but with major problems	24.9	14.9	23.7	19.7	21.7
Completely free and fair	34.1	38.8	37.4	33.7	35.6
Do not understand question	0.7	0.8	0.1	1.3	0.7
Don't know	5.8	8.7	4.8	8.6	6.7

Q14C. During the last national election campaign in 2019, how much did you personally fear becoming a victim of political intimidation or violence?

	Urban	Rural	Men	Women	Total
Not at all	6.0	4.9	3.9	7.4	5.7
A little bit	5.0	5.2	4.6	5.6	5.1
Somewhat	8.0	4.4	5.2	8.4	6.8
A lot	78.6	84.1	85.1	75.7	80.4
Refused	0.3		0.1	0.3	0.2
Don't know	2.1	1.4	1.1	2.6	1.9

Q12A. Think about how elections work in practice in this country, how well do elections ensure that representatives to the Representative Assembly of the People reflect the views of voters?

	Urban	Rural	Men	Women	Total
Not at all well	36.8	37.8	40.3	33.8	37.1
Not very well	16.0	15.0	15.7	15.7	15.7
Fairly well	26.6	21.1	25.4	24.3	24.9
Very well	10.3	12.1	8.6	13.1	10.9
Refused	0.4	0.7	0.7	0.3	0.5
Don't know	9.9	13.4	9.3	12.7	11.0

Q12B. Think about how elections work in practice in this country, how well do elections enable voters to remove from office leaders who do not do what the people want?

	Urban	Rural	Men	Women	Total
Not at all well	30.3	31.8	31.9	29.7	30.8
Not very well	16.5	14.3	16.1	15.4	15.8
Fairly well	25.9	23.9	25.7	24.8	25.2
Very well	17.6	17.5	16.4	18.8	17.6
Refused	0.2	0.5	0.3	0.3	0.3
Don't know	9.5	12.1	9.6	11.0	10.3

14B. How likely do you think it is that powerful people can find out how you voted, even though there is supposed to be a secret ballot in this country?

	Urban	Rural	Men	Women	Total
Not at all likely	34.4	38.2	38.8	32.4	35.6
Not very likely	11.2	5.6	8.7	10.2	9.5
Somewhat likely	18.8	15.3	18.3	17.1	17.7
Very likely	28.7	34.2	30.2	30.7	30.5
Refused	0.1		0.1		0.1
Don't know	6.7	6.7	3.8	9.6	6.7

Q96. If presidential elections were held tomorrow, which candidate's party would you vote for?

	Urban	Rural	Men	Women	Total
Ennahdha movement	1.1	1.0	1.3	0.8	1.1
Heart of Tunisia	0.1			0.1	0.1
Freedom Destourian Party	1.7	0.5	1.0	1.6	1.3
Dignity Coalition	0.1		0.2		0.1
People's Movement	0.2			0.3	0.2
Nidaa Tounes	0.2	0.3	0.2	0.3	0.2
Afek Tounes	0.3		0.4		0.2
Mr. Kais Saied	31.7	29.8	31.1	31.1	31.1
Other	1.9	0.7	1.5	1.5	1.5
Would not vote	28.8	32.5	30.8	29.2	30.0
Refused to answer	2.6	1.1	2.0	2.2	2.1
Don't know	31.3	34.1	31.4	32.9	32.2

Institutions and leaders

See related questions under “Public services and government performance.”

Q37A. How much do you trust each of the following, or haven't you heard enough about them to say: The President?

	Urban	Rural	Men	Women	Total
Not at all	9.6	13.2	12.1	9.4	10.7
Just a little	14.9	12.2	13.6	14.5	14.1
Somewhat	25.1	21.0	23.8	23.7	23.8
A lot	48.6	52.2	49.5	50.0	49.7
Refused		0.1		0.1	0.0
Don't know	1.8	1.3	1.0	2.3	1.6

Q37C. How much do you trust each of the following, or haven't you heard enough about them to say: The Independent High Authority for the Elections (ISIE)?

	Urban	Rural	Men	Women	Total
Not at all	39.9	39.5	43.3	36.2	39.7
Just a little	23.3	22.7	23.1	23.0	23.1
Somewhat	18.8	15.9	16.1	19.6	17.9
A lot	9.0	12.3	9.7	10.3	10.0
Don't know	9.1	9.7	7.7	10.9	9.3

Q37D. How much do you trust each of the following, or haven't you heard enough about them to say: Your municipal council?

	Urban	Rural	Men	Women	Total
Not at all	51.5	58.5	59.3	48.1	53.7
Just a little	23.2	20.0	21.4	23.0	22.2
Somewhat	14.2	8.9	11.3	13.7	12.5
A lot	5.1	5.1	4.8	5.4	5.1
Don't know	6.0	7.4	3.2	9.8	6.5

Q37G. How much do you trust each of the following, or haven't you heard enough about them to say: The police?

	Urban	Rural	Men	Women	Total
Not at all	30.5	25.6	37.8	20.1	28.9
Just a little	23.1	24.6	19.8	27.3	23.5
Somewhat	24.5	21.1	21.9	24.9	23.4
A lot	20.2	27.5	19.2	25.8	22.5
Refused	0.2	0.2	0.4		0.2
Don't know	1.6	1.0	1.0	1.9	1.4

Q37H. How much do you trust each of the following, or haven't you heard enough about them to say: The army?

	Urban	Rural	Men	Women	Total
Not at all	3.8	3.9	5.4	2.3	3.8
Just a little	4.5	4.6	4.3	4.7	4.5
Somewhat	15.7	10.0	15.0	12.8	13.9
A lot	74.4	80.6	74.5	78.2	76.3
Refused		0.2		0.1	0.1
Don't know	1.7	0.8	0.8	2.0	1.4

Q37I. How much do you trust each of the following, or haven't you heard enough about them to say: Courts of law?

	Urban	Rural	Men	Women	Total
Not at all	29.2	26.2	35.7	20.7	28.2
Just a little	24.2	30.3	23.4	28.8	26.1
Somewhat	25.7	20.1	22.7	25.2	24.0
A lot	16.9	21.2	16.5	20.0	18.2
Refused		0.2	0.1		0.1
Don't know	4.0	1.9	1.5	5.2	3.4

Q37K. How much do you trust each of the following, or haven't you heard enough about them to say: Religious leaders?

	Urban	Rural	Men	Women	Total
Not at all	29.2	26.2	35.7	20.7	28.2
Just a little	24.2	30.3	23.4	28.8	26.1
Somewhat	25.7	20.1	22.7	25.2	24.0
A lot	16.9	21.2	16.5	20.0	18.2
Refused		0.2	0.1		0.1
Don't know	4.0	1.9	1.5	5.2	3.4

Q47A. Do you approve or disapprove of the way that the following people have performed their jobs over the past 12 months, or haven't you heard enough about them to say: President Kais Saied?

	Urban	Rural	Men	Women	Total
Strongly disapprove	8.7	8.1	8.0	8.9	8.5
Disapprove	9.9	9.2	9.4	10.0	9.7
Approve	33.0	31.5	34.4	30.6	32.5
Strongly approve	38.0	42.9	41.4	37.6	39.5
Refused	0.6		0.6	0.3	0.4
Don't know	9.9	8.3	6.2	12.6	9.4

Q47B. Do you approve or disapprove of the way that the following people have performed their jobs over the past 12 months, or haven't you heard enough about them to say: Your member of the Representative Assembly of the People?

	Urban	Rural	Men	Women	Total
Strongly disapprove	52.0	57.1	55.7	51.5	53.6
Disapprove	17.9	15.5	18.7	15.6	17.1
Approve	6.1	7.4	8.1	4.9	6.5
Strongly approve	2.9	3.4	2.8	3.4	3.1
Refused	0.8		1.0	0.1	0.6
Don't know	20.3	16.5	13.7	24.5	19.1

Q47C. Do you approve or disapprove of the way that the following people have performed their jobs over the past 12 months, or haven't you heard enough about them to say: Your elected municipal councillor?

	Urban	Rural	Men	Women	Total
Strongly disapprove	39.1	50.6	47.5	38.0	42.8
Disapprove	18.9	17.2	18.3	18.4	18.4
Approve	14.9	11.4	14.4	13.2	13.8
Strongly approve	3.4	2.5	3.0	3.2	3.1
Refused	0.4		0.4	0.2	0.3
Don't know	23.2	18.3	16.3	27.0	21.6



Corruption

Also see questions in:

- “Public services and government performance” about government performance in fighting corruption (Q46J) and bribe-paying for public services (Q40-Q43)
- “Responsive and transparent government” about government action in response to reported corruption (Q36C)
- “COVID-19” about corruption in the management of pandemic-related resources (Q62)

Q38A. How many of the following people do you think are involved in corruption, or haven't you heard enough about them to say: The President and officials in his office?

	Urban	Rural	Men	Women	Total
None	29.8	31.3	31.6	28.9	30.2
Some of them	33.1	34.0	34.6	32.1	33.4
Most of them	16.0	15.9	15.5	16.4	15.9
All of them	5.5	6.3	5.6	6.0	5.8
Refused	0.3	0.4	0.7		0.4
Don't know	15.3	12.0	11.9	16.7	14.3

Q38C. How many of the following people do you think are involved in corruption, or haven't you heard enough about them to say: Civil servants?

	Urban	Rural	Men	Women	Total
None	3.7	2.7	3.2	3.5	3.4
Some of them	32.2	28.9	29.5	32.8	31.1
Most of them	39.4	47.2	42.5	41.3	41.9
All of them	18.2	16.8	20.5	14.9	17.7
Refused	0.4		0.5		0.3
Don't know	6.2	4.5	3.8	7.5	5.6

38D. How many of the following people do you think are involved in corruption, or haven't you heard enough about them to say: Members of your municipal council?

	Urban	Rural	Men	Women	Total
None	6.6	6.1	8.2	4.6	6.4
Some of them	31.5	27.4	28.2	32.2	30.2
Most of them	33.6	34.7	36.4	31.4	33.9
All of them	16.1	14.9	17.6	13.8	15.7
Refused	0.1			0.1	0.1
Don't know	12.1	16.9	9.6	17.8	13.7

Q38E. How many of the following people do you think are involved in corruption, or haven't you heard enough about them to say: Police?

	Urban	Rural	Men	Women	Total
None	7.9	15.2	10.2	10.2	10.2
Some of them	34.8	30.8	30.4	36.7	33.5
Most of them	31.6	34.8	36.2	28.9	32.6
All of them	16.6	11.3	17.4	12.4	14.9
Refused		0.2	0.1		0.1
Don't know	9.1	7.8	5.7	11.7	8.7

Q38F. How many of the following people do you think are involved in corruption, or haven't you heard enough about them to say: Judges and magistrates?

	Urban	Rural	Men	Women	Total
None	7.5	9.0	7.6	8.3	8.0
Some of them	43.6	39.1	39.3	45.1	42.2
Most of them	28.0	31.7	32.4	26.0	29.2
All of them	11.5	11.2	14.6	8.2	11.4
Don't know	9.3	9.0	6.1	12.4	9.2

Q38G. How many of the following people do you think are involved in corruption, or haven't you heard enough about them to say: Tax officials, like officials from the Ministry of Finance -Tax Administration?

	Urban	Rural	Men	Women	Total
None	7.0	7.3	8.7	5.5	7.1
Some of them	29.3	33.9	29.9	31.5	30.7
Most of them	39.4	33.0	36.8	38.0	37.4
All of them	15.5	14.8	18.3	12.2	15.3
Refused		0.4	0.1	0.1	0.1
Don't know	8.8	10.6	6.1	12.7	9.4

Q38I. How many of the following people do you think are involved in corruption, or haven't you heard enough about them to say: Religious leaders?

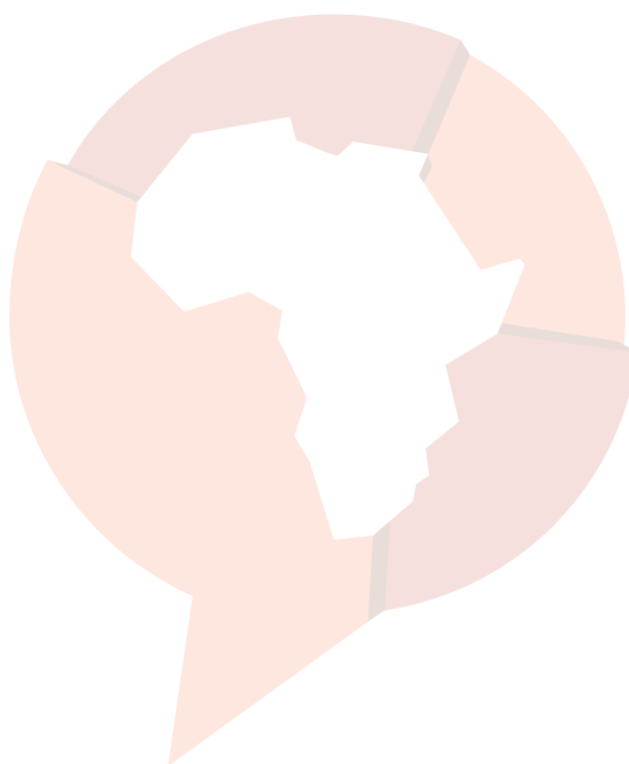
	Urban	Rural	Men	Women	Total
None	12.1	13.6	14.0	11.2	12.6
Some of them	44.4	39.8	42.1	43.8	42.9
Most of them	20.9	22.4	22.5	20.3	21.4
All of them	13.5	12.9	13.0	13.6	13.3
Refused	0.1	0.4	0.2	0.1	0.2
Don't know	9.0	11.0	8.2	11.1	9.7

Q39A. In your opinion, over the past year, has the level of corruption in this country increased, decreased, or stayed the same?

	Urban	Rural	Men	Women	Total
Increased a lot	54.5	59.4	56.0	56.0	56.0
Increased somewhat	11.5	9.5	10.4	11.4	10.9
Stayed the same	18.1	14.8	17.2	16.9	17.1
Decreased somewhat	8.1	10.4	10.4	7.3	8.8
Decreased a lot	5.9	4.1	5.1	5.5	5.3
Refused	1.9	1.8	0.9	2.9	1.9
Don't know	54.5	59.4	56.0	56.0	56.0

Q39B. In this country, can ordinary people report incidents of corruption without fear, or do they risk retaliation or other negative consequences if they speak out?

	Urban	Rural	Men	Women	Total
Can report without fear	18.1	20.8	19.9	18.0	19.0
Risk retaliation or other negative consequences	79.1	76.6	77.5	79.0	78.3
Refused	0.1		0.2		0.1
Don't know	2.7	2.7	2.5	2.9	2.7



Public services and government performance

See related questions in the sections on “Respondents and their households” (about electricity at the household level), “Institutions and leaders,” and “Security, crime, and the police.”

Services and facilities in the enumeration area

The questions in this section asked Afrobarometer enumerators to record the availability or condition of selected facilities and services in or near each primary sampling unit/enumeration area (PSU/EA). Because these data are captured at the EA level, the sample size is significantly smaller, and the margins of error significantly larger, than for findings captured at the individual or household levels.

EA-SVC-A. Are the following services present in the PSU/EA: Electricity grid that most houses can access?

	Urban	Rural	Men	Women	Total
Yes	100.0	100.0	100.0	100.0	100.0

EA-SVC-B. Are the following services present in the PSU/EA: Piped water system that most houses can access?

	Urban	Rural	Men	Women	Total
No		23.4	7.5	7.2	7.3
Yes	100.0	76.6	92.5	92.8	92.7

EA-SVC-C. Are the following services present in the PSU/EA: Sewage system that most houses can access?

	Urban	Rural	Men	Women	Total
No	2.8	56.2	20.6	18.8	19.7
Yes	96	42.4	77.9	80.2	79
Cannot determine	1.2	1.5	1.6	1	1.3

EA-SVC-D. Are the following services present in the PSU/EA: Mobile phone service?

	Urban	Rural	Men	Women	Total
No		9.5	3.2	2.8	3
Yes	100.0	90.5	96.8	97.2	97

EA-SVC-E. Are the following services present in the PSU/EA: Borehole or tubewell?

	Urban	Rural	Men	Women	Total
No	14.1	3.6	10.0	11.5	10.8
Yes	54.6	69.2	59.0	59.5	59.2
Cannot determine	31.3	27.3	31.0	29.0	30.0

EA-FAC-A. Are the following facilities present in the PSU/EA or in easy walking distance: Post office?

	Urban	Rural	Men	Women	Total
No	10.0	61.4	26.3	26.2	26.3
Yes	85.4	35.4	69.2	70.0	69.6
Cannot determine	4.6	3.2	4.5	3.8	4.2

EA-FAC-B. Are the following facilities present in the PSU/EA or in easy walking distance: School (private or public or both)?

	Urban	Rural	Men	Women	Total
No		11.2	3.4	3.7	3.6
Yes	100.0	88.8	96.6	96.3	96.4

EA-FAC-C. Are the following facilities present in the PSU/EA or in easy walking distance: Police station?

	Urban	Rural	Men	Women	Total
No	12.5	65.2	28.9	29.5	29.2
Yes	80.5	30.0	64.5	64.4	64.5
Cannot determine	7.0	4.8	6.5	6.1	6.3

EA-FAC-D. Are the following facilities present in the PSU/EA or in easy walking distance: Health clinic (private or public or both)?

	Urban	Rural	Men	Women	Total
No	5.1	46.0	18.1	17.9	18.0
Yes	91.0	52.2	79.0	78.4	78.7
Cannot determine	4.0	1.8	2.9	3.6	3.3

EA-FAC-E. Are the following facilities present in the PSU/EA or in easy walking distance: Market stalls (selling groceries and/or clothing)?

	Urban	Rural	Men	Women	Total
No	2.5	9.2	4.6	4.6	4.6
Yes	97.5	90.8	95.4	95.4	95.4

EA-FAC-F. Are the following facilities present in the PSU/EA or in easy walking distance: Bank, money transfer point, mobile banking services, or ATM?

	Urban	Rural	Men	Women	Total
No	18.2	78.4	38.4	36.1	37.3
Yes	72.1	15.1	52.9	55.2	54.1
Cannot determine	9.7	6.5	8.6	8.7	8.7

EA-FAC-F2. Are the following facilities present in the PSU/EA or in easy walking distance: A social center, government help center, or other government office where people can request help with problems?

	Urban	Rural	Men	Women	Total
No	29.2	67.5	41.6	41.2	41.4
Yes	61.9	26.0	49.6	51.4	50.5
Cannot determine	8.9	6.5	8.8	7.5	8.1

EA-FAC-G. Are the following facilities present in the PSU/EA or in easy walking distance: Is there any kind of paid transport, such as a bus, taxi, moped, or other form available on a daily basis?

	Urban	Rural	Men	Women	Total
No	0.9	16.2	6.2	5.4	5.8
Yes	98.1	83.8	93.1	94.1	93.6
Cannot determine	1.0		0.7	0.6	0.7

EA-SEC-A. In the PSU/EA, did you (or any of your colleagues) see any police officers or police vehicles?

	Urban	Rural	Men	Women	Total
No	16.1	57.5	29.4	29.0	29.2
Yes	80.3	39.3	67.0	67.7	67.3
Cannot determine	3.6	3.2	3.6	3.3	3.5

EA-SEC-B. In the PSU/EA, did you (or any of your colleagues) see any soldiers or army vehicles?

	Urban	Rural	Men	Women	Total
No	57.8	61.2	57.7	60.1	58.9
Yes	39.6	35.6	39.3	37.3	38.3
Cannot determine	2.6	3.2	2.9	2.6	2.8

EA-SEC-C. In the PSU/EA, did you (or any of your colleagues) see any roadblocks set up by police or army?

	Urban	Rural	Men	Women	Total
No	49.9	65.2	54.0	55.4	54.7
Yes	48.2	31.6	43.5	42.4	42.9
Cannot determine	1.9	3.2	2.5	2.2	2.3

EA-SEC-D. In the PSU/EA, did you (or any of your colleagues) see any customs checkpoints?

	Urban	Rural	Men	Women	Total
No	77.3	75.6	75.5	78.1	76.8
Yes	19.5	21.1	21.0	19.1	20.0
Cannot determine	3.1	3.2	3.5	2.8	3.1

EA-SEC-E. In the PSU/EA, did you (or any of your colleagues) see any roadblocks or booms set up by private security providers or by the local community?

	Urban	Rural	Men	Women	Total
No	77.4	77.5	75.5	79.3	77.4
Yes	20.7	17.8	21.4	18.2	19.8
Cannot determine	1.9	4.7	3.1	2.5	2.8

EA-ROAD-A. Thinking of the journey here, was the road at the start point in the PSU/EA:

	Urban	Rural	Men	Women	Total
Earth		2.2	0.8	0.6	0.7
Gravel	3.1	5.0	3.7	3.7	3.7
Stone		1.7	0.5	0.6	0.5
Muram	5.1	15.4	9.4	7.3	8.4
Paved/ Tarred	15.1	28.9	20.2	18.7	19.5
Concrete	76.8	46.7	65.4	69.1	67.3

EA-ROAD-B. Thinking of the journey here. what was the most common surface of the road over the last five kilometers before arriving at the start point of the PSU/EA?

	Urban	Rural	Men	Women	Total
Earth		2.2	0.8	0.6	0.7
Gravel	3.1	5.0	3.7	3.7	3.7
Stone		1.7	0.5	0.6	0.5
Muram	5.1	15.4	9.4	7.3	8.4
Paved/Tarred	15.1	28.9	20.2	18.7	19.5
Concrete	76.8	46.7	65.4	69.1	67.3

EA-ROAD-C. Thinking of the journey here. what was the condition of the road in the last 5 kilometres before reaching the start point of the PSU/EA? Was the road in excellent or good condition and easy to traverse. or was it in poor or very poor condition. that is. difficult to traverse due to potholes. waterlogging. or other issues. or was it impassable at any point (e.g. due to a collapsed bridge. fallen tree. flooding. etc.)?

	Urban	Rural	Men	Women	Total
Very poor	1.6	39.0	14.5	12.4	13.5
Poor	6.3	23.9	12.1	11.6	11.9
Fair	25.9	16.4	22.7	23.0	22.8
good	26.9	15.0	22.5	23.8	23.2
Very good	39.3	5.7	28.1	29.2	28.6

Citizens' experiences with public services

Now I would like to talk to you about experiences that some people have in accessing certain essential government services.

Q40A. In the past 12 months, have you had contact with a public school?

	Urban	Rural	Men	Women	Total
No	82.4	85.8	86.2	80.8	83.5
Yes	17.6	14.2	13.8	19.2	16.5

Q40B. How easy or difficult was it to obtain the services you needed from teachers or school officials?

	Urban	Rural	Men	Women	Total
Very difficult	2.1	1.5	1	2.8	1.9
Difficult	4.6	3.2	4	4.3	4.2
easy	6.6	5.3	5	7.4	6.2
Very easy	4.3	4.1	3.8	4.7	4.2
No contact	82.4	85.8	86.2	80.8	83.5

Q40C. How often, if ever, did you have to pay a bribe, give a gift, or do a favour for a teacher or school official in order to get the services you needed from the schools?

	Urban	Rural	Men	Women	Total
Never	15.0	13.2	11.9	16.9	14.4
Once or twice	1.3	0.8	1.0	1.3	1.1
A few times	0.8		0.8	0.3	0.6
Often	0.5	0.2	0.1	0.7	0.4
No contact	82.4	85.8	86.2	80.8	83.5

Q40D. In general, when dealing with teachers and school officials, how much do you feel that they treat you with respect?

	Urban	Rural	Men	Women	Total
Not at all	1.2	0.4	1.1	0.8	1.0
A little bit	2.2	4.5	3.0	2.9	3.0
Somewhat	5.7	2.9	3.4	6.3	4.8
A lot	8.4	6.4	6.4	9.1	7.7
No contact	82.4	85.8	86.2	80.8	83.5

Q41A. In the past 12 months, have you had contact with a public clinic or hospital?

	Urban	Rural	Men	Women	Total
No	56.3	58.7	60.0	54.0	57.0
Yes	43.7	41.3	40.0	46.0	43.0

Q41B. How easy or difficult was it to obtain the medical care you needed?

	Urban	Rural	Men	Women	Total
Very difficult	13.6	15.3	13.3	15.0	14.2
Difficult	13.3	12.2	13.8	12.1	13.0
easy	12.8	10.7	9.9	14.5	12.2
Very easy	4.0	3.1	2.9	4.4	3.7
No contact	56.3	58.7	60.0	54.0	57.0

Q41C. And how often, if ever, did you have to pay a bribe, give a gift, or do a favour for a health worker or clinic or hospital staff in order to get the medical care you needed?

	Urban	Rural	Men	Women	Total
Never	34.8	34.0	29.7	39.5	34.6
Once or twice	4.0	3.6	4.8	2.9	3.8
A few times	2.0	1.8	3.0	0.8	1.9
Often	3.0	1.9	2.5	2.7	2.6
No contact	56.3	58.7	60.0	54.0	57.0

Q41D. In general, when dealing with health workers and clinic or hospital staff, how much do you feel that they treat you with respect?

	Urban	Rural	Men	Women	Total
Not at all	8.3	10.3	8.4	9.6	9.0
A little	12.8	11.5	11.7	13.1	12.4
A little bit	12.9	11.6	12.3	12.7	12.5
A lot	9.7	7.9	7.7	10.6	9.1
No contact	56.3	58.7	60.0	54.0	57.0

Q41E. And have you encountered any of these problems with a public clinic or hospital during the past 12 months: Lack of medicines or other supplies?

	Urban	Rural	Men	Women	Total
Never	4.5	3.5	3.2	5.1	4.1
Once or twice	4.0	2.1	3.2	3.7	3.4
A few times	7.1	5.4	6.9	6.2	6.5
Often	28.1	30.4	26.7	30.9	28.8
No contact	56.3	58.7	60.0	54.0	57.0
Don't know	0.1			0.2	0.1

Q41F. And have you encountered any of these problems with a public clinic or hospital during the past 12 months: Absence of doctors or other medical personnel?

	Urban	Rural	Men	Women	Total
Never	9.3	7.3	7.1	10.2	8.7
Once or twice	4.7	3.0	3.4	5.0	4.2
Several times	9.2	8.5	9.0	8.9	9.0
Often	20.1	21.7	20.0	21.3	20.6
No contact	56.3	58.7	60.0	54.0	57.0
Don't know	0.4	0.7	0.6	0.5	0.5

Q41G. And have you encountered any of these problems with a public clinic or hospital during the past 12 months: Long waiting time?

	Urban	Rural	Men	Women	Total
Never	3.4	2.7	2.3	4.0	3.2
Once or twice	3.1	1.1	1.3	3.6	2.5
Several times	4.1	4.2	3.6	4.7	4.2
Often	33.0	33.4	32.7	33.5	33.1
No contact	56.3	58.7	60.0	54.0	57.0
Don't know	0.1			0.2	0.1

Q41H. And have you encountered any of these problems with a public clinic or hospital during the past 12 months: Poor condition of facilities?

	Urban	Rural	Men	Women	Total
Never	5.6	2.8	4.1	5.3	4.7
Once or twice	2.8	2.6	2.6	3.0	2.8
A few times	7.0	6.7	5.9	8.0	6.9
Often	27.5	29.0	27.3	28.7	28.0
No contact	56.3	58.7	60.0	54.0	57.0
Don't know	0.8	0.2	0.2	1.0	0.6

Q42A. In the past 12 months, have you tried to get an identity document like a birth certificate, driver's license, passport or voter's card, or permit from government?

	Urban	Rural	Men	Women	Total
No	58.1	69.6	55.8	67.7	61.7
Yes	41.9	30.4	44.2	32.3	38.3

Q42B. How easy or difficult was it to obtain the document you needed?

	Urban	Rural	Men	Women	Total
Very difficult	7.7	5.4	9.1	4.9	7
Difficult	10.6	9.2	12.3	8	10.2
easy	17	10.4	15.6	14.1	14.9
Very easy	6.6	5.3	7.2	5.3	6.2
No contact	58.1	69.6	55.8	67.7	61.7

Q42C. How often, if ever, did you have to pay a bribe, give a gift, or do a favour for a government official in order to get the document you needed?

	Urban	Rural	Men	Women	Total
Never	34.3	25.6	34.5	28.6	31.5
Once or twice	3.2	2.7	4.6	1.5	3.1
A few times	1.4	0.9	1.6	0.8	1.2
Often	2.9	1.1	3.4	1.3	2.3
No contact	58.1	69.6	55.8	67.7	61.7
Don't know	0.2		0.1	0.1	0.1

Q42D. In general, when dealing with government officials to obtain documents, how much do you feel that they treat you with respect?

	Urban	Rural	Men	Women	Total
Not at all	6.3	3.5	7.8	2.9	5.4
A little	12.9	10.3	15.1	9.0	12.1
A little bit	13.5	8.4	13.0	10.7	11.9
A lot	9.1	7.8	8.2	9.2	8.7
No contact	58.1	69.6	55.8	67.7	61.7
Don't Know	0.3	0.3	0.1	0.5	0.3

Q43A. In the past 12 months, have you requested assistance from the police?

	Urban	Rural	Men	Women	Total
No	91.2	95.0	93.3	91.6	92.4
Yes	8.8	4.7	6.6	8.4	7.5
Don't know		0.3	0.2		0.1

Q43B. How easy or difficult was it to obtain the assistance you needed?

	Urban	Rural	Men	Women	Total
Very difficult	2.4	0.7	2.2	1.5	1.9
Difficult	1.8	1.7	1.9	1.7	1.8
easy	2.2	1.9	1.5	2.7	2.1
Very easy	2.3	0.3	0.8	2.5	1.7
No contact	91.2	95.3	93.4	91.6	92.5
Don't know		0.2	0.1		0.1

Q43C. And how often, if ever, did you have to pay a bribe, give a gift, or do a favour for a police officer in order to get the assistance you needed?

	Urban	Rural	Men	Women	Total
Never	7.3	3.8	4.6	7.9	6.2
Once or twice	0.6	0.3	0.7	0.3	0.5
A few times	0.3	0.3	0.6	0.1	0.3
Often	0.5	0.4	0.8	0.2	0.5
No contact	91.2	95.3	93.4	91.6	92.5

Q43D. In the past 12 months, how often have you encountered the police in other situations, like at checkpoints, during identity checks or traffic stops, or during an investigation?

	Urban	Rural	Men	Women	Total
Not at all	63.8	68.6	49.7	81.0	65.3
A little	11.1	8.9	13.5	7.3	10.4
A little bit	10.6	9.2	15.5	4.8	10.2
A lot	14.4	13.3	21.2	6.9	14.1

Q43E. How often, if ever, did you have to pay a bribe, give a gift, or do a favour for a police officer in order to avoid a problem during one of these encounters?

	Urban	Rural	Men	Women	Total
Never	24.2	20.8	30.4	15.7	23.1
Once or twice	4.6	3.4	7.0	1.4	4.2
A few times	3.2	3.9	6.2	0.6	3.4
Often	4.3	3.3	6.7	1.2	3.9
No contact	63.8	68.6	49.7	81.0	65.3

Government performance

Now let's speak about the performance of the present government of this country.

Q46A. How well or badly would you say the current government is handling the following matters, or haven't you heard enough to say: Managing the economy?

	Urban	Rural	Men	Women	Total
Very badly	56.9	61.8	57.1	59.8	58.5
Fairly badly	17.3	13.9	16.5	15.9	16.2
Fairly good	16.9	14.7	18.4	14.0	16.2
Very good	3.2	3.6	3.8	2.8	3.3
Don't know	5.8	6.0	4.2	7.5	5.9

Q46B. How well or badly would you say the current government is handling the following matters, or haven't you heard enough to say: Improving the living standards of the poor?

	Urban	Rural	Men	Women	Total
Very badly	76.6	74.7	74.9	77.1	76.0
Fairly badly	11.5	8.1	9.5	11.3	10.4
Fairly good	8.7	12.0	11.5	7.9	9.8
Very good	1.5	2.3	2.3	1.2	1.8
Don't know	1.7	2.9	1.7	2.4	2.1

Q46C. How well or badly would you say the current government is handling the following matters, or haven't you heard enough to say: Creating jobs?

	Urban	Rural	Men	Women	Total
Very badly	76.8	79.6	77.5	77.9	77.7
Fairly badly	13.3	9.5	11.4	12.7	12.1
Fairly good	6.4	7.2	8.0	5.3	6.7
Very good	1.6	1.6	1.2	2.0	1.6
Don't know	1.9	2.2	1.9	2.1	2.0

Q46D. How well or badly would you say the current government is handling the following matters, or haven't you heard enough to say: Keeping prices stable?

	Urban	Rural	Men	Women	Total
Very badly	80.1	84.6	80.2	82.9	81.5
Fairly badly	11.4	5.9	9.9	9.4	9.7
Fairly good	6.2	6.8	7.7	5.1	6.4
Very good	1.5	1.3	1.3	1.5	1.4
Don't know	0.8	1.5	0.8	1.2	1.0

Q46E. How well or badly would you say the current government is handling the following matters, or haven't you heard enough to say: Narrowing gaps between rich and poor?

	Urban	Rural	Men	Women	Total
Very badly	77.8	80.7	78.5	79.0	78.7
Fairly badly	11.1	6.6	9.8	9.6	9.7
Fairly good	7.1	7.7	7.8	6.8	7.3
Very good	1.4	1.9	1.5	1.6	1.6
Don't know/	2.6	3.1	2.5	3.1	2.8

Q46F. How well or badly would you say the current government is handling the following matters, or haven't you heard enough to say: Reducing crime?

	Urban	Rural	Men	Women	Total
Very badly	56.0	60.8	54.9	60.2	57.5
Fairly badly	14.1	13.7	14.4	13.5	14.0
Fairly good	21.0	16.3	21.5	17.4	19.5
Very good	5.8	6.1	6.0	5.8	5.9
Don't know	3.1	3.1	3.2	3.0	3.1

Q46G. How well or badly would you say the current government is handling the following matters, or haven't you heard enough to say: Improving basic health services?

	Urban	Rural	Men	Women	Total
Very badly	53.7	58.4	53.7	56.6	55.2
Fairly badly	22.5	16.6	19.9	21.4	20.6
Fairly good	18.7	17.5	20.9	15.8	18.4
Very good	3.2	5.5	4.3	3.4	3.9
Don't know	1.9	2.1	1.1	2.8	1.9

Q46H. How well or badly would you say the current government is handling the following matters, or haven't you heard enough to say: Addressing educational needs?

	Urban	Rural	Men	Women	Total
Very badly	52.4	55.1	53.0	53.5	53.3
Fairly badly	19.9	14.5	17.5	18.8	18.2
Fairly good	18.7	18.5	19.7	17.5	18.6
Very good	3.3	5.6	4.4	3.7	4.0
Refused	0.0	0.2	0.1	0.1	0.1
Don't know	5.7	6.1	5.2	6.5	5.8

Q46I. How well or badly would you say the current government is handling the following matters, or haven't you heard enough to say: Providing water and sanitation services?

	Urban	Rural	Men	Women	Total
Very badly	53.9	63.5	59.8	54.2	57.0
Fairly badly	15.4	13.4	14.6	15.0	14.8
Fairly good	25.3	16.3	19.9	25.1	22.5
Very good	3.7	4.8	4.6	3.5	4.0
Don't know	1.6	2.0	1.2	2.3	1.7

Q46J. How well or badly would you say the current government is handling the following matters, or haven't you heard enough to say: Fighting corruption in government?

	Urban	Rural	Men	Women	Total
Very badly	42.5	48.3	44.7	44.0	44.4
Fairly badly	15.5	12.4	12.4	16.6	14.5
Fairly good	28.8	21.9	29.3	23.8	26.6
Very good	7.6	9.2	8.2	8.0	8.1
Refused	0.1			0.2	0.1
Don't know	5.4	8.3	5.2	7.4	6.3

Q46K. How well or badly would you say the current government is handling the following matters, or haven't you heard enough to say: Maintaining roads and bridges?

	Urban	Rural	Men	Women	Total
Very badly	58.3	67.8	61.4	61.3	61.3
Fairly badly	17.6	11.0	15.7	15.3	15.5
Fairly good	19.2	15.2	18.0	17.9	17.9
Very good	2.9	3.4	3.6	2.6	3.1
Refused	0.1		0.2		0.1
Don't know	1.8	2.6	1.2	2.9	2.1

Q46L. How well or badly would you say the current government is handling the following matters, or haven't you heard enough to say: Providing a reliable supply of electricity?

	Urban	Rural	Men	Women	Total
Very badly	33.1	40.7	37.4	33.6	35.5
Fairly badly	14.7	11.8	12.3	15.3	13.8
Fairly good	37.7	32.1	34.6	37.3	35.9
Very good	13.2	12.2	14.7	11.0	12.9
Don't know	1.3	3.2	1.0	2.8	1.9

Q46M. How well or badly would you say the current government is handling the following matters, or haven't you heard enough to say: Preventing or resolving violent conflict?

	Urban	Rural	Men	Women	Total
Very badly	38.9	45.5	41.3	40.6	41.0
Fairly badly	20.2	15.7	17.9	19.6	18.8
Fairly good	26.8	19.6	26.5	22.5	24.5
Very good	5.5	5.6	5.8	5.2	5.5
Refused	0.1	0.2	0.3		0.2
Don't know	8.5	13.4	8.1	12.0	10.1

Q46N. How well or badly would you say the current government is handling the following matters, or haven't you heard enough to say: Promoting equal rights and opportunities for women?

	Urban	Rural	Men	Women	Total
Very badly	24.1	30.4	25.6	26.6	26.1
Fairly badly	11.3	12.8	10.6	13.0	11.8
Fairly good	39.2	37.5	37.3	40.1	38.7
Very good	23.2	14.1	23.9	16.7	20.3
Don't know	2.2	5.3	2.7	3.7	3.2

Q46O. How well or badly would you say the current government is handling the following matters, or haven't you heard enough to say: Protecting and promoting the well-being of vulnerable children?

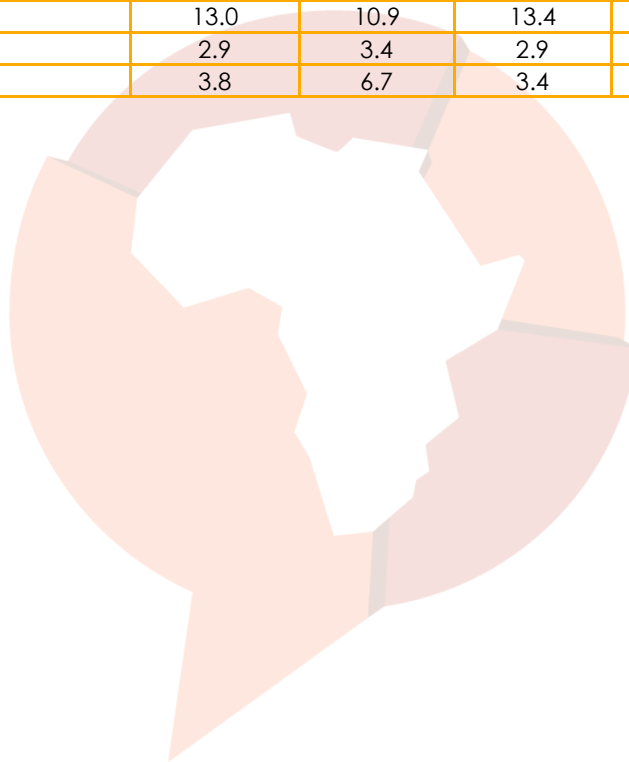
	Urban	Rural	Men	Women	Total
Very badly	47.0	54.5	51.0	47.8	49.4
Fairly badly	15.3	13.1	15.0	14.1	14.6
Fairly good	23.4	18.6	20.9	22.8	21.9
Very good	6.7	4.1	5.8	6.0	5.9
Don't know	7.6	9.7	7.3	9.3	8.3

Q46P. How well or badly would you say the current government is handling the following matters, or haven't you heard enough to say: Addressing the problem of climate change?

	Urban	Rural	Men	Women	Total
Very badly	45.4	46.9	49.8	41.9	45.9
Fairly badly	14.2	12.9	14.7	13.0	13.8
Fairly good	13.5	11.5	12.6	13.1	12.8
Very good	2.1	2.0	1.7	2.4	2.1
Refused	0.5		0.6	0.1	0.3
Don't know	24.3	26.7	20.6	29.5	25.1

Q46Q. How well or badly would you say the current government is handling the following matters, or haven't you heard enough to say: Reducing pollution and protecting the environment?

	Urban	Rural	Men	Women	Total
Very badly	62.8	66.9	65.4	62.8	64.1
Fairly badly	17.6	12.1	14.9	16.8	15.9
Fairly good	13.0	10.9	13.4	11.3	12.3
Very good	2.9	3.4	2.9	3.1	3.0
Don't know	3.8	6.7	3.4	6.0	4.7



Gender equality and gender-based violence

Note that in addition to gender-specific questions in this section, responses to all questions in the survey are disaggregated by gender as well as urban-rural residence. To analyze our data by these and other demographic variables, visit our free online data analysis facility at <http://afrobarometer.org/online-data-analysis/analyse-online>.

Q20. Which of the following statements is closest to your view?

Statement 1: Men make better political leaders than women, and should be elected rather than women.

Statement 2: Women should have the same chance of being elected to political office as men.

	Urban	Rural	Men	Women	Total
Strongly agree with statement 1	12.5	15.6	18.9	8.1	13.5
Agree with statement 1	3.1	2.7	4.1	1.9	3.0
Agree with statement 2	10.9	10.2	12.9	8.4	10.6
Strongly agree with statement 2	45.7	49.1	38.9	54.6	46.7
Agree with neither	23.1	17.6	22.6	20.1	21.4
Refused	0.1	0.2	0.1	0.1	0.1
Don't know	4.6	4.8	2.6	6.7	4.7

Q21A. For each of the following statements, please tell me whether you disagree or agree: When jobs are scarce, men should have more rights to a job than women?

	Urban	Rural	Men	Women	Total
Strongly disagree	30.0	28.3	19.1	39.9	29.4
Disagree	14.9	12.8	14.0	14.5	14.2
Neither agree nor disagree	2.6	2.1	3.0	1.8	2.4
Agree	20.0	20.7	24.6	15.8	20.2
Strongly agree	32.2	36.2	39.0	27.9	33.5
Don't know	0.3		0.3	0.1	0.2

Q21B. For each of the following statements, please tell me whether you disagree or agree: Women should have the same rights as men to own and inherit land?

	Urban	Rural	Men	Women	Total
Strongly disagree	41.4	41.2	51.4	31.2	41.4
disagree	14.4	13.5	14.2	14.0	14.1
Neither agree nor disagree	3.0	6.0	4.0	3.9	4.0
Agree	14.6	16.7	13.1	17.6	15.3
Strongly agree	25.7	22.2	16.7	32.6	24.6
Don't know	0.9	0.2	0.6	0.7	0.7

Now I would like to discuss with you the status of men, women, and children in your community.

Q49A. For each of the following statements, please tell me whether you disagree or agree: In our country today, women and men have equal opportunities to get a job that pays a wage or salary?

	Urban	Rural	Men	Women	Total
Strongly disagree	14.2	18.8	16.7	14.7	15.7
Disagree	17.7	17.4	17.8	17.4	17.6
Neither agree nor disagree	1.6	2.6	2.2	1.6	1.9
Agree	36.2	33.3	39.5	31.0	35.3
Strongly agree	29.9	27.5	23.4	34.8	29.1
Don't know	0.4	0.5	0.4	0.5	0.4

Q49B. For each of the following statements, please tell me whether you disagree or agree: In our country today, women and men have equal opportunities to own and inherit land?

	Urban	Rural	Men	Women	Total
Strongly disagree	31.7	36.6	35.6	30.9	33.2
Disagree	22.0	25.1	23.2	22.7	23.0
Neither agree nor disagree	2.0	1.4	2.6	1.0	1.8
Agree	25.0	24.1	25.0	24.5	24.7
Strongly agree	17.8	10.9	12.6	18.6	15.6
Don't know	1.5	2.0	1.1	2.3	1.7

Q50A. If a woman in your community runs for elected office, how likely or unlikely is it that the following things might occur: She and her family will gain standing in the community?

	Urban	Rural	Men	Women	Total
Very unlikely	8.1	9.1	10.1	6.7	8.4
Somewhat unlikely	4.8	7.6	5.7	5.7	5.7
Somewhat likely	24.6	22.1	24.8	22.9	23.8
Very likely	60.6	60.1	58.0	62.9	60.4
Don't know	1.9	1.1	1.5	1.9	1.7

Q50B. If a woman in your community runs for elected office, how likely or unlikely is it that the following things might occur: She will be criticized, called names, or harassed by others in the community?

	Urban	Rural	Men	Women	Total
Very unlikely	8.3	8.5	10.4	6.3	8.4
Somewhat unlikely	6.1	5.9	6.4	5.6	6.0
Somewhat likely	24.0	25.3	25.8	23.1	24.5
Very likely	61.1	59.2	57.0	64.0	60.5
Don't know	0.5	1.1	0.4	1.0	0.7

Q50C. If a woman in your community runs for elected office, how likely or unlikely is it that the following things might occur: She will face problems with her family?

	Urban	Rural	Men	Women	Total
Very unlikely	28.6	26.6	29.2	26.7	28.0
Somewhat unlikely	19.0	12.1	15.8	17.9	16.8
Somewhat likely	25.6	26.7	25.3	26.5	25.9
Very likely	24.5	30.6	27.4	25.5	26.4
Refused	0.1			0.1	0.1
Don't know	2.2	4.0	2.3	3.3	2.8

Q51A. In your opinion, should government and elected officials be doing more than they are doing now to advance the rights and equality of women, or should they be doing less, or are they doing about the right amount?

	Urban	Rural	Men	Women	Total
Much less	4.6	3.1	5.3	2.9	4.1
Somewhat less	3.2	4.4	3.9	3.3	3.6
About the right amount	38.6	34.1	49.3	25.0	37.2
Somewhat more	14.3	14.4	13.0	15.7	14.3
Much more	37.7	43.0	27.6	51.3	39.4
Don't know	0.2			0.2	0.1

Q51B. In your opinion, which of the following issues related to women's rights and equality do you think is the most important for our government and society to address?

	Urban	Rural	Men	Women	Total
None of these / There are no issues for government to address	4.6	5.6	8.0	1.7	4.9
Unequal access to education	7.0	9.5	8.9	6.7	7.8
Unequal opportunities or pay in the workplace	17.8	14.5	15.9	17.6	16.8
Too few women in influential positions in government	6.4	7.1	7.0	6.2	6.6
Unequal rights of property ownership and inheritance	5.2	3.3	3.8	5.3	4.6
Gender-based violence	56.0	56.2	51.8	60.4	56.1
Some other issue	0.5	0.8	0.7	0.5	0.6
Refused	0.1			0.2	0.1
Don't know	2.4	3.1	3.8	1.3	2.6

Q52B. For each of the following actions, please tell me whether you think it can always be justified, sometimes be justified, or never be justified: For a man to use physical discipline on his wife if she has done something he doesn't like or thinks is wrong?

	Urban	Rural	Men	Women	Total
Always justified	2.0	2.6	3.5	0.9	2.2
Sometimes justified	9.8	14.8	14.2	8.5	11.4
Never justified	88.1	82.5	82.4	90.3	86.3
Don't know	0.2			0.3	0.1

Q53A. In this area, how common do you think it is for men to use violence against women and girls in the home or in the community?

	Urban	Rural	Men	Women	Total
Very common	22.9	17.8	20.7	21.9	21.3
Somewhat common	31.8	29.2	33.4	28.5	30.9
Not very common	14.9	16.5	13.5	17.4	15.4
Not at all common	27.1	34.2	29.0	29.7	29.3
Don't know	3.3	2.3	3.4	2.5	3.0

Q53B. If a woman in your community goes to the police to report being a victim of gender-based violence, for example, to report a rape or report being physically abused by her husband. how likely or unlikely is it that the following things might occur: Her case will be taken seriously by the police?

	Urban	Rural	Men	Women	Total
Very unlikely	8.4	8.5	8.4	8.4	8.4
Somewhat unlikely	5.9	6.9	4.2	8.2	6.2
Somewhat likely	23.8	18.0	18.8	25.1	21.9
Very likely	59.2	63.6	66.8	54.4	60.6
Refused	0.1			0.2	0.1
Don't know	2.6	3.1	1.8	3.7	2.7

Q53C. If a woman in your community goes to the police to report being a victim of gender-based violence, for example, to report a rape or report being physically abused by her husband. how likely or unlikely is it that the following things might occur: She will be criticized, harassed, or shamed by others in the community?

	Urban	Rural	Men	Women	Total
Very unlikely	16.7	13.6	17.6	13.8	15.7
Somewhat unlikely	10.0	5.9	10.9	6.6	8.7
Somewhat likely	23.8	23.4	25.2	22.2	23.7
Very likely	47.6	54.8	44.9	54.9	49.9
Refused	0.1			0.2	0.1
Don't know	1.8	2.3	1.5	2.4	1.9

Q54. Which of the following statements is closest to your view?

Statement 1: Domestic violence is a private matter that needs to be handled and resolved within the family.
Statement 2: Domestic violence is a criminal matter whose full resolution requires the involvement of law enforcement agencies.

	Urban	Rural	Men	Women	Total
Strongly agree with Statement 1	50.3	58.8	60.4	45.6	53.0
Agree with Statement 1	16.2	15.6	17.1	14.9	16.0
Agree with Statement 2	7.5	5.5	7.0	6.7	6.8
Strongly agree with Statement 2	24.2	17.9	13.9	30.6	22.2
Agree with neither	1.4	2.1	1.0	2.3	1.6
Don't know	0.4	0.2	0.6	0.0	0.3

Child welfare

See related questions in the sections on “Public services and government performance” (Q46O) and “Gender equality and gender-based violence.”

Q52A. For each of the following actions, please tell me whether you think it can always be justified, sometimes be justified, or never be justified: For parents to use physical force to discipline their children?

	Urban	Rural	Men	Women	Total
Always justified	6.2	5.8	7.4	4.7	6.1
Sometimes justified	39.2	44.2	40.8	40.7	40.8
Never justified	54.7	49.9	51.8	54.5	53.1

Q55A. How frequently do you think the following things occur in your community or neighbourhood: Adults use physical force to discipline children?

	Urban	Rural	Men	Women	Total
Very frequently	27.3	30.3	26.5	30.0	28.2
Somewhat frequently	37.3	35.5	38.1	35.3	36.7
Not very frequently	16.3	16.6	17.1	15.6	16.4
Not at all frequently	18.0	16.7	17.0	18.1	17.6
Don't know	1.2	0.9	1.3	0.9	1.1

Q55B. How frequently do you think the following things occur in your community or neighbourhood: Children are abused, mistreated, or neglected?

	Urban	Rural	Men	Women	Total
Very frequently	25.2	24.2	25.3	24.5	24.9
Somewhat frequently	34.2	26.7	30.5	33.1	31.8
Not very frequently	15.0	17.9	18.0	13.8	15.9
Not at all frequently	24.8	28.9	24.5	27.7	26.1
Don't know	0.9	2.3	1.7	0.9	1.3

Q55C. How frequently do you think the following things occur in your community or neighbourhood: Children who should be in school are not in school?

	Urban	Rural	Men	Women	Total
Very frequently	29.6	33.2	33.7	27.8	30.7
Somewhat frequently	26.7	22.8	27.9	23.0	25.5
Not very frequently	13.7	14.1	13.0	14.7	13.8
Not at all frequently	28.5	29.2	24.8	32.7	28.7
Don't know	1.5	0.7	0.6	1.8	1.2

Q56A. For each of the following statements, please tell me whether you disagree or agree: In general, people in this community are able to get help for children who are abused, mistreated, or neglected?

	Urban	Rural	Men	Women	Total
Strongly disagree	16.5	18.5	16.9	17.5	17.2
Disagree	10.1	6.7	8.8	9.3	9.1
Neither agree nor disagree	2.3	1.3	2.0	2.0	2.0
Agree	21.5	23.8	22.2	22.3	22.2
Strongly agree	46.4	46.6	47.8	45.0	46.4
Don't know	3.1	3.1	2.3	3.9	3.1

Q56B. For each of the following statements, please tell me whether you disagree or agree: In my community, children who have a physical disability are generally able to get the support they need to succeed in life?

	Urban	Rural	Men	Women	Total
Strongly disagree	17.2	24.0	17.2	21.5	19.4
Disagree	9.8	6.1	10.1	7.1	8.6
Neither agree nor disagree	2.3	0.8	1.5	2.1	1.8
Agree	18.4	22.9	20.3	19.4	19.8
Strongly agree	49.0	44.5	48.7	46.4	47.6
Don't know	3.4	1.7	2.3	3.5	2.9

Q56C. For each of the following statements, please tell me whether you disagree or agree: In my community, children and adults who have mental or emotional problems are generally able to get the help they need to have a good life?

	Urban	Rural	Men	Women	Total
Strongly disagree	20.2	26.4	19.6	24.8	22.2
Disagree	9.4	6.5	9.8	7.2	8.5
Neither agree nor disagree	1.5	1.0	1.5	1.2	1.3
Agree	16.7	19.9	17.9	17.5	17.7
Strongly agree	49.4	44.5	49.3	46.4	47.8
Don't know	2.8	1.7	1.9	2.9	2.4

Identity, society, and pluralism

Q88B. Please tell me whether you agree or disagree with the following statement: Other Tunisians think of me as a Tunisian just like them.

	Urban	Rural	Men	Women	Total
Strongly disagree	10.5	14.8	13.3	10.4	11.9
Disagree	4.7	2.5	4.4	3.7	4.0
Neither agree nor disagree	24.6	20.9	22.3	24.6	23.4
Agree	22.9	18.9	21.0	22.1	21.6
Strongly agree	33.0	39.7	35.5	34.7	35.1
Refused	0.1		0.1		0.0
Don't know	4.2	3.2	3.4	4.5	3.9

Q85B. In your family, do the children belong more to the mother's side, more to the father's side, or to both sides equally?

	Urban	Rural	Men	Women	Total
Neither side	0.6	0.3	0.6	0.4	0.5
Mother's side	38.5	31.5	36.6	36.0	36.3
Father's side	14.0	16.4	13.2	16.3	14.7
Both sides equally	46.5	50.7	49.4	46.2	47.8
Refused		0.3		0.2	0.1
Don't know	0.5	0.8	0.3	0.9	0.6

Q85A. Please tell me whether you agree or disagree with the following statement: I feel strong ties with other Tunisians?

	Urban	Rural	Men	Women	Total
Strongly disagree	8.8	10.2	8.5	10.0	9.2
Disagree	14.0	7.9	13.1	11.0	12.0
Neither agree nor disagree	5.8	9.1	7.9	5.8	6.9
Agree	37.6	36.4	36.8	37.6	37.2
Strongly agree	31.5	34.0	32.2	32.5	32.3
Refused	0.2			0.3	0.1
Don't know	2.1	2.3	1.6	2.7	2.1

Q86A. How much do you trust each of the following types of people: Other Tunisians?

	Urban	Rural	Men	Women	Total
Not at all	30.4	23.9	27.9	28.8	28.4
Just a little	33.2	34.9	33.1	34.4	33.7
Somewhat	28.4	29.9	29.7	28.1	28.9
A lot	7.3	11.1	8.7	8.2	8.5
Don't know	0.7	0.3	0.6	0.5	0.5

Q86B. How much do you trust each of the following types of people: Your relatives?

	Urban	Rural	Men	Women	Total
Not at all	16.7	9.2	14.8	13.9	14.3
Just a little	17.9	16.7	18.7	16.4	17.5
Somewhat	32.8	35.2	34.1	33.0	33.6
A lot	32.4	38.9	32.4	36.5	34.4
Don't know	0.2			0.3	0.1

Q86C. How much do you trust each of the following types of people: Your neighbours?

	Urban	Rural	Men	Women	Total
Not at all	19.8	16.9	20.1	17.8	18.9
Just a little	24.3	20.4	21.4	24.7	23.1
Somewhat	32.7	34.6	35.2	31.4	33.3
A lot	22.6	28.0	23.1	25.4	24.3
Don't know	0.6		0.1	0.7	0.4

Q86D. How much do you trust each of the following types of people: Other people you know?

	Urban	Rural	Men	Women	Total
Not at all	31.8	27.6	27.2	33.8	30.5
Just a little	28.2	29.8	28.3	29.2	28.7
Somewhat	26.0	25.9	28.0	23.9	25.9
A lot	12.7	14.4	15.0	11.5	13.3
Don't know	1.2	2.3	1.4	1.7	1.6

Q86E. How much do you trust each of the following types of people: People from other religions?

	Urban	Rural	Men	Women	Total
Not at all	50.9	59.1	50.2	56.8	53.5
Just a little	18.6	15.7	20.4	15.0	17.7
Somewhat	17.1	12.6	15.7	15.7	15.7
A lot	8.9	4.9	9.4	5.9	7.7
Don't know	4.5	7.7	4.4	6.6	5.5

Q87A. For each of the following types of people, please tell me whether you would like having people from this group as neighbours, dislike it, or not care: People of a different religion?

	Urban	Rural	Men	Women	Total
Strongly dislike	18.0	40.1	24.8	25.3	25.0
Somewhat dislike	6.9	3.7	6.4	5.4	5.9
Would not care	63.7	46.5	55.7	60.7	58.2
Somewhat like	7.6	6.4	8.2	6.2	7.2
Strongly like	3.3	2.6	4.0	2.1	3.1
Don't know	0.6	0.6	0.9	0.3	0.6

Q87C. For each of the following types of people, please tell me whether you would like having people from this group as neighbours, dislike it, or not care: Homosexuals?

	Urban	Rural	Men	Women	Total
Strongly dislike	74.5	78.9	78.5	73.2	75.9
Somewhat dislike	4.9	2.0	4.3	3.6	4.0
Would not care	12.3	6.9	11.0	10.1	10.6
Somewhat like	0.5		0.5	0.3	0.4
Strongly like		0.2		0.1	0.1
Refused	0.2	0.3	0.1	0.3	0.2
Don't know	7.7	11.7	5.6	12.3	8.9

Q87D. For each of the following types of people, please tell me whether you would like having people from this group as neighbours, dislike it, or not care: Immigrants or foreign workers?

	Urban	Rural	Men	Women	Total
Strongly dislike	15.6	27.0	19.3	19.1	19.2
Somewhat dislike	8.1	6.0	7.8	7.1	7.4
Would not care	62.6	54.7	58.6	61.7	60.1
Somewhat like	9.6	7.2	9.4	8.3	8.8
Strongly like	3.4	4.3	4.3	3.1	3.7
Don't know	0.7	0.6	0.6	0.8	0.7

Q87E. For each of the following types of people, please tell me whether you would like having people from this group as neighbours, dislike it, or not care: People who support a different political party?

	Urban	Rural	Men	Women	Total
Strongly dislike	10.5	19.3	14.0	12.5	13.3
Somewhat dislike	7.9	5.6	7.2	7.1	7.2
Would not care	75.6	67.1	72.3	73.6	72.9
Somewhat like	4.1	5.1	4.8	4.0	4.4
Strongly like	0.8	1.2	1.1	0.7	0.9
Refused	0.2			0.3	0.1
Don't know	1.0	1.7	0.7	1.8	1.2



Security, crime, and the police

See additional questions about the police under “Public services and government performance.” “Corruption.” and “Gender equality and gender-based violence.”

Q7A. Over the past year. how often, if ever, have you or anyone in your family: Felt unsafe walking in your neighbourhood?

	Urban	Rural	Men	Women	Total
Never	49.2	64.2	58.1	49.7	53.9
Just once or twice	10.6	6.3	9.6	8.9	9.2
Several times	15.5	10.4	12.6	15.1	13.9
Many times	9.0	7.3	7.0	9.9	8.4
Always	15.8	11.8	12.7	16.4	14.5
Don't know					

Q7B. Over the past year. how often, if ever, have you or anyone in your family: Feared crime in your own home?

	Urban	Rural	Men	Women	Total
Never	75.7	82.6	81.3	74.5	77.9
Just once or twice	7.3	4.0	5.0	7.5	6.3
Several times	5.6	5.2	4.4	6.5	5.5
Many times	4.9	3.8	3.9	5.2	4.6
Always	6.4	4.4	5.4	6.2	5.8
Don't know					

Q83A-TUN. In general, would you say Tunisia is a safe or unsafe country to live in?

	Urban	Rural	Men	Women	Total
No very unsafe	21.2	18.2	21.3	19.2	20.3
No somewhat unsafe	20.5	15.2	16.7	21.0	18.8
Yes somewhat safe	41.9	38.3	38.2	43.3	40.8
Yes very safe	16.1	28.4	23.8	16.2	20.0
Don't know	0.2			0.3	0.1

Q83B-TUN. Looking back over the last five years, do you feel that Tunisia has become safer or less safe?

	Urban	Rural	Men	Women	Total
No very unsafe	29.6	21.1	25.7	28.0	26.9
No somewhat unsafe	30.6	26.4	26.5	32.1	29.3
Yes somewhat safe	21.8	30.2	27.0	21.9	24.5
Yes very safe	14.8	20.4	17.9	15.2	16.5
Refused	3.2	2.0	2.8	2.8	2.8
Don't know	0.1		0.1		0.0

Q83C-TUN. To whom do you normally go to first for assistance, when you are concerned about your security and the security of your family?

	Urban	Rural	Men	Women	Total
Other family members	26.3	28.7	24.1	30.0	27.0
Community leaders	0.5	1.2	1.1	0.4	0.7
Religious leaders	0.3	0.2		0.5	0.2
The Neighbourhood including neighbourhood watch	9.3	6.9	7.5	9.7	8.6
The local administration	0.7	0.7	0.6	0.8	0.7
The police	48.1	48.2	48.8	47.4	48.1
Other	8.9	9.9	12.3	6.1	9.2
Refused	0.7		0.3	0.6	0.4
Don't know	5.3	4.2	5.2	4.6	4.9

Q83D-TUN. In your opinion, what is the most serious threat to your safety and security in your neighbourhood?

	Urban	Rural	Men	Women	Total
Nothing	31.8	44.2	36.5	34.9	35.7
Theft, break-ins	19.1	19.1	17.8	20.4	19.1
Robbery (using or threatening to use force)	16.3	7.2	11.4	15.4	13.4
Theft of livestock	0.9	5.0	2.3	2.1	2.2
Gang violence	1.7	1.5	1.9	1.4	1.6
Extortion and other financial crime	0.1	0.1	0.2		0.1
Traffic accidents	0.5	0.4	0.6	0.4	0.5
Drug or alcohol abuse	16.7	6.2	12.7	14.0	13.4
Corruption	0.9	0.3	1.1	0.3	0.7
Nepotism	0.1	1.0	0.5	0.4	0.4
Abuse of power by state officials	0.5		0.6		0.3
Gender-based or domestic violence	0.6	0.4	0.1	1.0	0.5
Cross border crime, prevalence of smugglers and related organized crime	0.2		0.3		0.2
Tribalism		0.3	0.2		0.1
Abuse of power by police	1.2	0.3	1.6	0.2	0.9
Family disputes		0.4		0.3	0.1
Absence of law enforcement		0.1	0.0		0.0
Lack of judicial follow-up. leading to impunity	0.4	0.4	0.7	0.1	0.4
Kidnapping	0.3	0.8	0.2	0.7	0.4
Child abuse		0.3		0.2	0.1
Land disputes	0.1	0.1	0.3		0.1
Political disagreements, upheaval and political violence	0.7	0.1	0.5	0.5	0.5
Other	6.0	10.6	8.6	6.3	7.5
Refused		0.2	0.1		0.0
Don't know	2.0	1.1	1.9	1.6	1.7

Q44A. In your opinion, how often do the police in Tunisia: Operate in a professional manner and respect the rights of all citizens?

	Urban	Rural	Male	Female	Total
Never	16.9	15.0	20.3	12.3	16.3
Rarely	18.6	17.8	21.5	15.1	18.3
Sometimes	30.6	29.6	28.4	32.3	30.3
Often	18.4	15.2	15.2	19.6	17.4
Always	12.6	18.5	12.6	16.4	14.5
Refused	0.2	0.4	0.4		0.2
Don't know	2.7	3.5	1.6	4.3	3.0

Q44B. In your opinion, how often do the police in Tunisia: Stop drivers without good reason?

	Urban	Rural	Men	Women	Total
Never	10.0	13.7	10.7	11.7	11.2
Rarely	12.1	8.4	10.7	11.2	10.9
Sometimes	28.0	31.6	26.3	32.1	29.1
Often	22.2	18.1	24.3	17.5	20.9
Always	19.5	20.7	24.2	15.5	19.9
Don't know	8.1	7.4	3.8	12.1	7.9

Q44C. In your opinion, how often do the police in Tunisia: Use excessive force in managing protests or demonstrations?

	Urban	Rural	Men	Women	Total
Never	9.5	11.0	9.5	10.4	10.0
Rarely	8.0	10.9	10.5	7.2	8.9
Sometimes	25.8	32.7	28.2	27.7	28.0
Often	23.7	18.4	23.7	20.3	22.0
Always	25.5	17.3	23.8	22.0	22.9
Don't know	7.5	9.7	4.1	12.3	8.2

Q44D. In your opinion, how often do the police in Tunisia: Use excessive force when dealing with criminals?

	Urban	Rural	Men	Women	Total
Never	6.7	8.1	6.7	7.6	7.2
Rarely	5.8	8.5	6.8	6.5	6.6
Sometimes	19.2	22.6	18.6	21.9	20.3
Often	25.3	19.9	22.2	25.0	23.6
Always	33.6	28.7	39.1	25.0	32.1
Don't know	9.4	12.1	6.6	14.0	10.3

Q44E. In your opinion, how often do the police in Tunisia: Engage in criminal activities?

	Urban	Rural	Men	Women	Total
Never	22.1	31.4	26.4	23.7	25.1
Rarely	14.2	13.4	13.7	14.2	13.9
Sometimes	23.7	21.6	22.6	23.5	23.0
Often	12.3	7.4	13.9	7.7	10.8
Always	9.4	9.1	10.8	7.9	9.3
Refuse	0.3	0.2	0.3	0.3	0.3
Don't know	17.9	16.8	12.5	22.7	17.6

Climate change and the environment

See also Q46P and Q46Q under “Public services and government performance.”

Now let's talk about weather events in your community.

Q66A. In your experience, over the past 10 years, has there been any change in the severity of the following events in the area where you live? Have they become more severe, less severe, or stayed about the same: Drought?

	Urban	Rural	Men	Women	Total
Much more severe	42.7	64.8	52.9	46.5	49.7
Somewhat more severe	22.3	13.9	17.6	21.7	19.6
Stayed the same	21.9	13.1	17.9	20.3	19.1
Somewhat less severe	6.8	4.0	5.3	6.5	5.9
Much less severe	2.4	2.1	3.6	1.1	2.3
Don't know	3.9	2.0	2.7	3.9	3.3

Q66B. In your experience, over the past 10 years, has there been any change in the severity of the following events in the area where you live? Have they become more severe, less severe, or stayed about the same: Flooding?

	Urban	Rural	Men	Women	Total
Much more severe	8.5	6.4	7.0	8.8	7.9
Somewhat more severe	7.6	3.9	5.9	6.9	6.4
Stayed the same	24.4	22.6	24.7	22.8	23.8
Somewhat less severe	24.0	11.3	19.5	20.5	20.0
Much less severe	29.6	53.4	39.5	34.8	37.2
Refused	0.0			0.1	0.0
Don't know	5.9	2.4	3.5	6.1	4.8

Q67A. Have you heard about climate change, or haven't you had the chance to hear about this yet?

	Urban	Rural	Men	Women	Total
No	67.3	69.7	63.8	72.4	68.1
Yes	24.7	17.5	27.1	17.7	22.4
Don't know	8.0	12.8	9.2	9.9	9.5

Q67B. Do you think climate change is making life in Tunisia better or worse, or haven't you heard enough to say?

	Urban	Rural	Men	Women	Total
Much better	0.8	1.1	1.4	0.4	0.9
Somewhat better	1.2	0.7	1.4	0.6	1.0
Neither / About the same	0.5		0.7		0.4
Somewhat worse	5.9	4.3	6.4	4.3	5.4
Much worse	14.5	10.8	15.7	11.0	13.3
Not applicable	75.3	82.5	72.9	82.3	77.6
Refused	0.3		0.4		0.2
Don't know	1.5	0.6	1.1	1.4	1.2

Q68A. For each of the following statements, please tell me whether you disagree or agree: Ordinary Tunisian can play a role in limiting climate change?

	Urban	Rural	Men	Women	Total
Strongly disagree	4.1	3.7	4.4	3.5	3.9
Disagree	4.6	3.5	5.8	2.7	4.2
Neither agree nor disagree	0.3	0.4	0.1	0.6	0.4
Agree	8.1	5.0	9.8	4.5	7.1
Strongly agree	6.7	4.5	6.3	5.7	6.0
Non applicable	75.3	82.5	72.9	82.3	77.6
Refused	0.2			0.3	0.1
Don't know	0.7	0.4	0.7	0.5	0.6

Q68B. For each of the following statements, please tell me whether you disagree or agree: It is important for our government to take steps now to limit climate change in the future, even if it is expensive or causes some job losses or other harm to our economy?

	Urban	Rural	Men	Women	Total
Strongly disagree	2.6	2.5	3.3	1.9	2.6
Disagree	2.7	2.5	3.6	1.7	2.7
Neither agree nor disagree	0.6	0.6	1.2		0.6
Agree	8.4	3.1	8.1	5.3	6.7
Strongly agree	9.5	8.5	10.5	7.9	9.2
Not applicable	75.3	82.5	72.9	82.3	77.6
Refused	0.1		0.1		0.1
Don't know	0.7	0.4	0.2	0.9	0.6

Q69. Who do you think should have primary responsibility for trying to limit climate change and reduce its impact?

	Urban	Rural	Men	Women	Total
None of these/No one/Climate change can't be stopped or doesn't need to be addressed	0.6	0.6	0.6	0.6	0.6
Ordinary Tunisians	1.2	0.5	0.7	1.3	1.0
Business and industry	4.5	3.1	5.8	2.3	4.0
The government of Tunisia	5.4	2.6	5.0	4.0	4.5
Rich or developed countries	12.4	10.4	14.4	9.1	11.8
Someone else	0.4	0.1	0.2	0.4	0.3
Not applicable	75.3	82.5	72.9	82.3	77.6
Don't know	0.2	0.2	0.4		0.2

Q70A: Do you think each of the following are doing enough to limit climate change, or do they need to do more, or haven't you heard enough to say: Ordinary Tunisians?

	Urban	Rural	Men	Women	Total
Doing enough	2.1	1.7	2.6	1.2	1.9
Need to do somewhat more	4.5	0.5	3.4	3.1	3.3
Need to do a lot more	16.6	13.5	18.7	12.5	15.6
Not applicable	75.3	82.5	72.9	82.3	77.6
Don't know/Haven't heard enough	1.5	1.8	2.3	0.9	1.6

Q70B: Do you think each of the following are doing enough to limit climate change, or do they need to do more, or haven't you heard enough to say: Business and industry?

	Urban	Rural	Men	Women	Total
Doing enough	0.6	0.2	0.2	0.7	0.5
Need to do somewhat more	2.6	2.2	3.1	1.9	2.5
Need to do a lot more	20.4	15.1	23.1	14.3	18.7
Not applicable	75.3	82.5	72.9	82.3	77.6
Don't know/ Haven't heard enough	1.0	0.1	0.6	0.8	0.7

Q70C: Do you think each of the following are doing enough to limit climate change, or do they need to do more, or haven't you heard enough to say: The government of Tunisia?

	Urban	Rural	Men	Women	Total
Doing enough	0.6		0.5	0.3	0.4
Need to do somewhat more	1.5	0.7	2.2	0.4	1.3
Need to do a lot more	21.7	15.8	23.1	16.6	19.9
Not applicable	75.3	82.5	72.9	82.3	77.6
Don't know/ Haven't heard enough	0.7	1.0	1.3	0.3	0.8

Q70D: Do you think each of the following are doing enough to limit climate change, or do they need to do more, or haven't you heard enough to say: Rich or developed countries?

	Urban	Rural	Men	Women	Total
Doing enough	2.1	0.6	1.4	1.9	1.6
Need to do somewhat more	1.3	1.1	1.3	1.1	1.2
Need to do a lot more	19.9	15.3	23.0	13.8	18.5
Not applicable	75.3	82.5	72.9	82.3	77.6
Refused	0.1		0.2		0.1
Don't know/Haven't heard enough	1.2	0.5	1.2	0.8	1.0

Now let's talk about environmental conditions in the country and in your community.

Q71. Which of the following statements is closest to your view?

Statement 1: The government should focus on creating jobs and increasing incomes, even if that means increasing pollution or other environmental damage.

Statement 2: The government should focus more on preventing pollution and protecting the environment, even if this means there will be fewer jobs or there will be other disruptions to our daily lives.

	Urban	Rural	Men	Women	Total
Strongly agree with statement 1	29.7	36.1	33.6	29.9	31.7
Agree with statement 1	12.5	11.3	12.0	12.2	12.1
Agree with statement 2	16.6	11.6	14.5	15.5	15.0
Strongly agree with statement 2	28.9	31.6	29.0	30.5	29.7
Agree with neither	10.1	6.9	9.0	9.2	9.1
Don't know	2.3	2.5	2.0	2.7	2.4

Q72A. How serious of a problem is pollution, such as the accumulation of trash or garbage, or damage to the quality of the air or water, in your community?

	Urban	Rural	Men	Women	Total
Very serious	29.7	36.1	33.6	29.9	31.7
Somewhat serious	12.5	11.3	12.0	12.2	12.1
Not very serious	16.6	11.6	14.5	15.5	15.0
Not at all serious	28.9	31.6	29.0	30.5	29.7

Q72B. Which of the following is the most important environmental issue in your community today?

	Urban	Rural	Men	Women	Total
None of these/There are no problems	4.4	10.9	5.8	7.1	6.5
Air pollution	12.1	8.5	11.3	10.6	10.9
Pollution of water sources	21.8	31.5	24.0	25.7	24.9
Sanitation or human waste management	16.1	11.0	15.0	13.9	14.5
Trash disposal, including plastics	41.8	30.9	37.9	38.8	38.3
Deforestation	3.2	5.3	4.2	3.6	3.9
Some other issue	0.7	1.5	1.5	0.4	1.0
Don't know		0.4	0.3		0.1

Q72C. Please tell me whether you agree or disagree with the following statement: Plastic bags are a major source of pollution in this country?

	Urban	Rural	Men	Women	Total
Strongly disagree	6.7	9.1	8.3	6.7	7.5
Disagree	10.9	9.2	10.3	10.5	10.4
Neither agree nor disagree	2.0	0.4	1.0	1.9	1.5
Agree	24.1	29.2	25.8	25.6	25.7
Strongly agree	55.4	50.2	53.4	54.2	53.8
Don't know	0.9	2.0	1.3	1.2	1.2

Q72D. Who do you think should have the primary responsibility for reducing pollution and keeping your community clean?

	Urban	Rural	Men	Women	Total
None of these/No one/Climate change can't be stopped or doesn't need to be addressed	0.1	0.5	0.2	0.2	0.2
Ordinary Tunisians	39.6	38.7	32.5	46.1	39.3
Business and industry	12.3	11.2	14.0	9.9	12.0
The government of Tunisia	16.4	17.5	18.5	15.0	16.7
Rich or developed countries	29.4	30.3	32.7	26.7	29.7
Someone else	0.6		0.3	0.5	0.4
Refused	0.1	0.2	0.2		0.1
Don't know	1.6	1.6	1.6	1.5	1.6

Q72E. In your opinion, should our government be doing more or less than it is currently doing to limit pollution and protect the environment in this country?

	Urban	Rural	Men	Women	Total
Much less	0.2			0.3	0.1
Somewhat less	0.3		0.2	0.3	0.2
About the right amount	2.5	1.8	2.3	2.3	2.3
Somewhat more	5.8	7.8	6.3	6.5	6.4
Much more	91.0	89.0	90.3	90.4	90.3
Refused	0.1		0.1		0.0
Don't know	0.2	1.4	0.9	0.2	0.6

Natural resource extraction, such as mining, oil drilling, or wood harvesting, can have benefits, such as jobs and revenue. But it can also pose problems for nearby communities, such as pollution or deforestation.

Q73A. Please tell me whether you agree or disagree with each of the following statements: In this country, natural resource extraction should be more tightly regulated by government to reduce the negative impacts on the environment?

	Urban	Rural	Men	Women	Total
Strongly disagree	3.7	3.9	2.9	4.7	3.8
Disagree	5.0	4.2	6.0	3.6	4.8
Neither agree nor disagree	1.8	1.4	2.1	1.2	1.6
Agree	26.2	27.3	27.3	25.9	26.6
Strongly agree	57.4	54.4	56.3	56.6	56.5
Refused	0.4	0.2	0.3	0.4	0.4
Don't know	5.4	8.5	5.1	7.7	6.4

Q73B. Please tell me whether you agree or disagree with each of the following statements: Ordinary Tunisian currently have a voice in decisions about natural resource extraction that takes place near their communities?

	Urban	Rural	Men	Women	Total
Strongly disagree	27.7	36.1	32.4	28.3	30.4
Disagree	17.2	18.2	18.6	16.5	17.5
Neither agree nor disagree	2.6	2.0	2.1	2.8	2.4
Agree	24.7	20.3	26.3	20.3	23.3
Strongly agree	16.1	10.0	13.7	14.7	14.2
Refused	0.2	0.2	0.1	0.2	0.2
Don't know	11.4	13.2	6.9	17.2	12.0

Q73C. Please tell me whether you agree or disagree with each of the following statements: Local communities currently receive a fair share of the revenue from natural resource extraction that takes place near their communities?

	Urban	Rural	Men	Women	Total
Strongly disagree	29.6	37.2	36.0	28.0	32.0
Disagree	17.8	14.7	16.9	16.8	16.9
Neither agree nor disagree	2.3	3.3	2.4	2.8	2.6
Agree	23.0	19.1	22.6	21.0	21.8
Strongly agree	12.3	6.5	11.2	9.7	10.5
Refused	0.3	0.2	0.1	0.4	0.2
Don't know	14.7	18.9	10.9	21.2	16.0

Q73D. Please tell me whether you agree or disagree with each of the following statements: In general, the benefits of resource extraction activities to local communities, such as jobs and revenue, outweigh the costs, such as pollution?

	Urban	Rural	Men	Women	Total
Strongly disagree	18.1	18.5	19.2	17.2	18.2
Disagree	16.6	16.4	16.1	17.0	16.6
Neither agree nor disagree	4.4	4.2	3.4	5.2	4.3
Agree	31.6	24.9	30.2	28.8	29.5
Strongly agree	17.1	20.0	19.5	16.5	18.0
Refused	0.2	0.2	0.1	0.2	0.2
Don't know	12.0	15.8	11.4	15.0	13.2



Media

Also see Q90 on radio/TV/mobile phone ownership and Internet access under “Respondents and their households” and questions on access to information under “Responsive and transparent government.”

Now let us talk about the media and how you get information about politics and other issues.

Q74A. How often do you get news from the following sources: Radio?

	Urban	Rural	Men	Women	Total
Never	46.6	51.4	48.8	47.4	48.1
Less than once a month	6.1	4.4	5.7	5.4	5.6
A few times a month	6.8	7.5	7.5	6.5	7.0
A few times a week	10.8	9.2	9.3	11.2	10.3
Every day	29.4	27.1	28.4	29.0	28.7
Don't know	0.3	0.4	0.2	0.4	0.3

Q74B. How often do you get news from the following sources: Television?

	Urban	Rural	Men	Women	Total
Never	17.4	13.5	19.6	12.8	16.2
Less than once a month	5.8	5.9	5.5	6.2	5.8
A few times a month	6.6	4.2	6.1	5.6	5.9
A few times a week	13.5	19.2	14.8	15.9	15.3
Every day	56.5	57.2	53.8	59.6	56.7
Don't know	0.2		0.3		0.1

Q74C. How often do you get news from the following sources: Print newspapers?

	Urban	Rural	Men	Women	Total
Never	85.9	88.8	83.5	90.2	86.8
Less than once a month	4.6	4.9	5.6	3.8	4.7
A few times a month	3.7	3.0	4.0	2.9	3.5
A few times a week	2.0	1.3	2.8	0.7	1.8
Every day	2.9	1.0	3.5	1.0	2.3
Refused	0.2			0.3	0.1
Don't know	0.8	0.9	0.6	1.1	0.8

Q74D. How often do you get news from the following sources: Internet?

	Urban	Rural	Men	Women	Total
Never	34.4	51.0	38.2	41.1	39.6
Less than once a month	2.7	3.7	2.5	3.5	3.0
A few times a month	6.1	6.1	4.9	7.3	6.1
A few times a week	8.2	6.6	8.3	7.0	7.7
Every day	48.2	31.8	45.9	40.1	43.0
Don't know	0.4	0.7	0.1	0.9	0.5

Q74E. How often do you get news from the following sources: social media such as Facebook, Twitter, WhatsApp, or others?

	Urban	Rural	Men	Women	Total
Never	32.7	48.6	36.6	39.0	37.8
Less than once a month	2.0	2.6	1.9	2.4	2.2

A few times a month	3.4	4.3	3.9	3.5	3.7
A few times a week	6.3	8.4	6.8	7.0	6.9
Every day	55.0	35.2	50.3	47.1	48.7
Don't know	0.6	0.9	0.4	0.9	0.7

Q16. Which of the following statements is closest to your view?

Statement 1: The media should have the right to publish any views and ideas without government control.

Statement 2: The government should have the right to prevent the media from publishing things that it disapproves of.

	Urban	Rural	Men	Women	Total
Strongly agree with statement 1	43.6	45.7	44.4	44.1	44.2
Agree with statement 1	16.4	14.1	14.3	17.1	15.7
Agree with statement 2	12.3	12.8	13.2	11.7	12.4
Strongly agree with statement 2	24.0	22.7	23.7	23.6	23.6
Agree with neither	2.6	2.1	2.7	2.2	2.5
Refused	0.2	0.5	0.3	0.2	0.3
Don't know	0.9	2.1	1.4	1.1	1.3

Q17. Which of the following statements is closest to your view?

Statement 1: The news media should constantly investigate and report on government mistakes and corruption.

Statement 2: Too much reporting on negative events, like government mistakes and corruption, only harms the country.

	Urban	Rural	Men	Women	Total
Strongly agree with statement 1	51.4	54.8	54.0	51.0	52.5
Agree with statement 1	17.4	14.3	14.5	18.3	16.4
Agree with statement 2	11.1	7.2	10.2	9.6	9.9
Strongly agree with statement 2	16.8	18.6	17.5	17.3	17.4
Agree with neither	2.2	1.3	1.6	2.2	1.9
Refused	0.1	0.3	0.1	0.2	0.1
Don't know	1.0	3.5	2.1	1.5	1.8

Q33H. In your opinion, how free is the news media in this country to report and comment on the news without censorship or interference by the government?

	Urban	Rural	Men	Women	Total
Not at all free	9.7	13.1	13.0	8.5	10.8
Not very free	10.6	13.1	12.2	10.7	11.4
Somewhat free	34.0	26.8	29.6	33.9	31.7
Completely free	43.6	45.3	43.3	45.0	44.1
Refused	0.3		0.1	0.2	0.2
Don't know	1.8	1.6	1.8	1.7	1.7

Country-specific questions

79-TUN. Which of the following statements is closest to your view? Choose Statement 1 or Statement 2.

	Urban	Rural	Men	Women	Total
Strongly agree with statement 1	7.2	6.3	7.5	6.4	6.9
Agree with statement 1	3.2	1.9	2.7	2.8	2.8
agree with statement 2	18.7	10.7	17.3	15.0	16.2
Strongly agree with statement 1	65.8	78.8	68.9	71.0	69.9
Strongly agree with statement 2	4.2	0.9	3.2	3.2	3.2
Don't know	0.8	1.4	0.3	1.6	1.0

80-TUN. Which of the following statements is closest to your view? Choose Statement 1 or Statement 2.

	Urban	Rural	Men	Women	Total
Strongly agree with statement 1	28.0	34.2	29.7	30.2	29.9
Agree with statement 1	20.0	17.2	18.7	19.6	19.1
agree with statement 2	13.9	9.3	13.2	11.7	12.5
Strongly agree with statement 1	16.0	20.5	18.9	15.9	17.4
Strongly agree with statement 2	18.7	15.3	17.8	17.5	17.6
Don't know	3.3	3.7	1.7	5.2	3.4

81A-TUN. In your opinion, how much of a problem is smuggling in Tunisia today? Would you say it is a major problem, a minor problem or not at problem at all?

	Urban	Rural	Men	Women	Total
Not a problem at all	14.5	20.7	21.6	11.2	16.4
A minor problem	19.5	11.0	16.3	17.3	16.8
A major problem	65.4	66.0	61.8	69.4	65.6
Don't know	0.6	2.3	0.2	2.1	1.1

81B_TUN. How well or badly would you say the government is handling the issue of smuggling of goods in this country or haven't you heard enough to say?

	Urban	Rural	Men	Women	Total
Very badly	32.7	33.9	35.5	30.6	33.1
Fairly badly	20.5	12.7	16.9	19.1	18.0
Fairly well	20.0	20.4	18.1	22.2	20.1
Very well	4.3	5.7	4.4	5.1	4.8
Not applicable	15.1	22.9	21.8	13.3	17.6
Don't know	7.5	4.3	3.3	9.7	6.5

Q82A_TUN. I am now going to read to you a series of statements about the actions of some citizens in this country. For each statement, please tell me whether you think the action is not wrong at all, wrong but understandable, or wrong and punishable:

An individual knowingly buying goods smuggled into the country.

	Urban	Rural	Men	Women	Total
Not wrong at all	21.0	21.2	27.6	14.4	21.1
Wrong but understandable	40.5	40.0	36.6	44.1	40.4
Wrong and punishable	38.1	38.6	35.7	40.9	38.3
Don't know	0.4	0.2	0.1	0.6	0.3

Q82B_TUN. An individual offering small cash token to a public official in return for favoured treatment in obtaining a public service.

	Urban	Rural	Men	Women	Total
Not wrong at all	4.7	4.8	7.8	1.7	4.8
Wrong but understandable	22.9	17.8	19.6	23.1	21.3
Wrong and punishable	72.1	76.8	72.5	74.7	73.6
Don't know	0.2	0.2	0.2	0.3	0.2

Q82C_TUN. An individual accepting to work as a driver of a cargo van carrying goods that are known to be smuggled.

	Urban	Rural	Men	Women	Total
Not wrong at all	11.4	14.3	16.1	8.5	12.3
Wrong but understandable	40.1	33.5	34.5	41.5	38.0
Wrong and punishable	48.2	51.9	48.9	49.8	49.4
Don't know	0.4	0.2	0.4	0.2	0.3

Q82D_TUN. A civil servant using official time to undertake personal business to generate extra income.

	Urban	Rural	Men	Women	Total
Not wrong at all	7.1	7.8	9.2	5.4	7.3
Wrong but understandable	18.5	10.0	15.1	16.5	15.8
Wrong and punishable	73.6	82.2	75.0	77.6	76.3
Don't know	0.8		0.7	0.4	0.6

Q82E_TUN. Which of the following statements is closest to your view?

Statement 1: It is more important to get goods or products at lower prices, even if they are smuggled into the country.

Statement 2: It is more important to buy goods that come into the country through normal channels even if it means paying a higher price for them.

	Urban	Rural	Men	Women	Total
Strongly agree with Statement 1	28.7	28.5	31.9	25.4	28.6
Agree with Statement 1	12.0	13.8	11.5	13.7	12.6
Agree with Statement 2	15.2	11.2	12.8	15.0	13.9
Strongly agree with Statement 2	40.8	43.1	40.3	42.7	41.5
Agree with neither	2.8	2.3	3.2	2.0	2.6
Don't know	0.6	1.1	0.3	1.2	0.7

Other

Q97. Who do you think sent us to do this interview?

	Urban	Rural	Male	Female	Total
No one	0.9	1.7	1.1	1.1	1.1
"Afrobarometer" or One to One for Research and Polling	16.1	8.3	15.0	12.3	13.7
Research company	6.5	3.4	4.0	7.0	5.5
Non-government or religious organisation	0.4	1.0	0.9	0.3	0.6
University / School / College	0.5	0.6	0.5	0.5	0.5
Private company	4.3	4.3	5.7	2.8	4.3
Media	1.1	0.4	0.7	1.1	0.9
Political party or politician	3.0	2.9	3.6	2.4	3.0
Government	6.6	10.9	7.8	8.1	8.0
International organization or another country	0.7		0.3	0.7	0.5
God	2.8	2.3	3.3	2.0	2.6
Other	5.0	5.3	5.2	5.0	5.1
Refused to answer	1.7	1.7	1.6	1.9	1.7
Don't know	50.4	57.2	50.3	54.9	52.6