

Summary of results

Afrobarometer Round 9
survey in Nigeria, 2022

Compiled by NOI Polls

Afrobarometer Round 9

Summary of results for Nigeria, 2022

Afrobarometer, a nonprofit corporation with headquarters in Ghana, is a pan-African, nonpartisan survey research network that provides reliable data on Africans' experiences and evaluations of democracy, governance, and quality of life. Eight rounds of surveys have been conducted in up to 39 countries since 1999. Round 9 surveys are being completed in 2022. Afrobarometer's national partners conduct face-to-face interviews in the language of the respondent's choice with nationally representative samples.

Regional coordination of national partners in about 35 countries is provided by the Ghana Center for Democratic Development (CDD-Ghana), the Institute for Justice and Reconciliation (IJR) in South Africa, and the Institute for Development Studies (IDS) at the University of Nairobi in Kenya. Michigan State University (MSU) and the University of Cape Town (UCT) provide technical support to the network.

The Afrobarometer National Partner in Nigeria, NOIPolls, interviewed a nationally representative, random, stratified probability sample of 1,600 adult Nigerians between 5 and 31 March 2022. A sample of this size yields country-level results with a margin of error of ± 2.5 percentage points at a 95% confidence level. Previous surveys have been conducted in Nigeria in 2000, 2003, 2004, 2008, 2013, 2015, 2017, and 2020. CDD-Ghana provided technical backstopping for the survey. Technical details of the survey, including descriptions of stratification and household selection, translation languages, and related information, can be found in the survey Technical Information Form that follows.

Below is an outline of the survey findings from all the questions posed to respondents. We also present the findings by some critical demographics such as gender and place of residence (urban-rural). In addition, responses to all questions in the survey can be disaggregated by gender, age, urban-rural residence, and other demographic variables. Visit our free online data analysis facility at <http://afrobarometer.org/online-data-analysis/>.

Financial support for Afrobarometer is provided by Sweden via the Swedish International Development Cooperation Agency, the U.S. Agency for International Development (USAID) via the U.S. Institute of Peace, the Mo Ibrahim Foundation, the Open Society Foundations, the Bill & Melinda Gates Foundation, the William and Flora Hewlett Foundation, the European Union, the National Endowment for Democracy, the Mastercard Foundation, the Japan International Cooperation Agency, the University of California San Diego, the Global Centre for Pluralism, the World Bank Group, the Embassy of the Kingdom of the Netherlands in Uganda, and GIZ.

Contact information:

For more information, please visit www.afrobarometer.org or contact:

Chike Nwangwu
Chief Executive Officer
NOIPolls
cnwangwu@noi-polls.com
+234 8037765538
+234 9059405070

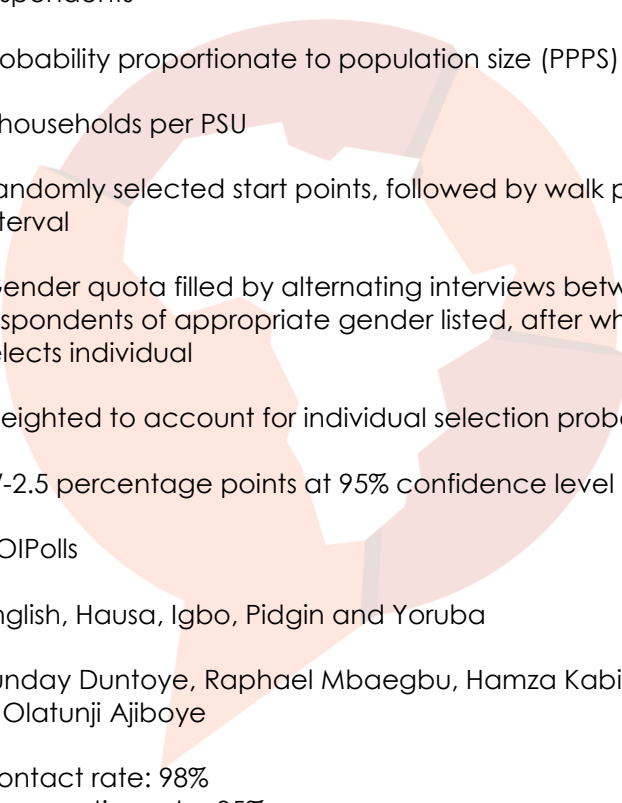
Sunday Joseph Duntoye
Head, Data Analytics
NOIPolls
sduntoye@noi-polls.com
+234 8066591646

Raphael Mbaegbu
Head, Social Research
NOIPolls
mbaegbu@noi-polls.com
+234 8063292096

Table of contents

Technical information form.....	4
Respondents and their households	5
Country's overall direction and most important problems	12
COVID-19.....	15
Economic life	20
Development and international relations	24
Democracy and politics	26
Responsive and transparent government	30
Freedoms	33
Citizenship and participation.....	35
Rule of law.....	37
Elections.....	39
Institutions and leaders.....	42
Corruption	45
Public services and government performance.....	48
Services and facilities in the enumeration area.....	48
Citizens' experiences with public services.....	51
Government performance	55
Gender equality and gender-based violence.....	60
Child welfare.....	64
Identity, society, and pluralism.....	66
Security, crime, and the police	71
Climate change and the environment	74
Media.....	80
Country-specific questions	82
Other	84

Technical information form



Universe:	Citizens of Nigeria who are 18 years and older
Sample design:	Nationally representative, random, clustered, stratified, multi-stage area probability sample
Stratification:	Region and urban-rural location
Stages:	Primary sampling units (PSUs) (from strata), start points, households, respondents
PSU selection:	Probability proportionate to population size (PPPS)
Cluster size:	8 households per PSU
Household selection:	Randomly selected start points, followed by walk pattern using 5/10 interval
Respondent selection:	Gender quota filled by alternating interviews between men and women; respondents of appropriate gender listed, after which computer randomly selects individual
Weighting:	Weighted to account for individual selection probabilities
Margin of error:	+/-2.5 percentage points at 95% confidence level
Fieldwork by:	NOIPolls
Survey languages:	English, Hausa, Igbo, Pidgin and Yoruba
Main researchers:	Sunday Duntoye, Raphael Mbaegbu, Hamza Kabir, Chukwudebe Nwanze & Olatunji Ajiboye
Outcome rates:	Contact rate: 98% Cooperation rate: 85% Refusal rate: 9% Response rate: 83%
Dates of fieldwork:	5-31 March 2022
Sample size:	1,600
Sampling frame:	2006 national population and housing frame
EA substitution rate:	6/200 = 3%

Note: All figures in the following tables are percentages, rounded to one decimal place. Due to rounding, columns may not add up to exactly 100.0%. (Please note that Afrobarometer's general practice in most analysis and publications is to report findings rounded to whole numbers.) Readers are reminded that the sample size in Nigeria of 1,600 yields a margin of sampling error of +/-2.5% percentage points at a 95% confidence level. A dash ("-") or blank cell indicates that there were no responses in this category. For Questions 1 through 97, weighted frequency distributions are reported.

Note: This presentation of findings does NOT reflect the order in which survey questions were asked during the interview. We have numbered the questions as in the questionnaire but have ordered them by topic. To see the questionnaire, please visit www.afrobarometer.org.

Respondents and their households

Demographic distribution of the sample

		Unweighted	Weighted
Gender			
	Man	49.9	51.9
	Woman	50.1	48.1
Location			
	Urban	43.5	42.8
	Rural	56.5	57.2
State			
	Abia	2.0	2.1
	Adamawa	2.0	2.2
	Akwa Ibom	2.5	2.5
	Anambra	3.0	3.1
	Bauchi	3.0	3.2
	Bayelsa	1.5	1.3
	Benue	3.0	2.9
	Borno	3.0	2.8
	Cross River	2.0	2.2
	Delta	3.0	2.9
	Ebonyi	1.5	1.4
	Edo	2.5	2.4
	Ekiti	2.0	1.8
	Enugu	2.0	2.4
	Fct Abuja	1.5	1.5
	Gombe	1.5	1.6
	Imo	3.0	2.8
	Jigawa	3.0	2.9
	Kaduna	4.0	4.2
	Kano	6.5	6.4
	Katsina	4.0	3.9
	Kebbi	2.5	2.2
	Kogi	2.0	2.2
	Kwara	1.5	1.6
	Lagos	7.5	7.4
	Nasarawa	1.5	1.0
	Niger	3.0	2.8
	Ogun	3.0	3.1

	Ondo	2.5	2.7
	Osun	2.5	2.4
	Oyo	4.0	4.0
	Plateau	2.0	2.2
	Rivers	4.0	4.1
	Sokoto	2.5	2.4
	Taraba	1.5	1.3
	Yobe	1.5	1.6
	Zamfara	2.0	2.2
Education			
	No formal education	17.3	15.8
	Primary	17.1	17.7
	Secondary	42.9	43.3
	Post-secondary	22.7	23.1
	Refused	0.1	0.1
Religion			
	Christian	53.1	54.2
	Muslim	46.5	45.5
	Other	0.3	0.2
	Don't know	0.1	0.1

Q1. How old are you?

	Urban	Rural	Man	Woman	Total
18-25	28.0	30.5	26.0	33.1	29.4
26-35	31.3	30.7	29.3	32.7	31.0
36-45	22.2	19.2	21.7	19.1	20.5
46-55	9.4	10.9	12.1	8.2	10.2
56-65	6.5	6.4	7.4	5.4	6.4
Over 65	2.6	2.4	3.5	1.5	2.5

Q2. What is the primary language you speak in your home?

	Urban	Rural	Man	Woman	Total
English	9.8	5.2	6.4	8.0	7.2
Hausa	24.5	36.8	32.1	31.0	31.5
Igbo	16.7	10.1	12.2	13.7	12.9
Yoruba	28.5	8.7	17.7	16.7	17.2
Pidgin English	1.6	1.5	1.8	1.3	1.6
Efik	0.5	2.4	1.2	1.9	1.6
Ebira	0.2			0.1	0.1
Fulani	0.5	2.1	1.7	1.2	1.4
Isoko	0.1		0.1		0.1
Ibibio	0.7	2.6	1.6	2.0	1.8
Kanuri	0.4			0.4	0.2
Tiv	0.5	0.1	0.3	0.3	0.3
Nupe	0.7	1.3	0.9	1.2	1.0
Ijaw	1.5	0.7	0.8	1.3	1.0
Edo	1.3		0.8	0.3	0.6
Igala	0.3	1.8	1.2	1.1	1.2
Urhobo	2.9	0.4	1.6	1.3	1.5
Ogoni		0.1		0.1	0.1

Anang	0.2	0.0	0.1	0.1	0.1
Ikwere	0.3	0.5	0.8		0.4
Idoma	0.3	1.1	0.7	0.9	0.8
Esan	1.0	0.3	0.5	0.7	0.6
Tarok		0.8	0.4	0.5	0.5
Oron	0.1	0.9	0.6	0.5	0.6
Bura	0.1	1.8	1.2	1.0	1.1
Bassa	1.6	0.6	0.8	1.3	1.0
Bade		1.5	0.8	0.9	0.8
Other	5.8	18.5	13.8	12.3	13.1

Q84a. What is your ethnic community, cultural group, or tribe?

	Urban	Rural	Man	Woman	Total
Hausa	22.4	32.0	28.4	27.3	27.9
Igbo	19.4	12.7	13.8	17.6	15.6
Yoruba	31.1	9.1	19.0	18.0	18.5
Efik	0.5	2.4	1.3	1.8	1.6
Ebira	0.2			0.1	0.1
Fulani	0.9	2.7	2.1	1.7	1.9
Isoko	0.1		0.1		0.1
Ibibio	0.9	3.0	2.1	2.1	2.1
Kanuri	1.2		0.5	0.5	0.5
Tiv	1.1	0.1	0.6	0.5	0.5
Nupe	0.5	1.2	0.9	0.9	0.9
Ijaw	1.6	1.0	1.1	1.4	1.2
Edo	1.8	0.4	1.1	0.9	1.0
Igala	0.6	1.7	1.3	1.1	1.2
Urhobo	3.1	0.1	1.3	1.5	1.4
Idoma	0.8	1.8	1.2	1.7	1.4
Ikwere	0.4	0.6	1.0		0.5
Kalabari	0.1			0.1	0.0
Birom	0.7		0.4	0.2	0.3
Jukun		0.1	0.1	0.0	0.1
Gwari	0.0	0.3	0.1	0.3	0.2
Bade		1.5	0.8	0.9	0.8
Bassa	1.6	0.8	1.0	1.3	1.1
Bette		1.0	0.5	0.7	0.6
Bura	0.1	2.1	1.3	1.2	1.3
Etulo		1.5	0.9	0.9	0.9
Jibu		0.6	0.4	0.4	0.4
Oron	0.1	0.9	0.6	0.5	0.6
Tarok		1.0	0.6	0.5	0.6
Other	10.5	21.3	17.6	15.7	16.7
Refused to answer	0.2		0.1		0.1
Don't know	0.2	0.1		0.2	0.1

Q94. What is your highest level of education?

	Urban	Rural	Man	Woman	Total
No formal schooling	3.8	16.2	7.3	14.8	10.9
Informal schooling only (including Koranic schooling)	1.3	7.6	4.4	5.3	4.9
Some primary schooling	2.9	4.5	3.2	4.5	3.8
Primary school completed	11.8	15.4	13.3	14.5	13.9
Intermediate school or Some secondary school / high school	10.9	10.6	9.3	12.3	10.7
Secondary school / high school completed	36.8	29.4	33.7	31.3	32.6
Post-secondary qualifications, other than university e.g. a diploma or degree from a polytechnic or college	13.7	10.2	13.5	9.7	11.7
Some university	7.6	2.9	5.5	4.3	4.9
University completed	10.1	3.1	8.8	3.2	6.1
Post-graduate	1.0		0.8	0.1	0.4
Refused	0.2		0.1	0.1	0.1

Q95. What is your religion, if any?

	Urban	Rural	Man	Woman	Total
Christian only (i.e., respondents says only "Christian", without identifying a specific sub-group)	46.4	37.1	39.3	43.0	41.1
Roman Catholic	7.1	6.5	6.2	7.3	6.8
Orthodox	0.5	1.3	1.1	0.8	1.0
Anglican	1.6	1.7	2.8	0.5	1.7
Methodist		1.0	0.2	1.0	0.6
Presbyterian		0.1	0.1		0.0
Baptist	0.4		0.4		0.2
Evangelical		0.1		0.1	0.1
Pentecostal (e.g., "Born Again" and/or "Saved")	2.2	2.3	2.1	2.3	2.2
Jehovah's Witness	0.3	0.5	0.8	0.1	0.4
Seventh Day Adventist		0.3	0.4		0.2
Muslim only (i.e., respondents says only "Muslim", without identifying a specific sub-group)	39.7	44.9	43.3	42.1	42.7
Sunni only (i.e., respondents says only "Sunni" or "Sunni Muslim", without identifying a specific sub-group)	1.5	2.9	2.2	2.3	2.3
Tijaniya Brotherhood	0.2	0.6	0.6	0.2	0.4
Shia		0.2	0.2		0.1
Traditional / ethnic religion		0.4	0.5		0.2
Church of Christ		0.0	0.0	0.0	0.0
Refused	0.1	0.2		0.3	0.1

Q90A. Which of these things do you personally own? [If “No”:] Does anyone else in your household own one: Radio?

	Urban	Rural	Man	Woman	Total
No, no one in the household owns	15.1	16.7	12.6	19.8	16.0
Someone else in household owns	19.2	24.4	11.3	33.9	22.2
Yes (personally owns)	65.7	58.6	75.9	46.2	61.6
Don't know		0.3	0.2	0.1	0.2

Q90B. Which of these things do you personally own? [If “No”:] Does anyone else in your household own one: Television?

	Urban	Rural	Man	Woman	Total
No, no one in the household owns	12.1	46.8	31.8	32.1	31.9
Someone else in household owns	17.6	17.7	10.8	25.0	17.7
Yes (personally owns)	70.4	35.5	57.4	42.9	50.4

Q90C. Which of these things do you personally own? [If “No”:] Does anyone else in your household own one: Motor vehicle or motorcycle?

	Urban	Rural	Man	Woman	Total
No, no one in the household owns	40.7	40.3	37.1	44.1	40.5
Someone else in household owns	31.8	32.4	23.0	42.0	32.1
Yes (personally owns)	27.4	27.2	39.8	13.8	27.3
Don't know	0.1	0.1	0.1	0.1	0.1

Q90D. Which of these things do you personally own? [If “No”:] Does anyone else in your household own one: Computer?

	Urban	Rural	Man	Woman	Total
No, no one in the household owns	62.8	74.9	70.3	69.1	69.7
Someone else in household owns	18.0	18.7	15.2	21.9	18.4
Yes (personally owns)	18.7	6.0	14.0	8.7	11.4
Don't know	0.6	0.4	0.6	0.3	0.5

Q90E. Which of these things do you personally own? [If “No”:] Does anyone else in your household own one: Bank account?

	Urban	Rural	Man	Woman	Total
No, no one in the household owns	7.7	32.7	19.7	24.4	22.0
Someone else in household owns	14.0	20.3	11.8	23.8	17.6
Yes (personally owns)	76.7	46.5	67.8	50.4	59.4
Refused	1.5	0.1	0.6	0.8	0.7
Don't know	0.1	0.5	0.2	0.5	0.3

Q90F. Which of these things do you personally own? [If "No":] Does anyone else in your household own one: Mobile phone?

	Urban	Rural	Man	Woman	Total
No, no one in the household owns	2.4	10.7	5.6	8.9	7.2
Someone else in household owns	7.2	16.5	7.5	17.9	12.5
Yes (personally owns)	90.4	72.7	86.8	73.2	80.2
Don't know		0.2	0.1	0.1	0.1

Q90G. Does your phone have access to the Internet?

	Urban	Rural	Man	Woman	Total
No (Does not have internet access)	30.8	43.6	37.5	38.7	38.1
Yes (Have internet)	59.6	29.0	49.3	34.4	42.1
Not applicable	9.6	27.3	13.2	26.8	19.8
Don't Know		0.0		0.0	0.0

Q90H. How often do you use: A mobile phone?

	Urban	Rural	Man	Woman	Total
Never	2.5	9.7	3.8	9.6	6.6
Less than once a month	1.6	5.1	1.8	5.5	3.6
A few times a month	4.4	7.9	5.6	7.2	6.4
A few times a week	10.8	12.5	11.4	12.2	11.8
Every day	80.8	64.7	77.4	65.3	71.6
Don't know		0.2		0.2	0.1

Q90I. How often do you use: The Internet?

	Urban	Rural	Man	Woman	Total
Never	29.8	60.2	41.7	53.0	47.2
Less than once a month	7.2	7.1	6.8	7.6	7.2
A few times a month	10.6	8.3	9.2	9.3	9.3
A few times a week	19.7	11.2	16.0	13.6	14.9
Every day	32.6	13.0	26.2	16.2	21.4
Don't know		0.3	0.1	0.2	0.1

Q91A. What is your main source of water for household use?

	Urban	Rural	Man	Woman	Total
Piped water into dwelling	4.3	0.6	2.7	1.6	2.2
Piped water into yard, plot or compound	5.2	1.8	3.5	3.1	3.3
Public tap or standpipe	5.8	3.8	3.8	5.5	4.7
Tubewell or borehole	50.2	42.3	45.8	45.4	45.6
Protected dug well	18.2	19.8	18.8	19.4	19.1
Unprotected dug well	4.8	10.6	7.8	8.4	8.1
Protected spring	0.5	1.3	0.8	1.2	1.0
Unprotected spring	0.5	2.2	1.3	1.6	1.5
Rainwater collection		0.1	0.1		0.1
Purchased from a cart with a small tank or drum	7.1	1.4	4.0	3.7	3.9
Purchased from a tanker truck	0.4		0.3	0.0	0.2
Surface water, like a river, dam, lake, pond, stream, canal or irrigation channel	2.9	15.8	10.7	9.9	10.3
Other		0.4	0.4	0.1	0.2

Q91B. Please tell me whether each of the following is available inside your house, inside your compound, or outside your compound: Your main source of water for household use?

	Urban	Rural	Man	Woman	Total
Inside the house	16.5	5.8	10.8	9.9	10.4
Inside the compound	33.5	20.0	25.6	25.9	25.8
Outside the compound	50.0	74.2	63.5	64.2	63.9

Q91C. Please tell me whether each of the following is available inside your house, inside your compound, or outside your compound: A toilet or latrine?

	Urban	Rural	Man	Woman	Total
No, none available	3.6	15.4	11.0	9.6	10.3
Yes, inside the house	41.0	18.2	29.4	26.5	28.0
Yes, inside the compound	44.5	40.4	42.2	42.1	42.2
Yes, outside the compound	10.9	26.0	17.4	21.8	19.5

Q92A. Do you have an electric connection to your home from the PHCN?

	Urban	Rural	Man	Woman	Total
No	4.4	40.2	24.1	25.7	24.9
Yes	95.6	59.6	75.7	74.3	75.0
Don't Know		0.2	0.2		0.1

Q92B. [If yes to Q94A] How often is electricity actually available from this connection?

	Urban	Rural	Man	Woman	Total
Never	5.3	4.8	5.3	4.6	5.0
Occasionally	50.3	31.8	41.9	37.3	39.7
About half of the time	23.5	12.3	16.2	18.1	17.1
Most of the time	15.3	9.7	10.6	13.7	12.1
All of the time	1.2	1.0	1.6	0.5	1.1
Not Applicable	4.4	40.4	24.3	25.7	25.0
Never	5.3	4.8	5.3	4.6	5.0

Country's overall direction and most important problems

Q3. Let's start with your general view about the current direction of our country. Some people might think the country is going in the wrong direction. Others may feel it is going in the right direction. So let me ask YOU about the overall direction of the country: Would you say that the country is going in the wrong direction or going in the right direction?

	Urban	Rural	Man	Woman	Total
Going in the wrong direction	91.0	86.9	89.2	88.1	88.7
Going in the right direction	7.6	11.5	9.7	9.9	9.8
Refused	0.1	0.3	0.3	0.1	0.2
Don't know	1.3	1.3	0.8	1.9	1.3

Q45.Pt1. In your opinion, what are the most important problems facing this country that government should address? (1st response)

	Urban	Rural	Man	Woman	Total
Management of the economy	15.5	13.5	13.4	15.4	14.4
Wages, incomes and salaries	0.8	0.9	0.9	0.8	0.8
Unemployment	13.5	10.7	12.0	11.8	11.9
Poverty/destitution	8.0	6.3	5.2	9.0	7.0
Loans / credit	0.6	0.4	0.1	0.8	0.4
Farming/agriculture	0.6	1.3	0.9	1.1	1.0
Food shortage/famine	2.6	3.5	1.9	4.4	3.1
Drought		0.1	0.1		0.0
Land		0.1	0.2		0.1
Communications		0.3	0.3		0.2
Infrastructure / roads	5.8	11.0	11.3	6.0	8.8
Education	4.5	5.9	5.6	4.9	5.3
Housing	0.2		0.2		0.1
Electricity	14.9	7.9	10.5	11.3	10.9
Water supply	5.3	9.0	6.5	8.4	7.4
Services (other)	0.5	0.4	0.6	0.3	0.4
Health	1.9	3.6	3.0	2.7	2.9
Crime and Security	17.1	19.7	20.3	16.7	18.6
Corruption	6.3	3.7	4.8	4.9	4.8
Political violence	0.3	0.2	0.3	0.1	0.2
Political instability/political divisions/ ethnic tensions	1.0	0.2	0.8	0.3	0.6
Discrimination/ inequality		0.1	0.1		0.1
Gender issues / women's rights	0.1	0.3	0.1	0.4	0.2
Democracy/political rights	0.5	0.6	0.9	0.2	0.6
Other responses	0.1	0.2	0.1	0.2	0.2
Don't know		0.1		0.2	0.1


Q45.Pt2. In your opinion, what are the most important problems facing this country that government should address? (2nd response)

	Urban	Rural	Man	Woman	Total
Management of the economy	14.1	10.9	9.4	15.4	12.3
Wages, incomes and salaries	1.6	0.6	1.2	0.8	1.0
Unemployment	12.9	9.5	10.9	11.0	11.0
Poverty/destitution	6.3	10.2	8.4	8.7	8.6
Rates and Taxes		0.2	0.2		0.1
Loans / credit	0.7	0.5	0.1	1.1	0.6
Farming/agriculture	1.3	2.2	1.4	2.3	1.8
Food shortage/famine	2.7	3.5	3.6	2.6	3.1
Drought		0.2		0.2	0.1
Transportation	0.2	0.1	0.1	0.2	0.1
Communications	0.1			0.1	0.1
Infrastructure / roads	6.5	8.2	7.0	8.1	7.5
Education	7.5	7.3	7.9	6.9	7.4
Housing	0.3	0.1	0.2	0.2	0.2
Electricity	16.1	11.2	15.0	11.5	13.3
Water supply	6.8	10.7	10.9	7.0	9.0
Orphans/street children/homeless children	0.1	0.1	0.2	0.1	0.1
Services (other)	0.8	1.3	1.2	1.0	1.1
Health	3.8	6.6	4.7	6.2	5.4
Crime and Security	11.7	12.0	11.3	12.5	11.9
Corruption	3.6	2.3	3.3	2.4	2.9
Political violence	0.0	0.1	0.0	0.1	0.1
Political instability/political divisions/ ethnic tensions	0.3	0.2	0.3	0.2	0.3
Discrimination/ inequality		0.4	0.5		0.3
Gender issues / women's rights	0.1			0.1	0.0
Democracy/political rights	1.3	1.0	1.4	0.9	1.2
Civil war		0.0	0.0		0.0
Other responses	0.8		0.5	0.2	0.4
No further reply	0.1	0.3	0.2	0.3	0.2

Q45.Pt3. In your opinion, what are the most important problems facing this country that government should address? (3rd response)

	Urban	Rural	Man	Woman	Total
Management of the economy	15.7	9.7	13.5	11.0	12.3
Wages, incomes and salaries	0.8	1.5	0.8	1.6	1.2
Unemployment	15.9	9.1	12.1	11.9	12.0
Poverty/destitution	5.3	7.7	7.5	5.7	6.6
Loans / credit	2.3	0.5	1.3	1.3	1.3
Farming/agriculture	2.3	2.1	3.0	1.3	2.2
Food shortage/famine	3.8	3.7	3.0	4.5	3.7
Transportation	0.2			0.1	0.1
Communications		0.3	0.2	0.2	0.2
Infrastructure / roads	5.6	8.7	7.4	7.3	7.4
Education	6.9	9.5	8.6	8.1	8.4
Housing	0.2		0.2	0.0	0.1
Electricity	10.8	8.6	8.6	10.6	9.5
Water supply	4.0	8.7	5.8	7.7	6.7

Orphans/street children/homeless children	0.1	0.2	0.1	0.3	0.2
Services (other)	1.8	3.0	3.5	1.4	2.5
Health	4.0	9.6	7.4	7.0	7.2
Sickness / Disease		0.1		0.1	0.0
Crime and Security	11.3	9.3	10.6	9.7	10.2
Corruption	4.8	3.0	2.5	5.1	3.8
Political violence	0.1		0.1		0.0
Political instability/political divisions/ ethnic tensions	0.1	0.1	0.1	0.2	0.1
Discrimination/ inequality		0.2	0.1	0.1	0.1
Gender issues / women's rights	0.3	0.3		0.6	0.3
Democracy/political rights	1.7	1.2	1.4	1.4	1.4
Agricultural marketing		0.3	0.3		0.2
Climate change	0.1			0.1	0.1
Other responses	0.4	0.0	0.0	0.4	0.2
No further reply	1.5	2.7	2.0	2.4	2.2



COVID-19

Now I would like to ask you some questions about the COVID-19 pandemic that has been affecting our country and the world since early 2020.

Q57A. Please tell me whether you personally or any other member of your household have been affected in any of the following ways by the COVID-19 pandemic: Became ill with, or tested positive for, COVID-19?

	Urban	Rural	Man	Woman	Total
Yes	3.4	2.2	2.3	3.2	2.7
No	96.4	97.1	97.2	96.4	96.8
Don't know	0.2	0.8	0.5	0.5	0.5

Q57B. Please tell me whether you personally or any other member of your household have been affected in any of the following ways by the COVID-19 pandemic: Temporarily or permanently lost a job, business or primary source of income?

	Urban	Rural	Man	Woman	Total
Yes	30.7	26.5	30.3	26.2	28.3
No	68.9	72.9	69.4	73.1	71.2
Refused	0.1			0.1	0.0
Don't know	0.3	0.6	0.3	0.6	0.5

Q65A. Since the start of the COVID-19 pandemic, have you or your household received any assistance from government, like food, cash payments, relief from bill payments, or other assistance that you were not normally receiving before the pandemic?

	Urban	Rural	Man	Woman	Total
No	89.3	87.9	87.3	89.8	88.5
Yes	10.7	12.1	12.7	10.2	11.5

Q65B. Do you think that the distribution of government support to people during the COVID-19 pandemic, for example through food packages or cash payments, has been fair or unfair?

	Urban	Rural	Man	Woman	Total
Very unfairly	58.6	54.3	54.9	57.5	56.2
Somewhat unfairly	23.1	26.4	25.8	24.1	25.0
Somewhat fairly	15.1	12.9	14.6	13.0	13.8
Very fairly	2.1	4.4	3.4	3.5	3.5
Refused	0.2		0.1	0.1	0.1
Don't know	0.9	1.9	1.1	1.9	1.5

Q58A. Have you received a vaccination against COVID-19, either one or two doses?

	Urban	Rural	Man	Woman	Total
No	62.0	64.3	60.2	66.7	63.3
Yes	37.8	35.5	39.7	33.0	36.5
Refused	0.3		0.1	0.1	0.1
Don't know		0.1		0.2	0.1

Q58B. If a vaccine for COVID-19 is available, how likely are you to try to get vaccinated?

	Urban	Rural	Man	Woman	Total
Very unlikely	25.1	19.9	20.1	24.4	22.1
Somewhat unlikely	11.7	9.4	9.6	11.2	10.4
Somewhat likely	16.4	22.2	19.1	20.3	19.7
Very likely	7.8	11.7	10.3	9.8	10.0
Not applicable	38.0	35.5	39.8	33.1	36.6
Refused		0.0	0.1		0.0
Don't know	1.1	1.1	1.0	1.2	1.1

Q58C. [If answer to Q58B is “very unlikely” or “Somewhat unlikely”:] What is the main reason that you would be unlikely to get a COVID-19 vaccine?

	Urban	Rural	Man	Woman	Total
COVID doesn't exist / COVID is not real	9.3	9.6	9.2	9.8	9.5
Not worried about COVID / COVID is not serious or life-threatening/not deadly	6.9	5.3	6.4	5.5	6.0
I am at no risk or low risk for getting COVID / Small chance of contracting COVID	2.7	1.5	1.9	2.2	2.0
I already had COVID and believe I am immune	0.3	0.3	0.1	0.5	0.3
God will protect me	2.9	2.5	2.3	3.0	2.7
Don't trust the vaccine/worried about getting fake or counterfeit vaccine	5.6	3.9	4.5	4.8	4.6
Vaccine is not safe	3.3	2.1	1.7	3.5	2.6
Vaccine was developed too quickly	0.1			0.1	0.0
Vaccine is not effective / Vaccinated people can still get COVID	0.5	0.2	0.3	0.4	0.4
Vaccine may cause COVID	0.0			0.0	0.0
Vaccine may cause other bad side effects	0.7	1.8	1.1	1.6	1.3
Vaccines are being used to control or track people	0.1	0.0	0.1	0.1	0.1
People are being experimented on with vaccines	0.1	0.1		0.1	0.1
Afraid of vaccines in general	0.6	0.6	0.3	0.8	0.6
Allergic to vaccines	0.2	0.1	0.1	0.2	0.1
Don't like needles	0.2	0.1	0.1	0.3	0.2
Don't trust the vaccine source / Will wait for other vaccines	0.6	0.4	0.2	0.7	0.4
It is too difficult to get the vaccine, e.g. have to travel far	0.5		0.3	0.1	0.2
I don't know how to get the vaccine	0.4	0.1	0.4	0.1	0.3
I will wait until others have been vaccinated	0.1			0.1	0.1
Religious objections to vaccines in general or to the COVID vaccine	0.1			0.1	0.1

Some other reason	1.2	0.7	0.8	1.1	0.9
Not applicable	63.2	70.6	70.3	64.4	67.5
Refused to answer	0.2			0.2	0.1
Don't know		0.0	0.0		0.0

Q59. How much do you trust the government to ensure that any vaccine for COVID-19 that is developed or offered to Nigeria citizens is safe before it is used in this country?

	Urban	Rural	Man	Woman	Total
Not at all	23.6	18.5	17.6	23.9	20.7
Just a little	29.8	24.7	26.2	27.5	26.9
Somewhat	28.7	36.9	35.8	30.8	33.4
A lot	12.7	15.5	15.9	12.6	14.3
Refused	0.0		0.0		0.0
Don't know	5.2	4.4	4.4	5.1	4.7

Q60. How well or badly would you say the current government has managed the response to the COVID-19 pandemic?

	Urban	Rural	Man	Woman	Total
Very badly	27.4	18.9	21.0	24.0	22.5
Fairly badly	19.8	19.1	18.4	20.5	19.4
Fairly well	36.3	45.0	41.2	41.3	41.3
Very well	14.7	14.5	17.4	11.7	14.6
Refused		0.1	0.2		0.1
Don't know	1.7	2.4	1.8	2.5	2.1

Q61A. How satisfied or dissatisfied are you with the government's response to COVID-19 in the following areas: Providing relief to vulnerable households?

	Urban	Rural	Man	Woman	Total
Not at all satisfied	41.0	32.3	35.9	36.2	36.0
Not very satisfied	33.1	37.2	33.2	37.8	35.4
Fairly satisfied	19.3	22.8	22.0	20.6	21.3
Very satisfied	4.4	5.4	6.9	2.8	4.9
Refused	0.4		0.2	0.1	0.2
Don't know	1.9	2.3	1.8	2.5	2.1

Q61B. How satisfied or dissatisfied are you with the government's response to COVID-19 in the following areas: Ensuring that disruptions to children's education are kept to a minimum?

	Urban	Rural	Man	Woman	Total
Not at all satisfied	27.0	26.8	27.8	25.9	26.9
Not very satisfied	35.2	32.8	33.4	34.3	33.9
Fairly satisfied	28.3	31.7	28.9	31.7	30.3
Very satisfied	6.0	7.6	7.9	5.8	6.9
Refused	0.2		0.1	0.1	0.1
Don't know	3.2	1.1	1.8	2.2	2.0

Q61C. How satisfied or dissatisfied are you with the government's response to COVID-19 in the following areas: Making sure that health facilities have adequate resources to respond to the COVID-19 pandemic?

	Urban	Rural	Man	Woman	Total
Not at all satisfied	30.2	23.2	24.9	27.5	26.2
Not very satisfied	25.4	33.4	30.4	29.4	30.0
Fairly satisfied	30.1	33.3	31.4	32.5	31.9
Very satisfied	8.6	7.7	10.1	6.0	8.1
Refused	0.7		0.1	0.5	0.3
Don't know	5.0	2.4	3.0	4.1	3.5

Q62. Considering all of the funds and resources that were available to the government for combating and responding to the COVID-19 pandemic, how much do you think was lost or stolen due to corruption?

	Urban	Rural	Man	Woman	Total
A lot	58.6	49.7	54.5	52.4	53.5
Some	27.6	30.7	29.3	29.4	29.4
A little	5.9	11.7	9.7	8.8	9.2
None	1.1	1.8	1.9	1.2	1.5
Don't know	6.8	6.0	4.6	8.3	6.4

Q63A. When the country is facing a public health emergency like the COVID-19 pandemic, do you agree or disagree that it is justified for the government to temporarily limit democracy or democratic freedoms by taking the following measures: Censoring media reporting?

	Urban	Rural	Man	Woman	Total
Strongly disagree	28.6	17.7	24.9	19.6	22.3
Disagree	31.3	33.0	30.4	34.3	32.3
Neither agree nor disagree	5.3	6.2	5.9	5.7	5.8
Agree	27.2	31.7	30.0	29.5	29.8
Strongly agree	3.7	6.5	5.9	4.7	5.3
Refused		0.1	0.2		0.1
Don't know	3.8	4.9	2.7	6.2	4.4

Q63B. When the country is facing a public health emergency like the COVID-19 pandemic, do you agree or disagree that it is justified for the government to temporarily limit democracy or democratic freedoms by taking the following measures: Using the police and security forces to enforce public health mandates like restrictions on public gatherings or wearing face masks?

	Urban	Rural	Man	Woman	Total
Strongly disagree	25.1	14.1	18.8	18.8	18.8
Disagree	17.9	15.7	17.0	16.2	16.6
Neither agree nor disagree	10.5	14.0	10.7	14.5	12.5
Agree	36.2	41.2	42.2	35.8	39.1
Strongly agree	8.8	12.6	10.2	11.8	11.0
Refused		0.5	0.5	0.1	0.3
Don't know	1.6	1.9	0.7	2.8	1.7

Q63C. When the country is facing a public health emergency like the COVID-19 pandemic, do you agree or disagree that it is justified for the government to temporarily limit democracy or democratic freedoms by taking the following measures: Postponing elections?

	Urban	Rural	Man	Woman	Total
Strongly disagree	27.5	21.2	23.7	24.1	23.9
Disagree	17.4	17.7	16.9	18.4	17.6
Neither agree nor disagree	9.0	9.3	8.9	9.5	9.2
Agree	28.0	33.3	33.4	28.4	31.0
Strongly agree	11.2	13.0	13.3	11.1	12.3
Refused	0.3	0.5	0.7	0.1	0.4
Don't know	6.5	5.1	3.1	8.4	5.7

Q64A. After experiencing the COVID-19 pandemic in Nigeria, how prepared or unprepared do you think the government will be to deal with future public health emergencies?

	Urban	Rural	Man	Woman	Total
Very unprepared	31.8	24.2	27.0	28.0	27.5
Somewhat unprepared	13.6	13.4	11.9	15.2	13.5
Somewhat prepared	23.0	29.0	26.1	26.8	26.4
Very prepared	21.2	20.6	23.5	18.0	20.9
Refused	0.4	0.2	0.3	0.2	0.3
Don't know	9.9	12.6	11.2	11.7	11.5

Q64B. Do you agree or disagree with the following statement: Our government needs to invest more of our health resources in special preparations to respond to health emergencies like COVID-19, even if it means fewer resources are available for other health services?

	Urban	Rural	Man	Woman	Total
Strongly disagree	17.1	11.3	14.7	12.8	13.8
Disagree	21.8	15.8	17.9	18.9	18.4
Neither agree nor disagree	6.0	4.5	4.5	5.9	5.2
Agree	33.3	44.4	38.5	41.0	39.7
Strongly agree	20.1	22.7	23.2	19.9	21.6
Refused	0.3		0.2		0.1
Don't know	1.4	1.2	1.0	1.5	1.3

Economic life

Let's discuss economic conditions.

Q4A. In general, how would you describe the present economic condition of this country?

	Urban	Rural	Man	Woman	Total
Very bad	66.3	59.3	64.0	60.5	62.3
Fairly bad	19.8	24.0	21.0	23.6	22.2
Neither good nor bad	3.9	4.1	3.2	4.8	4.0
Fairly good	7.1	10.5	9.8	8.2	9.0
Very good	2.3	1.8	1.5	2.5	2.0
Refused		0.0	0.0		0.0
Don't know	0.7	0.3	0.5	0.4	0.4

Q4B. In general, how would you describe your own present living conditions?

	Urban	Rural	Man	Woman	Total
Very bad	49.3	40.3	45.9	42.3	44.2
Fairly bad	23.2	30.3	26.7	27.9	27.3
Neither good nor bad	11.5	11.9	11.7	11.8	11.8
Fairly good	12.4	14.5	13.1	14.1	13.6
Very good	3.1	2.5	2.1	3.4	2.8
Refused		0.2	0.3		0.1
Don't know	0.5	0.1	0.1	0.4	0.3

Q5A. Looking back, how do you rate economic conditions in this country compared to 12 months ago?

	Urban	Rural	Man	Woman	Total
Much worse	51.3	39.9	46.2	43.2	44.8
Worse	28.0	30.2	27.5	31.2	29.3
Same	13.4	17.5	14.3	17.3	15.7
Better	6.2	9.2	8.9	7.0	8.0
Much better	1.0	3.1	3.0	1.3	2.2
Don't know		0.1	0.1		0.1

Q5B. Looking ahead, do you expect economic conditions in this country to be better or worse in 12 months' time?

	Urban	Rural	Man	Woman	Total
Much worse	11.3	10.1	12.3	8.8	10.6
Worse	14.4	14.5	14.0	14.9	14.4
Same	18.0	17.6	16.7	18.9	17.8
Better	39.8	39.0	38.2	40.6	39.4
Much better	9.4	10.0	9.6	9.9	9.7
Don't know	7.2	8.7	9.1	6.9	8.1

Q6A. Over the past year, how often, if ever, have you or anyone in your family gone without: Enough food to eat?

	Urban	Rural	Man	Woman	Total
Never	19.9	13.6	16.9	15.6	16.3
Just once or twice	22.3	19.7	18.7	23.1	20.8
Several times	33.9	34.0	34.6	33.4	34.0
Many times	17.3	21.9	20.4	19.5	19.9
Always	6.5	10.8	9.4	8.5	9.0

Q6B. Over the past year, how often, if ever, have you or anyone in your family gone without: Enough clean water for home use?

	Urban	Rural	Man	Woman	Total
Never	32.1	18.0	23.0	25.1	24.0
Just once or twice	19.9	20.3	20.1	20.1	20.1
Several times	24.8	23.3	23.7	24.2	24.0
Many times	15.1	23.2	20.9	18.4	19.7
Always	8.1	15.1	12.1	12.2	12.1
Don't Know	0.1	0.1	0.1		0.1

Q6C. Over the past year, how often, if ever, have you or anyone in your family gone without: Medicines or medical treatment?

	Urban	Rural	Man	Woman	Total
Never	26.2	14.1	19.7	18.8	19.3
Just once or twice	30.1	21.1	21.9	28.3	24.9
Several times	24.8	33.2	32.8	26.2	29.6
Many times	11.2	19.9	15.5	16.9	16.2
Always	6.7	11.6	9.8	9.3	9.5
Refused	0.1			0.1	0.0
Don't Know	0.8	0.1	0.3	0.5	0.4

Q6D. Over the past year, how often, if ever, have you or anyone in your family gone without: Enough fuel to cook your food?

	Urban	Rural	Man	Woman	Total
Never	24.6	28.0	27.0	26.1	26.6
Just once or twice	21.1	22.7	21.1	23.1	22.1
Several times	25.1	20.2	23.9	20.7	22.3
Many times	17.6	16.6	16.7	17.4	17.0
Always	11.5	12.2	11.3	12.5	11.9
Don't Know	0.1	0.2	0.1	0.3	0.2

Q6E. Over the past year, how often, if ever, have you or anyone in your family gone without: A cash income?

	Urban	Rural	Man	Woman	Total
Never	6.9	2.3	4.4	4.1	4.2
Just once or twice	14.5	10.3	11.5	12.7	12.1
Several times	32.4	32.0	31.4	33.0	32.2
Many times	23.1	26.6	25.7	24.4	25.1
Always	23.0	28.8	26.9	25.6	26.3
Don't Know	0.1			0.1	0.1

Q93I. How often, if ever, are people treated unfairly by the government based on their economic status, that is, how rich or poor they are?

	Urban	Rural	Man	Woman	Total
Never	3.5	4.9	4.5	4.1	4.3
Sometimes	26.6	27.2	26.1	27.9	27.0
Often	25.1	28.6	26.2	28.1	27.1
Always	42.6	38.5	41.9	38.5	40.3
Refused	0.1			0.1	0.1
Don't know	2.1	0.8	1.4	1.3	1.3

Q93A. Do you have a job that pays a cash income? [If "Yes":] Is it full time or part time? [If "No":] Are you currently looking for a job?

	Urban	Rural	Man	Woman	Total
No (not looking)	30.7	34.1	23.4	42.6	32.7
No (looking)	18.6	21.6	20.4	20.2	20.3
Yes, part time	10.0	12.7	16.1	6.7	11.6
Yes, full time	40.6	31.5	40.1	30.4	35.4
Refused		0.1		0.1	0.0

Q93B. What is your main occupation? [If unemployed, retired, or disabled:] What was your last main occupation?

	Urban	Rural	Man	Woman	Total
Never had a job	3.1	4.4	4.1	3.5	3.8
Student	12.8	5.9	7.5	10.3	8.9
Housewife / homemaker	8.6	13.9	0.3	23.7	11.6
Agriculture / farming / fishing / forestry	5.2	33.0	29.9	11.6	21.1
Trader / hawker / vendor	19.4	13.4	11.6	20.7	16.0
Retail / Shop	12.0	6.0	6.6	10.7	8.6
Unskilled manual worker (e.g., cleaner, laborer, domestic help, unskilled manufacturing worker)	6.2	4.2	7.3	2.6	5.0
Artisan or skilled manual worker (e.g., trades like electrician, mechanic, machinist or skilled manufacturing worker)	19.4	10.1	18.0	9.8	14.1
Clerical or secretarial	1.1	0.8	1.2	0.7	0.9
Supervisor / Foreman / Senior Manager	1.9	1.5	2.7	0.6	1.7
Security services (police, army, private security)	0.8	0.4	1.0	0.1	0.6
Mid-level professional (e.g., teacher, nurse, mid-level government officer)	5.4	4.6	5.2	4.6	4.9
Upper-level professional (e.g., banker/finance, doctor, lawyer, engineer, accountant, professor, senior-level government)	3.1	1.3	3.3	0.7	2.1
Other	0.9	0.5	0.9	0.4	0.7
Refused	0.1	0.1	0.2		0.1
Don't know		0.0		0.0	0.0

Q93C. What is the main way that decisions are made about how to use any money that you have or earn, for example from a job, a business, selling things or other activities?

	Urban	Rural	Man	Woman	Total
You make the decisions yourself	44.8	35.2	55.9	21.4	39.3
Your spouse makes the decisions	11.4	14.7	3.9	23.4	13.3
You make the decisions jointly with your spouse	22.1	25.7	19.8	28.9	24.2
You make the decisions jointly with other family members	14.2	15.0	13.4	16.1	14.7
Other family members make the decisions without you	4.7	6.5	5.6	5.9	5.7
Not applicable, no earnings	2.7	3.0	1.4	4.4	2.8
Refused to Answer	0.1		0.1		0.0
Don't know		0.0	0.1		0.0



Development and international relations

See related questions under “Public services and government performance.”

Q77. How much influence do you think China's economic activities in Nigeria have on our economy, or haven't you heard enough to say?

	Urban	Rural	Man	Woman	Total
None	4.7	3.2	4.3	3.4	3.9
A little	7.2	11.1	10.3	8.4	9.4
Some	26.8	27.1	28.5	25.3	27.0
A lot	36.0	27.4	36.1	25.7	31.1
Refused	0.1			0.1	0.1
Don't know / Haven't heard enough	25.1	31.1	20.7	37.1	28.6

Q78A. Do you think that the economic and political influence of each of the following countries on Nigeria is mostly positive, mostly negative, or haven't you heard enough to say: China?

	Urban	Rural	Man	Woman	Total
Very negative	5.1	6.3	7.6	3.7	5.7
Somewhat negative	9.7	9.6	10.9	8.3	9.6
Neither positive nor negative	7.8	5.9	7.0	6.4	6.7
Somewhat positive	28.4	23.8	27.3	24.0	25.8
Very positive	23.5	21.4	26.3	18.0	22.3
Refused	0.1	0.2		0.3	0.2
Don't know	25.5	32.8	20.8	39.2	29.7

Q78B. Do you think that the economic and political influence of each of the following countries on Nigeria is mostly positive, mostly negative, or haven't you heard enough to say: United States?

	Urban	Rural	Man	Woman	Total
Very negative	4.8	6.2	7.4	3.6	5.6
Somewhat negative	7.3	8.0	8.5	6.9	7.7
Neither positive nor negative	12.8	6.9	10.6	8.2	9.4
Somewhat positive	25.7	22.7	26.0	21.8	24.0
Very positive	15.5	17.3	19.3	13.5	16.5
Refused	0.1	0.3		0.4	0.2
Don't know	33.7	38.7	28.2	45.6	36.6

Q78C. Do you think that the economic and political influence of each of the following countries on Nigeria is mostly positive, mostly negative, or haven't you heard enough to say: Japan?

	Urban	Rural	Man	Woman	Total
Very negative	5.8	8.1	8.9	5.1	7.1
Somewhat negative	9.0	6.2	7.3	7.6	7.4
Neither positive nor negative	11.8	9.4	11.5	9.2	10.4
Somewhat positive	18.8	16.5	20.7	14.0	17.5
Very positive	9.3	11.3	14.1	6.5	10.4
Refused	0.1	0.7	0.3	0.5	0.4
Don't know	45.3	47.8	37.2	57.0	46.7

Q78D. To your knowledge, does Japan give loans or development assistance to our country's government, or haven't you had a chance to hear about this?

	Urban	Rural	Man	Woman	Total
No	31.7	34.6	32.8	34.0	33.4
Yes	15.5	12.3	18.6	8.3	13.7
Refused to answer		0.2		0.2	0.1
Don't know	52.8	52.9	48.5	57.5	52.8

Q78E. When the government of Japan gives loans or development assistance to Nigeria, do you think they put more requirements or fewer requirements on our government compared to other donor countries, or haven't you heard enough to say?

	Urban	Rural	Man	Woman	Total
Far fewer requirements	0.6	1.1	1.6	0.1	0.9
Somewhat fewer requirements	2.0	1.7	2.3	1.4	1.9
About the same number of requirements	4.2	3.4	4.6	2.8	3.8
Somewhat more requirements	3.0	2.2	3.6	1.4	2.5
Many more requirements	3.5	2.0	3.8	1.4	2.6
Not applicable	84.5	87.7	81.4	91.7	86.3
Don't know	2.2	1.9	2.8	1.2	2.0

Democracy and politics

See related questions under “Institutions and leaders.”

Q22A. There are many ways to govern a country. Would you disapprove or approve of the following alternatives: Only one political party is allowed to stand for election and hold office?

	Urban	Rural	Man	Woman	Total
Strongly disapprove	58.6	54.8	60.0	52.6	56.5
Disapprove	31.6	33.3	29.4	36.0	32.5
Neither approve nor disapprove	1.9	2.0	1.5	2.4	2.0
Approve	6.5	9.1	8.0	7.9	8.0
Strongly approve	0.8	0.7	0.7	0.8	0.7
Don't know	0.7	0.1	0.4	0.3	0.4

Q22B. There are many ways to govern a country. Would you disapprove or approve of the following alternatives: The army comes in to govern the country?

	Urban	Rural	Man	Woman	Total
Strongly disapprove	54.5	43.7	49.7	46.8	48.3
Disapprove	24.1	25.2	22.0	27.7	24.8
Neither approve nor disapprove	6.0	5.8	5.9	5.8	5.9
Approve	9.1	16.7	14.2	12.7	13.5
Strongly approve	5.3	7.9	7.6	5.9	6.8
Don't know	1.0	0.6	0.5	1.1	0.8
Strongly disapprove	54.5	43.7	49.7	46.8	48.3

Q22C. There are many ways to govern a country. Would you disapprove or approve of the following alternatives: Elections and National Assembly are abolished so that the president can decide everything?

	Urban	Rural	Man	Woman	Total
Strongly disapprove	57.7	46.9	53.7	49.1	51.5
Disapprove	28.9	32.6	28.0	34.3	31.0
Neither approve nor disapprove	3.2	5.1	3.6	5.0	4.3
Approve	6.6	9.8	8.7	8.2	8.4
Strongly approve	3.3	4.7	4.8	3.4	4.1
Refused		0.2	0.2		0.1
Don't know	0.3	0.8	1.0	0.1	0.6

Q23. Which of these three statements is closest to your own opinion?

Statement 1: Democracy is preferable to any other kind of government.

Statement 2: In some circumstances, a non-democratic government can be preferable.

Statement 3: For someone like me, it doesn't matter what kind of government we have.

	Urban	Rural	Man	Woman	Total
Statement 3: For someone like me, it doesn't matter what kind of government we have.	10.3	11.2	9.9	11.8	10.8
Statement 2: In some circumstances, a non-democratic government can be preferable.	16.9	20.5	19.5	18.4	19.0
Statement 1: Democracy is preferable to any other kind of government.	72.3	67.5	70.1	69.0	69.6
Don't know	0.5	0.8	0.5	0.8	0.6

Q18. Which of the following statements is closest to your view?

Statement 1: It is more important to have a government that can get things done, even if we have no influence over what it does.

Statement 2: It is more important for citizens to be able to hold government accountable, even if that means it makes decisions more slowly.

	Urban	Rural	Man	Woman	Total
Agree very strongly with 1	21.5	17.2	20.5	17.4	19.0
Agree with 1	13.1	15.1	13.6	14.9	14.3
Agree with 2	32.1	25.0	26.8	29.3	28.0
Agree very strongly with 2	32.5	41.0	38.1	36.5	37.3
Agree with neither	0.8	1.5	0.8	1.6	1.2
Refused	0.0	0.0	0.0	0.0	0.0
Don't know		0.2		0.2	0.1

Q27A. Which of the following statements is closest to your view?

Statement 1: Parliament should ensure that the president explains to it on a regular basis how his government spends taxpayers' money.

Statement 2: The president should be able to devote his full attention to developing the country rather than wasting time justifying his actions.

	Urban	Rural	Man	Woman	Total
Agree very strongly with 1	43.9	43.9	45.6	42.0	43.9
Agree with 1	35.7	31.7	31.6	35.3	33.4
Agree with 2	6.2	9.8	8.3	8.2	8.2
Agree very strongly with 2	7.2	10.4	8.9	9.1	9.0
Agree with neither	6.0	2.9	4.7	3.7	4.2
Refused	0.1	0.1		0.1	0.1
Don't know	0.9	1.4	0.9	1.5	1.2

Q27B. Which of the following statements is closest to your view?

Statement 1: The National Assembly should ensure that the president explains to it on a regular basis how his government spends taxpayers' money.

Statement 2: The president should be able to devote his full attention to developing the country rather than wasting time justifying his actions.

	Urban	Rural	Man	Woman	Total
Agree very strongly with 1	42.6	43.3	44.1	41.9	43.0
Agree with 1	35.3	29.5	30.0	34.1	32.0
Agree with 2	7.1	12.2	10.8	9.2	10.0
Agree very strongly with 2	11.5	12.3	12.0	12.0	12.0
Agree with neither	2.4	2.2	2.6	1.9	2.3
Refused		0.1	0.1	0.1	0.1
Don't know	1.1	0.3	0.4	0.9	0.7

Q48A. Who should be responsible for: Making sure that, once elected, members of National Assembly do their jobs?

	Urban	Rural	Man	Woman	Total
The President / Executive	29.9	39.0	35.5	34.6	35.1
The Parliament / local government council	13.0	15.6	15.0	13.8	14.4
Their Political Party	12.0	16.8	14.3	15.3	14.8
The Voters	38.3	24.3	31.5	29.0	30.3
No One	2.2	1.3	1.9	1.5	1.7
Refused	0.2		0.1		0.1
Don't know	4.5	3.0	1.7	5.7	3.6

Q48B. Who should be responsible for: Making sure that, once elected, the president does his or her job?

	Urban	Rural	Man	Woman	Total
The President / Executive	29.9	39.0	35.5	34.6	35.1
The Parliament / local government council	13.0	15.6	15.0	13.8	14.4
Their Political Party	12.0	16.8	14.3	15.3	14.8
The Voters	38.3	24.3	31.5	29.0	30.3
No One	2.2	1.3	1.9	1.5	1.7
Refused	0.2		0.1		0.1
Don't know	4.5	3.0	1.7	5.7	3.6

Q27C. Which of the following statements is closest to your view?

Statement 1: After losing an election, opposition parties should monitor and criticize the government in order to hold it accountable.

Statement 2: Once an election is over, opposition parties and politicians should accept defeat and cooperate with government to help it develop the country.

	Urban	Rural	Man	Woman	Total
Agree very strongly with 1	13.9	11.8	13.7	11.5	12.7
Agree with 1	7.6	8.6	7.0	9.5	8.2
Agree with 2	33.4	28.5	30.6	30.6	30.6
Agree very strongly with 2	43.3	50.5	48.0	46.8	47.4
Agree with neither	1.5	0.4	0.6	1.1	0.8
Don't know	0.4	0.2		0.6	0.3

Q29A. Which of the following statements is closest to your view?

Statement 1: The Constitution should limit the president to serving a maximum of two terms in office.

Statement 2: There should be no constitutional limit on how long the president can serve.

	Urban	Rural	Man	Woman	Total
Agree very strongly with 1	50.8	53.6	53.4	51.4	52.4
Agree with 1	36.5	32.2	32.5	35.6	34.0
Agree with 2	4.2	5.9	5.0	5.4	5.2
Agree very strongly with 2	5.5	6.5	7.0	5.1	6.1
Agree with neither	2.1	1.4	1.6	1.8	1.7
Refused		0.1		0.1	0.0
Don't know	0.8	0.3	0.5	0.6	0.5

Q29B. Which of the following statements is closest to your view?

Statement 1: Nigeria's armed forces should never intervene in the country's political process.

Statement 2: It is legitimate for the armed forces to take control of government when elected leaders abuse power for their own ends.

	Urban	Rural	Man	Woman	Total
Agree very strongly with 1	31.0	27.7	31.8	26.3	29.2
Agree with 1	29.2	24.0	24.1	28.5	26.2
Agree with 2	13.6	16.7	14.4	16.5	15.4
Agree very strongly with 2	22.3	28.7	27.2	24.6	26.0
Agree with neither	2.5	1.7	1.7	2.4	2.0
Refused		0.2		0.3	0.1
Don't know	1.3	0.9	0.7	1.5	1.1

Q30. In your opinion, how much of a democracy is Nigeria today?

	Urban	Rural	Man	Woman	Total
Not a democracy	15.0	11.8	14.1	12.2	13.2
A democracy, with major problems	54.7	47.3	50.2	50.8	50.5
A democracy, but with minor problems	23.6	30.8	28.2	27.3	27.7
A full democracy	5.3	7.7	6.7	6.6	6.6
Do not understand question /do not understand what 'democracy' is	1.1	1.3	0.2	2.3	1.2
Don't know	0.2	1.1	0.7	0.8	0.7
Refused	0.1			0.1	0.1

Q31. Overall, how satisfied are you with the way democracy works in Nigeria?

	Urban	Rural	Man	Woman	Total
The country is not a democracy	1.7	0.4	1.4	0.6	1.0
Not at all satisfied	45.5	38.3	40.9	41.9	41.4
Not very satisfied	33.7	37.0	34.7	36.5	35.6
Fairly satisfied	16.3	19.1	18.3	17.5	17.9
Very satisfied	1.9	4.4	4.2	2.3	3.3
Refused	0.1			0.1	0.1
Do not know	0.7	0.7	0.4	1.0	0.7

Q32A. Do you think that this country is more democratic, less democratic or about the same than it was five years ago?

	Urban	Rural	Man	Woman	Total
Much less democratic	44.9	37.5	41.6	39.6	40.6
Somewhat less democratic	14.5	16.2	16.0	14.9	15.5
About the same	29.7	30.3	28.5	31.6	30.0
Somewhat more democratic	5.4	6.2	6.5	5.1	5.8
Much more democratic	3.7	7.9	7.0	5.1	6.1
Refused	0.1			0.1	0.1
Don't know	1.7	2.1	0.4	3.5	1.9

Q32B. Do you think that in five years' time this country will be more democratic than it is now, less democratic, or about the same?

	Urban	Rural	Man	Woman	Total
Much less democratic	12.4	16.6	15.6	14.0	14.8
Somewhat less democratic	7.2	6.7	6.4	7.5	6.9
About the same	28.7	28.9	27.1	30.7	28.8
Somewhat more democratic	20.1	16.8	17.9	18.6	18.2
Much more democratic	19.3	19.5	21.9	16.8	19.4
Don't know	12.3	11.4	11.2	12.4	11.8

Responsive and transparent government

Q19A. Which of the following statements is closest to your view?

Statement 1: The government is like the people's boss. People should respect the government and do what it directs.

Statement 2: The government is like the people's employee. It should respect citizens and do what they request.

	Urban	Rural	Man	Woman	Total
Agree very strongly with 1	11.1	12.3	10.9	12.8	11.8
Agree with 1	5.9	12.2	8.3	10.8	9.5
Agree with 2	31.2	25.6	27.8	28.2	28.0
Agree very strongly with 2	48.3	47.4	50.8	44.6	47.8
Agree with neither	3.0	2.0	1.7	3.2	2.4
Refused	0.1	0.1	0.1	0.1	0.1
Don't know	0.4	0.3	0.4	0.3	0.3

Q19B. Which of the following statements is closest to your view?

Statement 1: Our elected officials should listen to constituents' views and do what they demand.

Statement 2: Our elected leaders should follow their own ideas in deciding what is best for the country.

	Urban	Rural	Man	Woman	Total
Agree very strongly with 1	51.9	51.9	53.3	50.4	51.9
Agree with 1	33.4	26.4	28.6	30.2	29.4
Agree with 2	7.0	11.0	7.8	11.0	9.3
Agree very strongly with 2	6.2	10.4	9.7	7.4	8.6
Agree with neither	1.2	0.3	0.4	1.0	0.7
Refused	0.2	0.0	0.2	0.0	0.1

Q75. For each of the following statements, please tell me whether you disagree or agree: Information held by public authorities is only for use by government officials; it should not have to be shared with the public?

	Urban	Rural	Man	Woman	Total
Strongly disagree	27.6	26.1	29.4	23.8	26.7
Disagree	36.8	39.4	36.4	40.3	38.3
Neither agree nor disagree	8.0	2.9	4.3	5.9	5.1
Agree	20.1	25.7	23.1	23.5	23.3
Strongly agree	6.1	4.9	5.7	5.2	5.4
Refused	0.2		0.1		0.1
Don't know	1.3	1.0	0.9	1.3	1.1

Q76A. I would like to ask you about what kinds of information should be shared with the public and which should not. For each of the following, please tell me whether ordinary citizens and news media should have the right to obtain this information from government, or whether government should be allowed to keep the information away from the public: Budgets and expenditures for the local government councillors?

	Urban	Rural	Man	Woman	Total
No, government use only	6.4	10.8	7.2	10.7	8.9
Yes, available to the public	91.5	88.5	92.2	87.2	89.8
Don't know	2.1	0.7	0.6	2.1	1.3

Q76B. For each of the following, please tell me whether ordinary citizens and news media should have the right to obtain this information from government, or whether government should be allowed to keep the information away from the public: All bids and contracts with businesses that have competed for government-funded projects or purchases?

	Urban	Rural	Man	Woman	Total
No, government use only	12.0	14.3	11.9	14.8	13.3
Yes, available to the public	85.5	83.6	87.1	81.5	84.4
Don't know	2.5	2.1	1.0	3.7	2.3

Q76C. For each of the following, please tell me whether ordinary citizens and news media should have the right to obtain this information from government, or whether government should be allowed to keep the information away from the public: Salary information for teachers and local government officials?

	Urban	Rural	Man	Woman	Total
No, government use only	22.8	25.8	22.8	26.4	24.6
Yes, available to the public	74.1	73.1	76.0	70.8	73.5
Don't know	3.1	1.0	1.2	2.8	1.9

A35A. How likely is it that you could get the following information from government or other public institutions, or haven't you heard enough to say: If you contacted the local school to find out what the school's budget is and how the funds have been used?

	Urban	Rural	Man	Woman	Total
Not at all likely	38.5	41.5	36.9	43.8	40.2
Not very likely	25.5	28.8	28.5	26.2	27.4
Somewhat likely	24.1	23.3	26.1	21.0	23.7
Very likely	5.9	4.1	5.4	4.3	4.9
Don't know/Haven't heard	6.1	2.3	3.1	4.7	3.9

Q35B. How likely is it that you could get the following information from government or other public institutions, or haven't you heard enough to say: If you contacted your local government office to find out about the local development plan and budget?

	Urban	Rural	Man	Woman	Total
Not at all likely	51.1	43.8	44.3	49.7	46.9
Not very likely	21.7	27.4	25.3	24.6	25.0
Somewhat likely	15.7	20.3	19.8	16.8	18.3
Very likely	5.9	6.9	8.2	4.7	6.5
Don't know/Haven't heard	5.6	1.6	2.4	4.3	3.3

Q35C. How likely is it that you could get the following information from government or other public institutions, or haven't you heard enough to say: If you contacted your local government office to request to see a contract for a government-funded project or purchase?

	Urban	Rural	Man	Woman	Total
Not at all likely	51.9	49.0	47.2	53.6	50.3
Not very likely	24.0	26.2	27.5	22.9	25.3
Somewhat likely	14.7	16.2	17.1	13.9	15.6
Very likely	4.2	6.6	5.9	5.2	5.6
Don't know/Haven't heard	5.2	1.9	2.3	4.4	3.3

Q34A. How much of the time do you think the following try their best to listen to what ordinary people have to say: Members of the National Assembly?

	Urban	Rural	Man	Woman	Total
Never	56.3	54.1	52.6	57.7	55.1
Only sometimes	35.7	35.5	38.7	32.3	35.6
Often	5.2	8.2	7.6	6.2	6.9
Always	1.1	1.6	0.8	2.0	1.4
Don't know	1.7	0.6	0.4	1.8	1.1

Q34B. How much of the time do you think the following try their best to listen to what ordinary people have to say: Members of local government councillors?

	Urban	Rural	Man	Woman	Total
Never	50.2	42.6	44.2	47.7	45.9
Only sometimes	32.0	37.4	34.3	35.9	35.1
Often	12.8	15.6	16.3	12.3	14.4
Always	3.5	4.2	5.0	2.7	3.9
Don't know	1.5	0.2	0.2	1.4	0.8

Q11A. In your opinion, how likely is it that you could get together with others and make your elected local government councillors listen to your concerns about a matter of importance to the community?

	Urban	Rural	Man	Woman	Total
Not at all likely	30.7	24.0	24.0	30.0	26.9
Not very likely	30.9	26.8	23.7	33.8	28.6
Somewhat likely	25.3	35.5	35.1	26.9	31.2
Very likely	10.5	11.7	16.0	6.1	11.2
Refused		0.2	0.0	0.2	0.1
Don't know	2.5	1.8	1.2	3.0	2.1

Q36A. How likely is it that you could get someone to take action: If you went to a local leader or a local government office to request assistance for a development project in your community, like an improved water supply or community clean-up activity?

	Urban	Rural	Man	Woman	Total
Not at all likely	47.6	42.9	40.5	49.6	44.9
Not very likely	28.0	29.1	29.3	27.9	28.6
Somewhat likely	17.0	22.8	24.8	15.4	20.3
Very likely	3.4	3.8	3.8	3.4	3.6
Don't know/Haven't heard	4.0	1.5	1.5	3.7	2.6

Q36B. How likely is it that you could get someone to take action: If you went to the local school to report teacher misbehavior such as absenteeism or mistreatment of students?

	Urban	Rural	Man	Woman	Total
Not at all likely	27.4	31.9	27.3	32.9	30.0
Not very likely	17.8	22.1	22.3	18.0	20.3
Somewhat likely	34.8	28.0	31.4	30.4	30.9
Very likely	15.5	16.2	16.9	14.9	15.9
Don't know/Haven't heard	4.5	1.8	2.2	3.8	2.9

Q36C. How likely is it that you could get someone to take action: If you went to a local government office or anti-corruption authority to report corrupt behavior like misuse of funds or requests for bribes?

	Urban	Rural	Man	Woman	Total
Not at all likely	55.6	45.0	45.1	54.2	49.5
Not very likely	21.3	25.8	25.3	22.3	23.8
Somewhat likely	15.1	21.7	21.3	16.3	18.9
Very likely	3.9	6.2	6.4	3.9	5.2
Don't know/Haven't heard	4.1	1.4	1.8	3.3	2.6

Freedom

See related questions under “Media.”

Q9A. In this country, how free are you to say what you think?

	Urban	Rural	Man	Woman	Total
Not at all free	14.5	9.3	10.0	13.1	11.5
Not very free	32.7	26.4	28.9	29.3	29.1
Somewhat free	29.6	32.9	28.7	34.5	31.5
Completely free	22.8	30.8	31.6	22.8	27.4
Refused	0.3		0.3		0.1
Don't know	0.1	0.6	0.5	0.3	0.4

Q9B. In this country, how free are you to join any political organization you want?

	Urban	Rural	Man	Woman	Total
Not at all free	7.3	3.8	3.8	7.0	5.3
Not very free	9.0	11.0	9.2	11.3	10.2
Somewhat free	24.7	21.1	20.8	24.6	22.6
Completely free	57.3	63.3	65.2	55.9	60.7
Refused		0.1	0.1		0.0
Don't know	1.7	0.7	1.0	1.2	1.1

Q9C. In this country, how free are you to choose who to vote for without feeling pressured?

	Urban	Rural	Man	Woman	Total
Not at all free	6.8	5.0	5.4	6.1	5.8
Not very free	10.6	10.6	10.0	11.3	10.6
Somewhat free	18.1	17.4	15.2	20.4	17.7
Completely free	64.0	66.6	68.6	62.1	65.5
Don't know	0.6	0.4	0.8	0.1	0.5

Q33D. In your opinion, how often, in this country, do people have to be careful of what they say about politics?

	Urban	Rural	Man	Woman	Total
Never	9.8	10.1	9.5	10.5	10.0
Rarely	18.4	23.4	20.9	21.6	21.2
Often	31.1	29.8	32.0	28.7	30.4
Always	37.9	34.1	36.0	35.3	35.7
Don't know	2.8	2.6	1.7	3.8	2.7

Q15. Let's talk for a moment about the kind of society you would like to have in this country. Which of the following statements is closest to your view?

Statement 1: The government should be able to ban any organization that goes against its policies.

Statement 2: We should be able to join any organization, whether or not the government approves of it.

	Urban	Rural	Man	Woman	Total
Agree very strongly with 1	26.0	30.9	29.4	28.2	28.8
Agree with 1	23.9	14.5	16.6	20.7	18.5
Agree with 2	23.6	28.1	26.8	25.4	26.1
Agree very strongly with 2	24.5	23.6	25.0	22.9	24.0
Agree with neither	1.9	2.5	1.9	2.6	2.3
Refused		0.1	0.1		0.1
Don't know	0.1	0.3	0.3	0.2	0.2

Citizenship and participation

See related questions under “Elections.”

Q8. When you get together with your friends or family, how often would you say you discuss political matters?

	Urban	Rural	Man	Woman	Total
Never	28.6	24.6	13.5	40.1	26.3
Occasionally	53.5	48.5	52.4	48.7	50.6
Frequently	17.9	26.9	34.1	11.2	23.0
Don't know		0.1		0.1	0.0

Q10A. Here is a list of actions that people sometimes take as citizens. For each of these, please tell me whether you, personally, have done any of these things during the past year. [If “No”:] Would you do this if you had the chance: Attended a community meeting?

	Urban	Rural	Man	Woman	Total
No, would never do this	30.4	21.4	11.3	40.2	25.2
No, would do it if I had the chance	31.9	19.2	20.8	28.8	24.6
Yes, once or twice	6.4	8.5	6.8	8.4	7.6
Yes, several times	18.4	28.5	32.6	15.0	24.2
Yes, often	12.8	22.4	28.4	7.4	18.3
Refused	0.1	0.1		0.2	0.1

Q10B. Here is a list of actions that people sometimes take as citizens. For each of these, please tell me whether you, personally, have done any of these things during the past year. [If “No”:] Would you do this if you had the chance: Got together with others to raise an issue?

	Urban	Rural	Man	Woman	Total
No, would never do this	29.8	21.7	12.5	38.8	25.2
No, would do it if I had the chance	29.4	22.0	22.2	28.4	25.2
Yes, once or twice	12.2	10.7	10.2	12.7	11.4
Yes, several times	19.9	29.2	35.1	14.6	25.2
Yes, often	8.4	16.2	19.9	5.2	12.8
Refused	0.2	0.2		0.4	0.2
Don't Know	0.1			0.1	0.0

Q10C. Here is a list of actions that people sometimes take as citizens. For each of these, please tell me whether you, personally, have done any of these things during the past year. [If “No”:] Would you do this if you had the chance: Participated in a demonstration or protest march?

	Urban	Rural	Man	Woman	Total
No, would never do this	67.2	62.1	55.6	73.6	64.3
No, would do it if I had the chance	20.9	28.6	32.2	17.9	25.3
Yes, once or twice	4.5	5.0	5.3	4.2	4.8
Yes, several times	5.6	2.9	4.7	3.4	4.1
Yes, often	0.5	0.9	1.2	0.2	0.7
Refused	1.4	0.5	1.1	0.7	0.9

Q11B. During the past year, how often have you contacted any of the following persons about some important problem or to give them your views: A local government councillor?

	Urban	Rural	Man	Woman	Total
Never	73.8	61.0	55.8	78.0	66.5
Only once	14.9	19.4	22.3	12.3	17.5
A few times	9.0	14.4	16.1	7.8	12.1
Often	2.1	5.1	5.7	1.7	3.8
Don't know	0.1	0.2	0.1	0.2	0.1

Q11C. During the past year, how often have you contacted any of the following persons about some important problem or to give them your views: A member of National Assembly?

	Urban	Rural	Man	Woman	Total
Never	82.5	79.3	77.6	84.0	80.7
Only once	5.7	8.7	9.6	5.1	7.4
A few times	9.7	7.7	8.6	8.5	8.6
Often	1.8	4.0	4.0	2.1	3.1
Don't know	0.2	0.2	0.1	0.4	0.2

Q11D. During the past year, how often have you contacted any of the following persons about some important problem or to give them your views: A political party official?

	Urban	Rural	Man	Woman	Total
Never	73.8	62.8	57.8	77.9	67.5
Only once	15.2	16.4	19.0	12.6	15.9
A few times	8.2	17.0	18.2	7.8	13.2
Often	2.6	3.4	4.9	1.2	3.1
Don't know	0.2	0.4	0.2	0.5	0.3

Q11E. During the past year, how often have you contacted any of the following persons about some important problem or to give them your views: A traditional leader?

	Urban	Rural	Man	Woman	Total
Never	62.8	41.6	37.5	64.7	50.6
Only once	10.3	12.5	12.0	11.1	11.6
A few times	17.4	23.0	25.9	14.9	20.6
Often	9.4	22.9	24.5	9.1	17.1
Don't know	0.1	0.1	0.1	0.1	0.1

Q89A. Do you feel close to any particular political party?

	Urban	Rural	Man	Woman	Total
No (does NOT feel close to ANY party)	65.8	52.5	48.6	68.4	58.2
Yes (feels close to a party)	32.0	44.4	48.5	29.1	39.1
Refused to answer	1.8	3.0	2.9	2.1	2.5
Does not know	0.3	0.1		0.4	0.2

Q89B: Which party is that?

	Urban	Rural	Man	Woman	Total
All Progressive Congress (APC)	16.9	22.8	24.5	15.8	20.3
All Nigeria People's Party (ANPP)		0.2		0.2	0.1
All Progressives Grand Alliance (APGA)	1.4	0.3	1.0	0.4	0.7
Democratic People's Party (DPP)	0.1	0.1	0.1	0.1	0.1
People's Democratic Party (PDP)	12.2	19.5	20.7	11.7	16.4
Peoples Progressive Party (PPP)		0.1	0.2		0.1
People's Redemption Party (PRP)	0.2			0.2	0.1
Young Professional Party (YPP)		0.3	0.4		0.2
Other	0.3	0.2	0.5		0.2
Not Applicable	68.0	55.6	51.5	70.9	60.9
Refused	0.8	0.4	0.6	0.6	0.6
Don't know	0.1	0.4	0.5	0.1	0.3

Rule of law

Q28. Which of the following statements is closest to your view?

Statement 1: Since the president was elected to lead the country, he should not be bound by laws or court decisions that he thinks are wrong.

Statement 2: The president must always obey the laws and the courts, even if he thinks they are wrong.

	Urban	Rural	Man	Woman	Total
Agree very strongly with 1	13.5	16.7	15.2	15.6	15.3
Agree with 1	6.6	12.1	8.1	11.5	9.8
Agree with 2	39.3	30.3	34.5	33.7	34.1
Agree very strongly with 2	39.1	40.2	41.6	37.6	39.7
Agree with neither	1.1	0.5	0.6	1.0	0.8
Don't know	0.4	0.2		0.6	0.3

Q33B. In your opinion, how often, in this country, does the president ignore the courts and laws of this country?

	Urban	Rural	Man	Woman	Total
Never	13.1	14.1	14.4	12.9	13.7
Rarely	32.1	30.3	31.8	30.3	31.1
Often	22.0	26.8	25.8	23.6	24.7
Always	17.5	19.9	20.3	17.3	18.9
Don't know	15.4	8.8	7.6	16.0	11.6

Q33C. In your opinion, how often, in this country, does the president ignore the National Assembly and just do what he wants?

	Urban	Rural	Man	Woman	Total
Never	12.6	12.1	13.1	11.4	12.3
Rarely	28.5	25.4	29.4	23.9	26.8
Often	27.1	32.5	30.7	29.6	30.2
Always	15.7	20.5	19.3	17.5	18.4
Refused	0.2			0.1	0.1
Don't know	16.0	9.4	7.5	17.4	12.2

Q33E. In your opinion, how often, in this country, are people treated unequally under the law?

	Urban	Rural	Man	Woman	Total
Never	3.7	6.8	4.9	6.1	5.4
Rarely	9.8	12.4	11.8	10.8	11.3
Often	41.3	39.3	41.4	38.8	40.1
Always	44.8	41.4	41.7	44.1	42.9
Don't know	0.4	0.1	0.3	0.2	0.2

Q33F. In your opinion, how often, in this country, do officials who commit crimes go unpunished?

	Urban	Rural	Man	Woman	Total
Never	7.3	9.6	9.0	8.2	8.6
Rarely	22.4	27.8	24.8	26.2	25.5
Often	28.1	32.6	33.7	27.4	30.7
Always	40.0	28.0	31.2	35.2	33.1
Don't know	2.1	2.0	1.2	3.0	2.1

Q33G. In your opinion, how often, in this country, do ordinary people who break the law go unpunished?

	Urban	Rural	Man	Woman	Total
Never	48.8	45.2	44.0	49.7	46.7
Rarely	25.5	21.8	24.7	21.9	23.4
Often	12.5	18.2	16.1	15.3	15.8
Always	10.3	13.0	12.5	11.2	11.9
Refused		0.1	0.1		0.1
Don't know	2.9	1.7	2.5	1.9	2.2

Elections

See also Q37C (trust in electoral commission) under “Institutions and leaders.”

Q24. Which of the following statements is closest to your view?

Statement 1: We should choose our leaders in this country through regular, open, and honest elections.

Statement 2: Since elections sometimes produce bad results, we should adopt other methods for choosing this country's leaders.

	Urban	Rural	Man	Woman	Total
Agree very strongly with 1	42.8	42.1	45.7	38.9	42.4
Agree with 1	29.6	28.1	26.5	31.2	28.7
Agree with 2	10.4	11.9	10.8	11.7	11.2
Agree very strongly with 2	15.1	16.1	15.0	16.4	15.7
Agree with neither	1.7	1.7	1.7	1.8	1.7
Refused	0.1	0.1	0.2		0.1
Don't know	0.4		0.2	0.1	0.2

Q25. Which of the following statements is closest to your view?

Statement 1: Political parties create division and confusion; it is therefore unnecessary to have many political parties in Nigeria.

Statement 2: Many political parties are needed to make sure that Nigeria have real choices in who governs them.

	Urban	Rural	Man	Woman	Total
Agree very strongly with 1	17.8	15.0	16.7	15.7	16.2
Agree with 1	16.3	10.7	11.6	14.7	13.1
Agree with 2	25.9	29.9	27.5	28.9	28.2
Agree very strongly with 2	38.5	43.3	43.4	38.9	41.2
Agree with neither	0.8	0.9	0.7	1.1	0.9
Refused		0.0	0.0		0.0
Don't know	0.7	0.2	0.1	0.7	0.4

Q26. Which of the following statements is closest to your view?

Statement 1: In a democracy, it is better if power sometimes changes hands in elections from one political party to another.

Statement 2: In a democracy, as long as a government is elected by the people in a free and fair election, it doesn't matter if one party always wins and continuously governs the country.

	Urban	Rural	Man	Woman	Total
Agree very strongly with 1	38.7	38.9	37.0	40.7	38.8
Agree with 1	22.6	27.3	24.9	25.6	25.3
Agree with 2	17.7	16.2	17.4	16.3	16.9
Agree very strongly with 2	19.1	16.5	19.4	15.7	17.6
Agree with neither	1.2	1.1	1.0	1.3	1.1
Refused	0.2		0.1		0.1
Don't know	0.5	0.1	0.1	0.4	0.2

Q33A. In your opinion, how often, in this country, does competition between political parties lead to violent conflict?

	Urban	Rural	Man	Woman	Total
Never	5.6	10.7	8.5	8.5	8.5
Rarely	15.4	16.3	16.3	15.6	15.9
Often	43.6	39.7	41.7	41.0	41.4
Always	34.1	32.8	33.2	33.5	33.4
Don't know	1.3	0.5	0.3	1.4	0.8

Let's talk about the last national election held in 2019.

Q13. People are not always able to vote in elections, for example, because they weren't registered, they were unable to go, or someone prevented them from voting. How about you? In the last national election held in 2019, did you vote, or not, or were you too young to vote? Or can't you remember whether you voted?

	Urban	Rural	Man	Woman	Total
I did not vote	30.0	19.9	17.3	31.6	24.2
I was too young to vote	4.2	3.3	2.8	4.6	3.7
I can't remember whether I voted	0.3	0.4	0.1	0.6	0.3
I voted in the election	65.3	76.4	79.6	63.1	71.7
Refused	0.1		0.1		0.1
Don't know	0.1		0.0		0.0

Q14A. On the whole, how would you rate the freeness and fairness of the last national election, held in 2019?

	Urban	Rural	Man	Woman	Total
Not free and fair	15.5	11.4	13.5	12.7	13.1
Free and fair, with major problems	26.4	23.7	24.7	25.0	24.9
Free and fair, but with minor problems	23.2	28.6	25.7	26.9	26.3
Completely free and fair	27.6	31.1	32.1	26.9	29.6
Do not understand question	1.6	0.7	0.8	1.4	1.1
Don't know	5.5	4.6	3.0	7.1	5.0
Refused	0.2		0.1		0.1

Q14C. During the last national election campaign in 2019, how much did you personally fear becoming a victim of political intimidation or violence?

	Urban	Rural	Man	Woman	Total
A lot	10.7	12.5	10.4	13.1	11.7
Somewhat	20.2	20.4	22.2	18.3	20.3
A little bit	32.0	25.3	24.7	32.0	28.2
Not at all	36.2	41.7	42.4	36.0	39.3
Don't know	1.0	0.1	0.4	0.5	0.5

Q12A. Think about how elections work in practice in this country. How well do elections ensure that representatives to National Assembly reflect the views of voters?

	Urban	Rural	Man	Woman	Total
Not at all well	41.9	30.9	36.7	34.4	35.6
Not very well	29.8	38.2	34.8	34.5	34.6
Fairly well	22.7	23.2	23.5	22.5	23.0
Very well	3.3	5.5	4.1	5.1	4.6
Don't know	2.2	2.2	1.0	3.5	2.2

Q12B. Think about how elections work in practice in this country. How well do elections enable voters to remove from office leaders who do not do what the people want?

	Urban	Rural	Man	Woman	Total
Not at all well	47.9	42.2	47.5	41.6	44.7
Not very well	31.1	33.3	31.0	33.8	32.4
Fairly well	12.2	16.1	14.5	14.4	14.5
Very well	4.7	5.9	5.5	5.2	5.4
Don't know	4.0	2.5	1.4	5.0	3.2

14B. How likely do you think it is that powerful people can find out how you voted, even though there is supposed to be a secret ballot in this country?

	Urban	Rural	Man	Woman	Total
Not at all likely	35.2	26.7	34.5	25.8	30.3
Not very likely	26.2	25.2	22.2	29.2	25.6
Somewhat likely	22.2	33.7	29.7	27.8	28.8
Very likely	8.7	7.5	8.5	7.5	8.0
Don't know	7.8	7.0	5.1	9.7	7.3

Q96. If Presidential elections were held tomorrow, which candidate's party would you vote for?

	Urban	Rural	Man	Woman	Total
All Progressive Congress (APC)	18.4	25.3	23.8	20.7	22.3
KOWA Party	0.1	0.2	0.2	0.1	0.1
All Nigeria People's Party (ANPP)	0.2	0.4	0.3	0.4	0.3
All Progressives Grand Alliance (APGA)	0.8	0.3	0.9	0.1	0.5
Conscience People's Congress (CPC)	0.1			0.1	0.0
Democratic People's Party (DPP)	0.1			0.1	0.1
New Democrats (ND)	0.1			0.1	0.0
People's Democratic Party (PDP)	22.3	31.6	28.0	27.1	27.6
People's Redemption Party (PRP)	0.5		0.2	0.2	0.2
People's Salvation Party (PSP)	0.2			0.2	0.1
Young Professional Party (YPP)		0.3	0.4		0.2
Other		0.5	0.5	0.1	0.3
Would not vote	18.1	9.4	10.5	16.0	13.2
Refused to answer	7.2	7.1	7.5	6.8	7.2
Don't know	32.0	24.8	27.8	28.0	27.9

Institutions and leaders

See related questions under “Public services and government performance.”

Q37A. How much do you trust each of the following, or haven't you heard enough about them to say: The president?

	Urban	Rural	Man	Woman	Total
Not at all	53.9	39.0	42.9	48.0	45.4
Just a little	21.8	29.4	27.1	25.1	26.1
Somewhat	16.3	18.9	16.2	19.5	17.8
A lot	6.6	11.7	12.6	6.2	9.5
Refused	0.2	0.4	0.4	0.2	0.3
Don't know/Haven't heard enough to say	1.3	0.6	0.8	1.0	0.9

Q37B. How much do you trust each of the following, or haven't you heard enough about them to say: National Assembly?

	Urban	Rural	Man	Woman	Total
Not at all	58.6	44.2	48.9	52.0	50.4
Just a little	24.7	33.5	31.3	28.1	29.7
Somewhat	12.3	15.3	13.4	14.7	14.0
A lot	3.3	5.7	5.6	3.7	4.7
Refused	0.2	0.4	0.4	0.2	0.3
Don't know/Haven't heard enough to say	0.9	0.9	0.4	1.4	0.9

Q37C. How much do you trust each of the following, or haven't you heard enough about them to say: Independent National Electoral Commission or INEC?

	Urban	Rural	Man	Woman	Total
Not at all	47.3	39.6	41.9	44.0	42.9
Just a little	32.0	33.1	32.5	32.8	32.7
Somewhat	17.2	20.6	20.0	18.2	19.2
A lot	2.7	5.4	4.8	3.7	4.2
Refused	0.1	0.1	0.2	0.1	0.1
Don't know/Haven't heard enough to say	0.7	1.0	0.5	1.2	0.9

Q37D. How much do you trust each of the following, or haven't you heard enough about them to say: Your Local government councillors?

	Urban	Rural	Man	Woman	Total
Not at all	50.0	35.7	41.2	42.5	41.8
Just a little	31.7	40.2	35.8	37.3	36.5
Somewhat	12.4	16.1	14.9	14.2	14.5
A lot	4.9	7.5	7.6	5.0	6.3
Refused	0.4	0.1	0.4		0.2
Don't know/Haven't heard enough to say	0.7	0.5	0.2	1.0	0.6

Q37E. How much do you trust each of the following, or haven't you heard enough about them to say: The ruling party or APC?

	Urban	Rural	Man	Woman	Total
Not at all	51.5	39.6	44.1	45.3	44.7
Just a little	24.8	30.4	27.7	28.2	28.0
Somewhat	14.0	20.3	16.5	18.8	17.6
A lot	7.8	8.2	10.1	5.8	8.0
Refused	0.4	0.3	0.5	0.2	0.3
Don't know	1.5	1.2	1.1	1.7	1.3

Q37F. How much do you trust each of the following, or haven't you heard enough about them to say: Opposition political parties?

	Urban	Rural	Man	Woman	Total
Not at all	45.7	35.3	39.0	40.6	39.8
Just a little	35.3	38.9	36.6	38.2	37.3
Somewhat	11.6	19.5	17.5	14.6	16.1
A lot	4.8	4.1	5.0	3.8	4.4
Refused	0.5	0.3	0.6	0.2	0.4
Don't know	2.1	1.9	1.4	2.7	2.0

Q37G. How much do you trust each of the following, or haven't you heard enough about them to say: The police?

	Urban	Rural	Man	Woman	Total
Not at all	58.8	44.2	50.1	50.9	50.5
Just a little	28.5	38.3	35.3	32.8	34.1
Somewhat	10.8	13.2	10.9	13.5	12.2
A lot	1.3	4.0	3.3	2.4	2.8
Refused	0.3		0.2		0.1
Don't know	0.3	0.3	0.1	0.5	0.3

Q37H. How much do you trust each of the following, or haven't you heard enough about them to say: The Nigerian Army?

	Urban	Rural	Man	Woman	Total
Not at all	33.3	21.3	24.0	29.1	26.4
Just a little	27.9	31.2	30.1	29.5	29.8
Somewhat	28.2	32.1	31.4	29.4	30.4
A lot	9.6	15.1	13.9	11.4	12.7
Refused	0.1		0.1		0.1
Don't know	0.9	0.3	0.5	0.6	0.6

Q37I. How much do you trust each of the following, or haven't you heard enough about them to say: Courts of law?

	Urban	Rural	Man	Woman	Total
Not at all	35.1	25.2	29.2	29.6	29.4
Just a little	39.3	41.8	41.1	40.3	40.7
Somewhat	21.4	25.3	22.4	24.9	23.6
A lot	2.8	5.7	5.8	3.0	4.5
Refused	0.2	0.1	0.2	0.2	0.2
Don't know	1.3	1.9	1.3	2.1	1.7

Q37J. How much do you trust each of the following, or haven't you heard enough about them to say:
Traditional leaders?

	Urban	Rural	Man	Woman	Total
Not at all	23.9	14.3	17.3	19.5	18.4
Just a little	34.8	27.2	29.1	31.9	30.5
Somewhat	26.6	27.8	27.3	27.3	27.3
A lot	13.3	30.4	25.6	20.3	23.0
Refused	0.1		0.0		0.0
Don't know	1.4	0.4	0.7	0.9	0.8

Q37K. How much do you trust each of the following, or haven't you heard enough about them to say:
Religious leaders?

	Urban	Rural	Man	Woman	Total
Not at all	18.2	9.7	13.1	13.5	13.3
Just a little	30.1	23.2	25.9	26.4	26.2
Somewhat	30.0	33.1	31.3	32.2	31.8
A lot	21.0	33.7	29.1	27.3	28.2
Don't know	0.8	0.3	0.5	0.6	0.5

Q47A. Do you approve or disapprove of the way that the following people have performed their jobs over the past 12 months, or haven't you heard enough about them to say: President Muhammadu Buhari?

	Urban	Rural	Man	Woman	Total
Strongly disapprove	48.6	35.0	39.3	42.5	40.8
Disapprove	23.0	28.7	25.1	27.5	26.2
Approve	21.7	28.8	26.5	24.9	25.8
Strongly approve	5.1	6.8	7.8	4.2	6.1
Refused	1.0	0.2	0.5	0.5	0.5
Don't know	0.6	0.6	0.7	0.4	0.6

Q47B. Do you approve or disapprove of the way that the following people have performed their jobs over the past 12 months, or haven't you heard enough about them to say: Your member of National Assembly?

	Urban	Rural	Man	Woman	Total
Strongly disapprove	45.3	31.9	37.2	38.1	37.7
Disapprove	31.6	39.6	33.6	38.9	36.1
Approve	19.1	24.9	24.3	20.3	22.4
Strongly approve	1.7	2.7	3.3	1.2	2.3
Refused	0.7	0.2	0.4	0.4	0.4
Don't know	1.7	0.8	1.2	1.2	1.2

Q47C. Do you approve or disapprove of the way that the following people have performed their jobs over the past 12 months, or haven't you heard enough about them to say: Your elected local government councillor?

	Urban	Rural	Man	Woman	Total
Strongly disapprove	43.8	28.7	36.4	33.8	35.1
Disapprove	33.3	38.7	34.9	38.1	36.4
Approve	18.9	29.8	25.2	25.1	25.2
Strongly approve	1.2	2.1	2.0	1.5	1.7
Refused	0.7	0.2	0.4	0.4	0.4
Don't know	2.1	0.5	1.1	1.2	1.1

Corruption

Also see questions in:

- “Public services and government performance” about government performance in fighting corruption (Q46J) and bribe-paying for public services (Q40-Q43)
- “Responsive and transparent government” about government action in response to reported corruption (Q36C)
- “COVID-19” about corruption in the management of pandemic-related resources (Q62)

Q38A. How many of the following people do you think are involved in corruption, or haven't you heard enough about them to say: The president and officials in his office?

	Urban	Rural	Man	Woman	Total
None	2.7	4.9	4.1	3.9	4.0
Some of them	31.5	38.4	37.2	33.5	35.4
Most of them	37.6	37.8	37.4	38.1	37.7
All of them	25.9	16.9	19.0	22.8	20.8
Don't know/ Haven't heard	2.3	1.9	2.3	1.8	2.1

Q38B. How many of the following people do you think are involved in corruption, or haven't you heard enough about them to say: Members of the National Assembly?

	Urban	Rural	Man	Woman	Total
None	2.4	3.7	3.1	3.2	3.2
Some of them	26.6	34.1	33.0	28.7	30.9
Most of them	37.5	37.6	36.1	39.1	37.5
All of them	31.3	22.6	25.7	27.0	26.3
Don't know/ Haven't heard	2.2	2.0	2.1	2.1	2.1

Q38C. How many of the following people do you think are involved in corruption, or haven't you heard enough about them to say: Civil servants?

	Urban	Rural	Man	Woman	Total
None	3.9	4.8	5.1	3.8	4.4
Some of them	46.6	48.6	48.9	46.5	47.7
Most of them	31.5	32.6	32.3	31.9	32.1
All of them	13.4	11.5	10.9	13.9	12.3
Don't know/ Haven't heard	4.7	2.5	2.9	4.0	3.4

38D. How many of the following people do you think are involved in corruption, or haven't you heard enough about them to say: Members of your local government councillors?

	Urban	Rural	Man	Woman	Total
None	2.6	4.6	3.6	3.9	3.7
Some of them	38.9	42.6	41.7	40.2	41.0
Most of them	32.2	35.8	34.1	34.4	34.2
All of them	24.2	15.8	19.1	19.7	19.4
Don't know/ Haven't heard	2.1	1.3	1.5	1.8	1.6

Q38E. How many of the following people do you think are involved in corruption, or haven't you heard enough about them to say: Police?

	Urban	Rural	Man	Woman	Total
None	1.7	2.5	1.9	2.4	2.1
Some of them	20.3	24.8	23.6	22.0	22.9
Most of them	38.4	44.8	43.0	41.1	42.1
All of them	37.6	26.6	30.0	32.7	31.3
Don't know/ Haven't heard	2.0	1.3	1.4	1.7	1.6

Q38F. How many of the following people do you think are involved in corruption, or haven't you heard enough about them to say: Judges and magistrates?

	Urban	Rural	Man	Woman	Total
None	3.6	4.4	3.9	4.2	4.0
Some of them	44.6	45.6	47.1	43.1	45.2
Most of them	32.6	33.6	34.2	32.1	33.2
All of them	15.1	13.0	11.8	16.0	13.9
Don't know/ Haven't heard	4.3	3.5	3.0	4.7	3.8

Q38G. How many of the following people do you think are involved in corruption, or haven't you heard enough about them to say: Tax officials, like officials from the Federal Inland Revenue Service (FIRS)?

	Urban	Rural	Man	Woman	Total
None	1.9	3.2	2.3	3.0	2.6
Some of them	40.5	41.7	41.3	40.9	41.2
Most of them	34.9	36.2	36.9	34.3	35.6
All of them	17.7	13.9	15.2	15.9	15.5
Don't know/ Haven't heard	4.9	5.1	4.3	5.9	5.0

Q38H. How many of the following people do you think are involved in corruption, or haven't you heard enough about them to say: Traditional leaders?

	Urban	Rural	Man	Woman	Total
None	8.4	19.6	14.9	14.8	14.8
Some of them	57.4	48.7	52.8	52.0	52.4
Most of them	22.0	22.5	22.8	21.7	22.3
All of them	8.4	7.4	7.2	8.5	7.8
Refused		0.0		0.0	0.0
Don't know/ Haven't heard	3.7	1.8	2.3	3.0	2.6

Q38I. How many of the following people do you think are involved in corruption, or haven't you heard enough about them to say: Religious leaders?

	Urban	Rural	Man	Woman	Total
None	14.9	22.7	18.0	20.8	19.3
Some of them	55.0	49.5	51.0	52.7	51.8
Most of them	20.5	17.6	20.7	16.9	18.9
All of them	6.4	7.3	7.3	6.5	6.9
Refused	0.2	0.6	0.6	0.2	0.4
Don't know/ Haven't heard	3.0	2.4	2.4	2.9	2.7

Q38J. How many of the following people do you think are involved in corruption, or haven't you heard enough about them to say: Business executives?

	Urban	Rural	Man	Woman	Total
None	4.9	3.9	4.6	4.0	4.3
Some of them	48.8	50.0	49.4	49.6	49.5
Most of them	32.8	32.4	33.8	31.2	32.5
All of them	6.3	6.9	6.3	7.1	6.6
Refused	0.2			0.1	0.1
Don't know/ Haven't heard	7.1	6.8	5.9	8.0	6.9

Q38K. How many of the following people do you think are involved in corruption, or haven't you heard enough about them to say: Non-governmental organizations?

	Urban	Rural	Man	Woman	Total
None	6.6	6.5	7.3	5.6	6.5
Some of them	49.8	50.9	51.4	49.4	50.5
Most of them	27.7	27.4	28.2	26.8	27.5
All of them	6.0	6.8	5.7	7.2	6.4
Refused		0.1	0.2		0.1
Don't know/ Haven't heard	9.9	8.3	7.1	11.0	9.0

Q39A. In your opinion, over the past year, has the level of corruption in this country increased, decreased, or stayed the same?

	Urban	Rural	Man	Woman	Total
Increased a lot	67.6	62.5	66.1	63.2	64.7
Increased somewhat	9.0	10.3	9.1	10.4	9.8
Stayed the same	18.3	17.3	15.7	19.8	17.7
Decreased somewhat	3.3	7.4	6.3	5.0	5.7
Decreased a lot	0.3	1.6	1.7	0.3	1.1
Refused	0.1		0.1		0.1
Don't know	1.3	0.9	0.9	1.2	1.0

Q39B. In this country, can ordinary people report incidents of corruption without fear, or do they risk retaliation or other negative consequences if they speak out?

	Urban	Rural	Man	Woman	Total
Can report without fear	8.1	11.2	11.4	8.3	9.9
Risk retaliation or other negative consequences	89.6	84.1	85.9	87.0	86.4
Refused		0.1	0.1		0.1
Don't know	2.3	4.6	2.5	4.8	3.6

Public services and government performance

See related questions in the sections on “Respondents and their households” (about electricity at the household level), “Institutions and leaders,” and “Security, crime, and the police.”

Services and facilities in the enumeration area

The questions in this section asked Afrobarometer enumerators to record the availability or condition of selected facilities and services in or near each primary sampling unit/enumeration area (PSU/EA). Because these data are captured at the EA level, the sample size is significantly smaller, and the margins of error significantly larger, than for findings captured at the individual or household levels.

EA-SVC-A. Are the following services present in the PSU/EA: Electricity grid that most houses can access?

	Urban	Rural	Man	Woman	Total
No	5.3	46.1	29.2	28.0	28.6
Yes	94.7	53.9	70.8	72.0	71.4

EA-SVC-B. Are the following services present in the PSU/EA: Piped water system that most houses can access?

	Urban	Rural	Man	Woman	Total
No	41.2	77.2	62.1	61.4	61.8
Yes	57.2	21.3	36.2	37.2	36.7
Can't determine	1.6	1.5	1.7	1.4	1.5

EA-SVC-C. Are the following services present in the PSU/EA: Sewage system that most houses can access?

	Urban	Rural	Man	Woman	Total
No	22.2	51.6	38.8	39.2	39.0
Yes	76.9	46.1	59.3	59.2	59.3
Can't determine	0.9	2.3	1.8	1.6	1.7

EA-SVC-D. Are the following services present in the PSU/EA: Mobile phone service?

	Urban	Rural	Man	Woman	Total
No		3.6	2.1	2.1	2.1
Yes	100.0	96.4	97.9	97.9	97.9

EA-SVC-E. Are the following services present in the PSU/EA: Borehole or tubewell?

	Urban	Rural	Man	Woman	Total
No	2.6	17.4	11.0	11.2	11.1
Yes	96.2	82.6	88.4	88.4	88.4
Can't determine	1.2		0.6	0.4	0.5

EA-FAC-A. Are the following facilities present in the PSU/EA or in easy walking distance: Post office?

	Urban	Rural	Man	Woman	Total
No	60.9	94.4	80.3	79.8	80.1
Yes	8.3	1.0	4.2	4.1	4.1
Can't determine	30.8	4.6	15.5	16.1	15.8

EA-FAC-B. Are the following facilities present in the PSU/EA or in easy walking distance: School (private or public or both)?

	Urban	Rural	Man	Woman	Total
No	2.0	15.5	9.4	10.1	9.7
Yes	94.6	84.5	89.3	88.3	88.8
Can't determine	3.4		1.3	1.6	1.5

EA-FAC-C. Are the following facilities present in the PSU/EA or in easy walking distance: Police station?

	Urban	Rural	Man	Woman	Total
No	13.9	79.4	51.2	51.5	51.3
Yes	68.2	17.8	39.2	39.5	39.4
Can't determine	17.9	2.8	9.6	9.0	9.3

EA-FAC-D. Are the following facilities present in the PSU/EA or in easy walking distance: Health clinic (private or public or both)?

	Urban	Rural	Man	Woman	Total
No	4.9	35.0	21.8	22.5	22.1
Yes	74.4	61.3	67.2	66.6	66.9
Can't determine	20.7	3.7	11.0	11.0	11.0

EA-FAC-E. Are the following facilities present in the PSU/EA or in easy walking distance: Market stalls (selling groceries and/or clothing)?

	Urban	Rural	Man	Woman	Total
No	4.0	20.1	13.2	13.2	13.2
Yes	94.6	79.1	85.7	85.7	85.7
Can't determine	1.4	0.8	1.1	1.1	1.1

EA-FAC-F. Are the following facilities present in the PSU/EA or in easy walking distance: Bank, money transfer point, mobile banking services, or ATM?

	Urban	Rural	Man	Woman	Total
No	2.0	61.1	36.0	35.6	35.8
Yes	98.0	37.0	62.9	63.4	63.1
Can't determine		1.8	1.0	1.1	1.0

EA-FAC-F2. Are the following facilities present in the PSU/EA or in easy walking distance: A social center, government help center, or other government office where people can request help with problems?

	Urban	Rural	Man	Woman	Total
No	36.9	76.2	59.9	58.9	59.4
Yes	33.9	17.3	24.4	24.5	24.4
Can't determine	29.1	6.4	15.7	16.6	16.1

EA-FAC-G. Are the following facilities present in the PSU/EA or in easy walking distance: Is there any kind of paid transport, such as a bus, taxi, moped, or other form, available on a daily basis?

	Urban	Rural	Man	Woman	Total
No	0.8	21.2	12.9	12.0	12.4
Yes	99.2	78.8	87.1	88.0	87.6

EA-SEC-A. In the PSU/EA, did you (or any of your colleagues) see any police officers or police vehicles?

	Urban	Rural	Man	Woman	Total
No	34.8	84.6	63.2	63.4	63.3
Yes	53.7	12.2	30.1	29.9	30.0
Can't determine	11.6	3.2	6.7	6.8	6.8

EA-SEC-B. In the PSU/EA, did you (or any of your colleagues) see any soldiers or army vehicles?

	Urban	Rural	Man	Woman	Total
No	68.3	93.5	83.1	82.4	82.7
Yes	20.1	1.9	9.4	10.0	9.7
Can't determine	11.5	4.6	7.5	7.6	7.5

EA-SEC-C. In the PSU/EA, did you (or any of your colleagues) see any roadblocks set up by police or army?

	Urban	Rural	Man	Woman	Total
No	82.6	92.7	88.6	88.1	88.4
Yes	17.4	5.9	10.6	11.0	10.8
Can't determine		1.4	0.7	0.9	0.8

EA-SEC-D. In the PSU/EA, did you (or any of your colleagues) see any customs checkpoints?

	Urban	Rural	Man	Woman	Total
No	93.2	98.4	96.3	96.1	96.2
Yes	4.4	1.6	2.8	2.7	2.8
Can't determine	2.4		0.9	1.2	1.0

EA-SEC-E. In the PSU/EA, did you (or any of your colleagues) see any roadblocks or booms set up by private security providers or by the local community?

	Urban	Rural	Man	Woman	Total
No	77.1	89.1	83.5	84.5	84.0
Yes	20.5	10.0	15.3	13.7	14.5
Can't determine	2.4	0.8	1.2	1.9	1.5

EA-ROAD-A. Thinking of the journey here, was the road at the start point in the PSU/EA:

	Urban	Rural	Man	Woman	Total
Earth	28.8	66.7	51.2	49.7	50.5
Gravel	2.1		0.9	0.9	0.9
Stone	1.8	1.6	1.8	1.6	1.7
Paved/ Tarred	67.3	31.7	46.1	47.8	46.9

EA-ROAD-B. Thinking of the journey here, what was the most common surface of the road over the last five kilometers before arriving at the start point of the PSU/EA?

	Urban	Rural	Man	Woman	Total
Earth	6.1	44.9	28.0	28.5	28.3
Gravel	2.1	0.9	1.3	1.5	1.4
Stone	1.8	3.5	3.1	2.5	2.8
Paved/ Tarred	89.0	50.0	66.8	66.6	66.7
Concrete	1.0		0.4	0.4	0.4
None of above		0.7	0.3	0.5	0.4

EA-ROAD-C. Thinking of the journey here, what was the condition of the road in the last 5 kilometers before reaching the start point of the PSU/EA? Was the road in excellent or good condition and easy to traverse, or was it in poor or very poor condition, that is, difficult to traverse due to potholes, waterlogging, or other issues, or was it impassable at any point (e.g. due to a collapsed bridge, fallen tree, flooding, etc.)?

	Urban	Rural	Man	Woman	Total
Very poor	6.0	31.3	20.1	20.8	20.5
Poor	2.4	19.5	12.8	11.5	12.2
Fair	22.9	25.6	24.7	24.1	24.4
Good	47.7	17.6	30.2	30.9	30.5
Very good	20.9	6.0	12.2	12.6	12.4

Citizens' experiences with public services

Now I would like to talk to you about experiences that some people have in accessing certain essential government services.

Q40A. In the past 12 months, have you had contact with a public school?

	Urban	Rural	Man	Woman	Total
No	78.9	74.0	71.2	81.3	76.1
Yes	21.1	26.0	28.8	18.7	23.9

Q40B. How easy or difficult was it to obtain the services you needed from teachers or school officials?

	Urban	Rural	Man	Woman	Total
Very easy	4.1	6.7	7.0	4.1	5.6
Easy	12.3	11.2	13.3	9.9	11.7
Difficult	4.3	6.3	7.0	3.8	5.5
Very difficult	0.5	1.8	1.6	0.9	1.2
Not applicable	78.9	74.0	71.2	81.3	76.1

Q40C. How often, if ever, did you have to pay a bribe, give a gift, or do a favour for a teacher or school official in order to get the services you needed from the schools?

	Urban	Rural	Man	Woman	Total
Never	15.7	17.6	19.7	13.6	16.8
Once or twice	3.1	2.8	3.5	2.2	2.9
A few times	1.8	3.9	4.1	1.8	3.0
Often	0.4	1.6	1.4	0.8	1.1
Not applicable	78.9	74.0	71.2	81.3	76.1
Refused	0.2		0.1		0.1
Don't know		0.1		0.2	0.1

Q40D. In general, when dealing with teachers and school officials, how much do you feel that they treat you with respect?

	Urban	Rural	Man	Woman	Total
Not at all	1.1	2.0	2.2	1.1	1.6
A little bit	5.0	4.0	5.4	3.4	4.4
Somewhat	6.0	7.5	7.6	6.0	6.9
A lot	9.0	12.4	13.5	8.2	11.0
No contact	78.9	74.0	71.2	81.3	76.1
Don't know		0.1	0.1		0.1

Q41A. In the past 12 months, have you had contact with a public clinic or hospital?

	Urban	Rural	Man	Woman	Total
No	66.7	69.1	67.9	68.3	68.0
Yes	33.3	30.9	32.1	31.7	32.0

Q41B. How easy or difficult was it to obtain the medical care you needed?

	Urban	Rural	Man	Woman	Total
Very easy	3.8	4.0	4.2	3.5	3.9
Easy	18.7	14.6	15.2	17.5	16.3
Difficult	8.2	8.7	8.4	8.6	8.5
Very Difficult	2.7	3.7	4.3	2.1	3.2
Not Applicable	66.7	69.1	67.9	68.3	68.0

Q41C. And how often, if ever, did you have to pay a bribe, give a gift, or do a favour for a health worker or clinic or hospital staff in order to get the medical care or services you needed?

	Urban	Rural	Man	Woman	Total
Never	26.1	23.0	23.9	24.9	24.4
Once or twice	3.1	3.4	2.9	3.7	3.3
A few times	3.5	3.3	4.3	2.4	3.4
Often	0.6	1.0	1.0	0.7	0.8
Not Applicable	66.7	69.1	67.9	68.3	68.0
Don't Know		0.1	0.1	0.0	0.1

Q41D. In general, when dealing with health workers and clinic or hospital staff, how much do you feel that they treat you with respect?

	Urban	Rural	Man	Woman	Total
Not at all	2.9	2.5	2.8	2.6	2.7
A little bit	10.3	7.6	7.4	10.3	8.8
Somewhat	14.1	10.4	12.6	11.4	12.0
A lot	6.0	10.2	9.3	7.4	8.4
No contact	66.7	69.1	67.9	68.3	68.0
Don't know		0.2	0.1	0.1	0.1

Q41E. And have you encountered any of these problems with a public clinic or hospital during the past 12 months: Lack of medicines or other supplies?

	Urban	Rural	Man	Woman	Total
Never	11.5	5.8	8.0	8.6	8.3
Once or twice	9.0	7.7	7.1	9.6	8.3
A few times	7.9	10.8	9.3	9.8	9.5
Often	5.0	6.5	7.8	3.8	5.9
Not applicable	66.7	69.1	67.9	68.3	68.0
Don't Know		0.0		0.0	0.0

Q41F. And have you encountered any of these problems with a public clinic or hospital during the past 12 months: Absence of doctors or other medical personnel?

	Urban	Rural	Man	Woman	Total
Never	14.3	8.5	10.1	11.9	11.0
Once or twice	9.0	4.8	5.5	7.8	6.6
A few times	5.8	11.9	9.4	9.3	9.3
Often	4.1	5.7	7.1	2.7	5.0
Not applicable	66.7	69.1	67.9	68.3	68.0
Don't Know		0.0		0.0	0.0

Q41G. And have you encountered any of these problems with a public clinic or hospital during the past 12 months: Long waiting time?

	Urban	Rural	Man	Woman	Total
Never	4.9	6.2	5.2	6.1	5.6
Once or twice	13.0	7.3	9.8	9.7	9.7
A few times	10.7	10.8	10.4	11.1	10.7
Often	4.8	6.7	6.8	4.9	5.9
Not applicable	66.7	69.1	67.9	68.3	68.0

Q41H. And have you encountered any of these problems with a public clinic or hospital during the past 12 months: Poor condition of facilities?

	Urban	Rural	Man	Woman	Total
Never	9.8	7.2	8.0	8.6	8.3
Once or twice	10.0	6.0	6.5	9.0	7.7
A few times	7.0	10.1	8.8	8.8	8.8
Often	5.9	7.5	8.7	4.8	6.8
Not applicable	66.7	69.1	67.9	68.3	68.0
Don't Know	0.7	0.0	0.1	0.5	0.3

Q42A. In the past 12 months, have you tried to get an identity document like a birth certificate, driver's license, passport or voter's card, or permit from government?

	Urban	Rural	Man	Woman	Total
No	66.2	70.8	61.4	76.7	68.8
Yes	33.8	29.2	38.6	23.3	31.2

Q42B. How easy or difficult was it to obtain the document you needed?

	Urban	Rural	Man	Woman	Total
Very easy	2.2	3.0	3.7	1.5	2.6
Easy	6.8	7.8	9.1	5.4	7.4
Difficult	11.9	8.2	12.9	6.5	9.8
Very Difficult	13.0	10.2	12.9	9.8	11.4
Not Applicable	66.2	70.8	61.4	76.7	68.8

Q42C. How often, if ever, did you have to pay a bribe, give a gift, or do a favour for a government official in order to get the document you needed?

	Urban	Rural	Man	Woman	Total
Never	17.8	14.8	19.2	12.7	16.1
Once or twice	8.3	4.8	7.6	4.9	6.3
A few times	3.7	4.5	5.4	2.8	4.2
Often	3.2	4.8	5.6	2.5	4.1
Not Applicable	66.2	70.8	61.4	76.7	68.8
Refused	0.2		0.1		0.1
Don't Know	0.7	0.3	0.6	0.3	0.5

Q42D. In general, when dealing with government officials to obtain documents, how much do you feel that they treat you with respect?

	Urban	Rural	Man	Woman	Total
Not at all	4.9	4.8	6.3	3.3	4.8
A little bit	11.8	6.4	9.8	7.5	8.7
Somewhat	12.8	10.3	14.8	7.6	11.4
A lot	4.4	7.6	7.7	4.7	6.2
No contact	66.2	70.8	61.4	76.7	68.8
Don't know		0.1		0.2	0.1

Q43A. In the past 12 months, have you requested assistance from the police?

	Urban	Rural	Man	Woman	Total
No	95.0	90.2	88.1	96.7	92.2
Yes	5.0	9.7	11.9	3.2	7.7
Refused to Answer		0.1		0.1	0.1

Q43B. How easy or difficult was it to obtain the assistance you needed?

	Urban	Rural	Man	Woman	Total
Very easy	0.5	1.3	1.5	0.3	1.0
Easy	2.9	3.1	4.2	1.8	3.0
Difficult	1.1	2.3	2.7	0.8	1.8
Very Difficult	0.5	3.1	3.6	0.3	2.0
Not Applicable	95.0	90.3	88.1	96.8	92.3

Q43C. And how often, if ever, did you have to pay a bribe, give a gift, or do a favour for a police officer in order to get the assistance you needed?

	Urban	Rural	Man	Woman	Total
Never	1.4	2.1	2.4	1.2	1.8
Once or twice	1.6	2.0	3.1	0.5	1.8
A few times	1.1	3.2	3.5	1.0	2.3
Often	0.7	2.4	2.7	0.5	1.7
Not applicable	95.0	90.3	88.1	96.8	92.3
Don't know	0.2	0.1	0.2		0.1

Q43D. In the past 12 months, how often have you encountered the police in other situations, like at checkpoints, during identity checks or traffic stops, or during an investigation?

	Urban	Rural	Man	Woman	Total
Never	36.9	38.8	31.9	44.5	38.0
Once or twice	20.3	18.6	17.7	21.0	19.3
A few times	27.1	25.1	29.1	22.6	26.0
Often	15.3	17.5	21.0	11.8	16.6
Don't know	0.4		0.2	0.1	0.2

Q43E. How often, if ever did you have to pay a bribe, give a gift, or do a favour for a police officer in order to avoid a problem during one of these encounters?

	Urban	Rural	Man	Woman	Total
Never	29.7	26.7	26.2	29.9	28.0
Once or twice	10.9	10.8	12.2	9.4	10.8
A few times	13.2	14.0	17.6	9.4	13.7
Often	8.8	9.6	11.8	6.6	9.2
Not applicable	37.3	38.8	32.1	44.6	38.2
Don't know	0.2	0.1	0.2	0.1	0.1

Government performance

Now let's speak about the performance of the present government of this country.

Q46A. How well or badly would you say the current government is handling the following matters, or haven't you heard enough to say: Managing the economy?

	Urban	Rural	Man	Woman	Total
Very badly	68.0	58.5	63.0	62.0	62.5
Fairly badly	22.7	25.4	23.9	24.6	24.2
Fairly well	9.0	14.1	11.4	12.5	11.9
Very well	0.3	1.9	1.5	0.9	1.2
Don't know		0.2	0.2		0.1

Q46B. How well or badly would you say the current government is handling the following matters, or haven't you heard enough to say: Improving the living standards of the poor?

	Urban	Rural	Man	Woman	Total
Very badly	68.9	59.7	64.7	62.5	63.6
Fairly badly	17.7	24.3	20.3	22.7	21.5
Fairly well	11.3	12.7	11.8	12.5	12.1
Very well	2.0	3.1	3.0	2.2	2.6
Don't know	0.1	0.2	0.2	0.1	0.2

Q46C. How well or badly would you say the current government is handling the following matters, or haven't you heard enough to say: Creating jobs?

	Urban	Rural	Man	Woman	Total
Very badly	69.6	56.9	63.7	60.9	62.3
Fairly badly	16.6	23.5	19.2	21.9	20.5
Fairly well	9.8	14.2	11.7	12.9	12.3
Very well	3.2	4.8	5.1	3.0	4.1
Don't know	0.9	0.6	0.3	1.2	0.7

Q46D. How well or badly would you say the current government is handling the following matters, or haven't you heard enough to say: Keeping prices stable?

	Urban	Rural	Man	Woman	Total
Very badly	76.2	69.2	73.9	70.4	72.2
Fairly badly	19.5	21.5	19.6	21.7	20.6
Fairly well	3.5	8.3	5.4	7.2	6.3
Very well	0.8	0.9	1.0	0.7	0.9
Don't know		0.1	0.1		0.0

Q46E. How well or badly would you say the current government is handling the following matters, or haven't you heard enough to say: Narrowing gaps between rich and poor?

	Urban	Rural	Man	Woman	Total
Very badly	69.3	67.0	70.0	65.8	68.0
Fairly badly	16.8	19.1	16.3	20.1	18.1
Fairly well	8.9	11.7	10.8	10.2	10.5
Very well	2.6	2.1	2.2	2.4	2.3
Don't know	2.3	0.2	0.7	1.6	1.1

Q46F. How well or badly would you say the current government is handling the following matters, or haven't you heard enough to say: Reducing crime?

	Urban	Rural	Man	Woman	Total
Very badly	60.0	52.3	56.0	55.1	55.6
Fairly badly	23.3	23.4	20.6	26.3	23.4
Fairly well	15.4	21.3	20.7	16.7	18.8
Very well	1.2	2.8	2.5	1.8	2.1
Don't know	0.0	0.2	0.2	0.1	0.1

Q46G. How well or badly would you say the current government is handling the following matters, or haven't you heard enough to say: Improving basic health services?

	Urban	Rural	Man	Woman	Total
Very badly	36.7	40.2	39.7	37.7	38.7
Fairly badly	27.0	30.9	30.1	28.3	29.2
Fairly well	32.4	25.9	26.4	31.0	28.6
Very well	1.1	2.3	1.8	1.8	1.8
Don't know	2.7	0.8	1.9	1.2	1.6

Q46H. How well or badly would you say the current government is handling the following matters, or haven't you heard enough to say: Addressing educational needs?

	Urban	Rural	Man	Woman	Total
Very badly	46.3	44.8	47.7	43.1	45.5
Fairly badly	24.9	26.2	24.1	27.3	25.6
Fairly well	22.5	22.4	22.2	22.7	22.4
Very well	3.5	6.2	4.9	5.3	5.1
Don't know	2.8	0.4	1.1	1.7	1.4

Q46I. How well or badly would you say the current government is handling the following matters, or haven't you heard enough to say: Providing water and sanitation services?

	Urban	Rural	Man	Woman	Total
Very badly	52.8	52.2	54.3	50.5	52.5
Fairly badly	26.4	29.4	28.1	28.1	28.1
Fairly well	16.5	14.9	14.3	17.0	15.6
Very well	3.0	3.2	2.6	3.6	3.1
Don't know	1.2	0.4	0.7	0.8	0.7

Q46J. How well or badly would you say the current government is handling the following matters, or haven't you heard enough to say: Fighting corruption in government?

	Urban	Rural	Man	Woman	Total
Very badly	61.1	52.9	55.8	57.1	56.4
Fairly badly	23.7	25.8	23.8	26.1	24.9
Fairly well	12.8	19.0	18.5	14.1	16.4
Very well	0.8	1.7	1.3	1.3	1.3
Refused	0.3	0.1	0.3	0.1	0.2
Don't know	1.3	0.5	0.4	1.3	0.8

Q46K. How well or badly would you say the current government is handling the following matters, or haven't you heard enough to say: Maintaining roads and bridges?

	Urban	Rural	Man	Woman	Total
Very badly	45.0	46.6	45.1	46.8	45.9
Fairly badly	20.7	22.0	21.9	20.9	21.4
Fairly well	30.1	25.8	27.6	27.6	27.6
Very well	3.9	5.5	5.2	4.4	4.8
Don't know	0.3	0.1	0.1	0.4	0.2

Q46L. How well or badly would you say the current government is handling the following matters, or haven't you heard enough to say: Providing a reliable supply of electricity?

	Urban	Rural	Man	Woman	Total
Very badly	61.0	57.2	59.3	58.4	58.9
Fairly badly	19.8	22.6	20.2	22.7	21.4
Fairly well	15.7	15.6	16.5	14.7	15.6
Very well	3.4	4.4	4.0	4.0	4.0
Don't know		0.2		0.2	0.1

Q46M. How well or badly would you say the current government is handling the following matters, or haven't you heard enough to say: Preventing or resolving violent conflict?

	Urban	Rural	Man	Woman	Total
Very badly	48.2	41.7	45.5	43.4	44.5
Fairly badly	29.0	30.4	30.7	28.7	29.8
Fairly well	17.9	22.8	19.5	22.0	20.7
Very well	0.7	2.9	2.4	1.6	2.0
Refused	0.3	0.3	0.1	0.5	0.3
Don't Know / Haven't heard enough to say	3.9	2.0	1.8	3.9	2.8

Q46N. How well or badly would you say the current government is handling the following matters, or haven't you heard enough to say: Promoting equal rights and opportunities for women?

	Urban	Rural	Man	Woman	Total
Very badly	44.1	34.9	39.1	38.5	38.8
Fairly badly	24.3	35.8	29.1	32.7	30.8
Fairly well	21.8	21.3	22.7	20.2	21.5
Very well	4.1	4.6	5.0	3.6	4.4
Refused	0.2	0.3		0.5	0.2
Don't know	5.6	3.2	4.0	4.5	4.2

Q46O. How well or badly would you say the current government is handling the following matters, or haven't you heard enough to say: Protecting and promoting the well-being of vulnerable children?

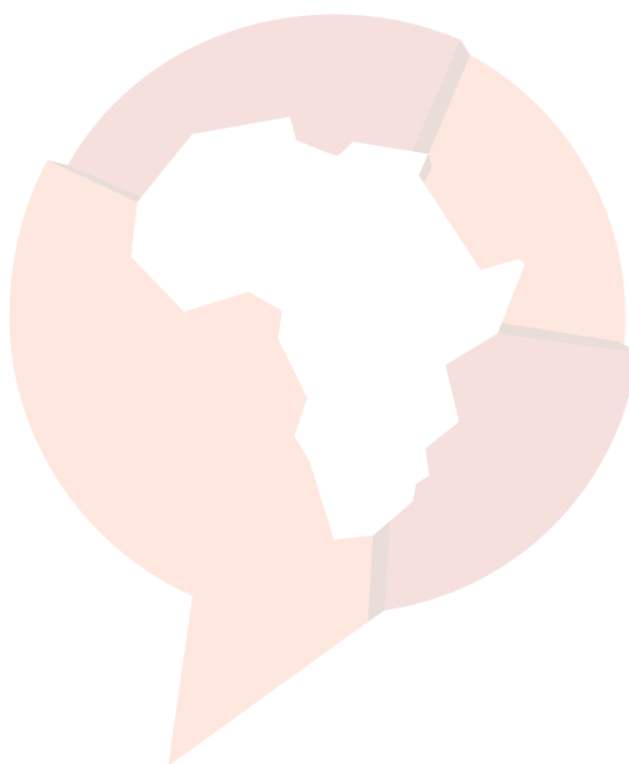
	Urban	Rural	Man	Woman	Total
Very badly	47.6	41.9	46.4	42.1	44.3
Fairly badly	29.7	33.4	31.2	32.4	31.8
Fairly well	15.2	19.1	17.1	17.8	17.4
Very well	1.2	1.4	1.4	1.2	1.3
Refused	0.2	0.3		0.5	0.2
Don't know	6.2	4.0	3.9	6.0	4.9

Q46P. How well or badly would you say the current government is handling the following matters, or haven't you heard enough to say: Addressing the problem of climate change?

	Urban	Rural	Man	Woman	Total
Very badly	37.2	29.9	34.3	31.8	33.1
Fairly badly	24.7	30.3	29.4	26.4	27.9
Fairly well	16.7	20.1	20.0	17.2	18.6
Very well	1.8	1.4	1.5	1.6	1.6
Refused	0.2	0.1	0.1	0.1	0.1
Don't know	19.3	18.2	14.7	23.0	18.7

Q46Q. How well or badly would you say the current government is handling the following matters, or haven't you heard enough to say: Reducing pollution and protecting the environment?

	Urban	Rural	Man	Woman	Total
Very badly	43.9	33.8	38.1	38.2	38.1
Fairly badly	22.0	29.2	27.3	24.9	26.1
Fairly well	21.1	22.8	23.4	20.6	22.1
Very well	3.7	3.5	3.5	3.6	3.6
Refused		0.1		0.1	0.0
Don't know	9.3	10.6	7.7	12.6	10.1



Gender equality and gender-based violence

Also see Q46N (on government performance on promoting equal rights and opportunities for women) in the “Public services and government performance” section.

Note that in addition to gender-specific questions in this section, responses to all questions in the survey are disaggregated by gender as well as urban-rural residence. To analyze our data by these and other demographic variables, visit our free online data analysis facility at <http://afrobarometer.org/online-data-analysis/analyse-online>.

Q20. Which of the following statements is closest to your view?

Statement 1: Men make better political leaders than women, and should be elected rather than women.

Statement 2: Women should have the same chance of being elected to political office as men.

	Urban	Rural	Man	Woman	Total
Agree very strongly with 1	21.1	23.0	29.9	13.8	22.2
Agree with 1	11.0	17.4	17.9	11.1	14.6
Agree with 2	25.3	23.3	21.2	27.2	24.1
Agree very strongly with 2	40.5	34.5	29.1	45.7	37.1
Agree with neither	1.8	1.8	1.7	1.9	1.8
Refused	0.1		0.0		0.0
Don't know	0.3	0.1	0.1	0.3	0.2

Q21A. For each of the following statements, please tell me whether you disagree or agree: When jobs are scarce, men should have more rights to a job than women?

	Urban	Rural	Man	Woman	Total
Strongly disagree	30.6	22.2	19.1	33.0	25.8
Disagree	26.7	27.0	24.0	29.9	26.8
Neither agree nor disagree	3.2	3.7	4.1	2.9	3.5
Agree	23.3	29.3	30.2	23.0	26.7
Strongly agree	16.0	17.6	22.3	11.1	16.9
Refused		0.1	0.1		0.1
Don't know	0.2	0.1	0.1	0.1	0.1

Q21B. For each of the following statements, please tell me whether you disagree or agree: Women should have the same rights as men to own and inherit land?

	Urban	Rural	Man	Woman	Total
Strongly disagree	15.1	20.9	25.6	10.6	18.4
Disagree	22.0	26.0	29.1	19.2	24.3
Neither agree nor disagree	6.4	5.5	6.0	5.7	5.9
Agree	28.3	27.5	22.5	33.5	27.8
Strongly agree	27.8	20.0	16.4	30.9	23.4
Don't know	0.4	0.1	0.4	0.1	0.2

Now I would like to discuss with you the status of men, women, and children in your community.

Q49A. For each of the following statements, please tell me whether you disagree or agree: In our country today, women and men have equal opportunities to get a job that pays a wage or salary?

	Urban	Rural	Man	Woman	Total
Strongly disagree	19.6	16.6	16.9	18.8	17.9
Disagree	31.4	36.3	31.7	36.9	34.2
Neither agree nor disagree	3.4	4.4	3.7	4.3	4.0
Agree	29.5	30.8	32.9	27.4	30.3
Strongly agree	15.8	11.3	14.4	12.0	13.2
Don't Know	0.3	0.6	0.5	0.5	0.5

Q49B. For each of the following statements, please tell me whether you disagree or agree: In our country today, women and men have equal opportunities to own and inherit land?

	Urban	Rural	Man	Woman	Total
Strongly disagree	29.8	27.6	30.3	26.7	28.6
Disagree	31.1	34.1	34.3	31.1	32.8
Neither agree nor disagree	7.7	7.8	6.9	8.8	7.8
Agree	19.4	19.5	19.5	19.4	19.5
Strongly agree	10.6	10.1	7.9	12.9	10.3
Refused	0.1		0.1		0.0

Q50A. If a woman in your community runs for elected office, how likely or unlikely is it that the following things might occur: She and her family will gain standing in the community?

	Urban	Rural	Man	Woman	Total
Very unlikely	3.4	7.7	6.0	5.6	5.8
Somewhat unlikely	11.4	15.6	13.1	14.6	13.8
Somewhat likely	27.9	30.2	28.4	30.2	29.2
Very likely	55.0	45.1	50.5	48.1	49.4
Don't know	2.2	1.3	1.9	1.5	1.7

Q50B. If a woman in your community runs for elected office, how likely or unlikely is it that the following things might occur: She will be criticized, called names, or harassed by others in the community?

	Urban	Rural	Man	Woman	Total
Very unlikely	19.4	22.5	22.9	19.3	21.1
Somewhat unlikely	28.0	30.5	31.1	27.6	29.4
Somewhat likely	32.2	24.6	25.6	30.2	27.9
Very likely	16.8	20.8	17.8	20.4	19.1
Don't know	3.7	1.6	2.5	2.5	2.5

Q50C. If a woman in your community runs for elected office, how likely or unlikely is it that the following things might occur: She will face problems with her family?

	Urban	Rural	Man	Woman	Total
Very unlikely	25.9	28.8	29.8	25.1	27.5
Somewhat unlikely	32.3	30.0	29.7	32.3	31.0
Somewhat likely	24.6	25.0	22.7	27.1	24.8
Very likely	12.4	13.5	14.2	11.8	13.1
Refused		0.1	0.1		0.1
Don't know	4.8	2.6	3.3	3.7	3.5

Q51A. In your opinion, should government and elected officials be doing more than they are doing now to advance the rights and equality of women, or should they be doing less, or are they doing about the right amount?

	Urban	Rural	Man	Woman	Total
Much less	9.9	13.1	11.8	11.6	11.7
Somewhat less	15.9	17.8	16.7	17.3	17.0
About the right amount	14.9	14.5	15.8	13.4	14.7
Somewhat more	16.5	19.3	18.1	18.1	18.1
Much more	39.6	33.3	34.4	37.6	36.0
Refused		0.2	0.2		0.1
Don't know	3.2	1.8	2.8	2.0	2.4

Q51B. In your opinion, which of the following issues related to women's rights and equality do you think is the most important for our government and society to address?

	Urban	Rural	Man	Woman	Total
None of these / There are no issues for government to address	5.3	2.2	5.7	1.2	3.5
Unequal access to education	16.2	22.9	21.4	18.6	20.1
Unequal opportunities or pay in the workplace	14.8	16.7	15.2	16.6	15.9
Too few women in influential positions in government	29.8	28.3	26.8	31.2	28.9
Unequal rights of property ownership and inheritance	7.1	9.8	6.9	10.6	8.7
Gender-based violence	21.6	16.0	20.0	16.7	18.4
Some other issue	3.1	2.7	1.8	4.0	2.8
Refused		0.2	0.2		0.1
Don't know	2.1	1.2	2.0	1.1	1.5

Q52B. For each of the following actions, please tell me whether you think it can always be justified, sometimes be justified, or never be justified: For a man to use physical discipline on his wife if she has done something he doesn't like or thinks is wrong?

	Urban	Rural	Man	Woman	Total
Always justified	7.1	13.6	10.6	11.0	10.8
Sometimes justified	7.3	11.7	10.6	9.0	9.8
Never justified	85.6	74.2	78.6	79.6	79.1
Refused		0.2		0.2	0.1
Don't know		0.3	0.2	0.2	0.2

Q53A. In this area, how common do you think it is for men to use violence against women and girls in the home or in the community?

	Urban	Rural	Man	Woman	Total
Very common	9.6	9.2	8.9	9.9	9.4
Somewhat common	31.8	31.6	28.8	34.8	31.7
Not very common	40.7	40.9	41.5	40.0	40.8
Not at all common	15.2	18.1	19.4	14.1	16.8
Don't know	2.7	0.2	1.4	1.2	1.3

Q53B. If a woman in your community goes to the police to report being a victim of gender-based violence, for example, to report a rape or report being physically abused by her husband, how likely or unlikely is it that the following things might occur: Her case will be taken seriously by the police?

	Urban	Rural	Man	Woman	Total
Very unlikely	5.1	5.8	5.2	5.9	5.5
Somewhat unlikely	11.6	12.8	11.5	13.0	12.3
Somewhat likely	27.9	30.3	29.7	28.8	29.3
Very likely	51.7	48.8	51.4	48.6	50.0
Refused		0.1		0.1	0.0
Don't know	3.7	2.3	2.2	3.6	2.9

Q53C. If a woman in your community goes to the police to report being a victim of gender-based violence, for example, to report a rape or report being physically abused by her husband, how likely or unlikely is it that the following things might occur: She will be criticized, harassed, or shamed by others in the community?

	Urban	Rural	Man	Woman	Total
Very unlikely	23.5	25.0	26.5	22.1	24.3
Somewhat unlikely	25.5	26.3	26.4	25.5	26.0
Somewhat likely	30.4	25.9	26.4	29.3	27.8
Very likely	16.4	20.2	18.1	19.1	18.6
Refused		0.1	0.2		0.1
Don't know	4.2	2.4	2.5	4.0	3.2

Q54. Which of the following statements is closest to your view?

Statement 1: Domestic violence is a private matter that needs to be handled and resolved within the family.
Statement 2: Domestic violence is a criminal matter whose full resolution requires the involvement of law enforcement agencies.

	Urban	Rural	Man	Woman	Total
Agree very strongly with 1	36.2	41.9	44.4	34.2	39.5
Agree with 1	29.4	28.5	27.2	30.7	28.9
Agree with 2	10.0	9.7	8.4	11.3	9.8
Agree very strongly with 2	19.8	18.0	17.3	20.3	18.8
Agree with neither	4.3	1.6	2.4	3.3	2.8
Refused	0.0	0.2	0.1	0.2	0.1
Don't know	0.2	0.1	0.2	0.1	0.1

Child welfare

See related questions in the sections on “Public services and government performance” (Q46O) and “Gender equality and gender-based violence.”

Q52A. For each of the following actions, please tell me whether you think it can always be justified, sometimes be justified, or never be justified: For parents to use physical force to discipline their children?

	Urban	Rural	Man	Woman	Total
Always justified	6.8	12.3	10.9	8.9	10.0
Sometimes justified	43.4	45.9	45.4	44.3	44.9
Never justified	49.4	41.2	43.3	46.2	44.7
Refused		0.2		0.2	0.1
Don't know	0.4	0.4	0.4	0.4	0.4

Q55A. How frequently do you think the following things occur in your community or neighbourhood: Adults use physical force to discipline children?

	Urban	Rural	Man	Woman	Total
Very frequently	6.1	8.7	6.4	8.9	7.6
Somewhat frequently	36.5	35.1	35.7	35.7	35.7
Not very frequently	39.9	36.6	38.9	37.0	38.0
Not at all frequently	16.8	19.3	18.4	18.1	18.3
Refused		0.1	0.2		0.1
Don't know	0.6	0.1	0.4	0.3	0.3

Q55B. How frequently do you think the following things occur in your community or neighbourhood: Children are abused, mistreated, or neglected?

	Urban	Rural	Man	Woman	Total
Very frequently	4.7	7.6	5.4	7.4	6.4
Somewhat frequently	24.1	26.0	23.4	27.2	25.2
Not very frequently	44.2	36.5	41.8	37.6	39.8
Not at all frequently	26.3	29.4	28.9	27.2	28.1
Refused		0.2	0.2	0.1	0.1
Don't know	0.7	0.2	0.3	0.5	0.4

Q55C. How frequently do you think the following things occur in your community or neighbourhood: Children who should be in school are not in school?

	Urban	Rural	Man	Woman	Total
Very frequently	17.6	21.0	18.6	20.6	19.6
Somewhat frequently	34.7	30.2	32.6	31.6	32.1
Not very frequently	24.7	26.8	26.9	24.8	25.9
Not at all frequently	21.8	21.6	21.2	22.2	21.7
Refused		0.1	0.2		0.1
Don't know	1.3	0.3	0.6	0.8	0.7

Q56A. For each of the following statements, please tell me whether you disagree or agree: In general, people in this community are able to get help for children who are abused, mistreated, or neglected?

	Urban	Rural	Man	Woman	Total
Strongly disagree	18.2	28.4	23.6	24.5	24.0
Disagree	26.2	20.3	22.0	23.7	22.8
Neither agree nor disagree	8.2	5.3	6.2	6.9	6.5
Agree	28.5	32.3	31.9	29.4	30.7
Strongly agree	10.2	9.0	11.0	7.9	9.5
Don't know	8.8	4.8	5.4	7.7	6.5

Q56B. For each of the following statements, please tell me whether you disagree or agree: In my community, children who have a physical disability are generally able to get the support they need to succeed in life?

	Urban	Rural	Man	Woman	Total
Strongly disagree	20.3	29.7	25.6	25.7	25.7
Disagree	25.9	21.4	21.3	25.4	23.3
Neither agree nor disagree	8.8	5.0	7.6	5.6	6.6
Agree	25.0	27.7	28.7	24.3	26.6
Strongly agree	8.3	11.4	11.5	8.5	10.1
Don't know	11.8	4.8	5.2	10.6	7.8

Q56C. For each of the following statements, please tell me whether you disagree or agree: In my community, children and adults who have mental or emotional problems are generally able to get the help they need to have a good life?

	Urban	Rural	Man	Woman	Total
Strongly disagree	17.1	26.7	23.3	21.9	22.6
Disagree	28.4	22.9	21.7	29.2	25.3
Neither agree nor disagree	9.2	6.6	8.9	6.4	7.7
Agree	24.1	28.6	29.2	24.0	26.7
Strongly agree	7.2	8.4	9.2	6.5	7.9
Refused		0.1		0.1	0.0
Don't know	14.0	6.6	7.8	11.9	9.8

Identity, society, and pluralism

Q84C. Let us suppose that you had to choose between being a Nigerian and being a _____ [R's ethnic group]. Which of the following statements best expresses your feelings?

	Urban	Rural	Man	Woman	Total
I feel only (ethnic group)	6.3	7.1	6.0	7.5	6.7
I feel more (ethnic group) than (national identity)	27.7	14.9	18.3	22.7	20.4
I feel equally (national identity) and (ethnic group)	52.2	60.2	58.4	55.0	56.8
I feel more (national identity) than (ethnic group)	8.2	9.6	8.5	9.5	9.0
I feel only (national identity)	5.0	7.7	8.6	4.3	6.5
Not applicable	0.3	0.1	0.1	0.2	0.2
Refused	0.3	0.5	0.1	0.7	0.4
Don't know		0.0		0.1	0.0

Q88B. Please tell me whether you agree or disagree with the following statement: Other Nigerians think of me as a Nigerian just like them.

	Urban	Rural	Man	Woman	Total
Strongly disagree	6.0	6.9	7.2	5.7	6.5
Disagree	5.6	5.0	5.5	5.0	5.2
Neither agree nor disagree	10.0	9.2	8.5	10.7	9.5
Agree	48.7	51.2	50.4	49.9	50.1
Strongly agree	21.7	22.1	23.1	20.6	21.9
Don't know	8.1	5.6	5.3	8.1	6.6

Q84D. Are you from the same ethnic community or cultural group as your mother?

	Urban	Rural	Man	Woman	Total
No	5.4	4.3	3.7	5.9	4.8
Yes	94.2	95.4	96.1	93.7	94.9
Mother does not identify with ethnic/cultural group	0.1	0.0	0.1	0.1	0.1
Not applicable	0.3	0.1	0.1	0.2	0.2
Refused		0.0		0.0	0.0
Don't know		0.1		0.1	0.1

Q84E. Are you from the same ethnic community or cultural group as your father?

	Urban	Rural	Man	Woman	Total
No	2.3	0.7	1.1	1.7	1.4
Yes	97.4	99.3	98.8	98.1	98.5
Not applicable	0.3	0.1	0.1	0.2	0.2

Q85B. In your family, do the children belong more to the mother's side, more to the father's side, or to both sides equally?

	Urban	Rural	Man	Woman	Total
Neither side	0.1		0.0		0.0
Mother's side	4.6	2.3	3.3	3.3	3.3
Father's side	54.7	53.0	54.0	53.4	53.7
Both sides equally	40.6	44.7	42.7	43.2	42.9
Don't know	0.0			0.0	0.0

Q84B. How often, if ever, are _____s [R's ethnic group] treated unfairly by the government?

	Urban	Rural	Man	Woman	Total
Never	18.0	20.1	19.4	18.9	19.2
Sometimes	33.7	34.5	35.7	32.5	34.1
Often	23.4	21.2	20.5	23.9	22.2
Always	20.7	22.7	22.7	21.0	21.9
Not Applicable	0.3	0.1	0.1	0.2	0.2
Refused	0.6	0.4	0.6	0.4	0.5
Don't know	3.3	1.0	0.9	3.1	2.0

Q85A. Please tell me whether you agree or disagree with the following statement: I feel strong ties with other Nigerians?

	Urban	Rural	Man	Woman	Total
Strongly disagree	3.5	4.4	5.0	2.9	4.0
Disagree	12.1	13.3	11.4	14.3	12.8
Neither agree nor disagree	11.3	7.2	8.1	10.0	9.0
Agree	61.5	65.8	64.7	63.2	64.0
Strongly agree	10.9	8.9	10.5	8.9	9.7
Refused	0.3	0.1	0.1	0.2	0.2
Don't know	0.4	0.3	0.2	0.6	0.4

Q86A. How much do you trust each of the following types of people: Other Nigerians?

	Urban	Rural	Man	Woman	Total
Not at all	16.7	9.8	11.1	14.5	12.8
Just a little	42.0	36.0	39.6	37.4	38.6
Somewhat	28.7	34.9	31.4	33.1	32.2
A lot	12.0	19.1	17.5	14.5	16.1
Refused	0.1	0.1	0.1	0.1	0.1
Don't know	0.5	0.1	0.2	0.3	0.2

Q86B. How much do you trust each of the following types of people: Your relatives?

	Urban	Rural	Man	Woman	Total
Not at all	8.9	5.3	6.8	6.9	6.8
Just a little	17.7	15.7	15.4	17.8	16.5
Somewhat	31.2	30.1	29.3	31.9	30.6
A lot	41.5	48.8	48.3	42.9	45.7
Refused	0.3	0.1	0.2	0.1	0.2
Don't know	0.4	0.1	0.1	0.3	0.2

Q86C. How much do you trust each of the following types of people: Your neighbours?

	Urban	Rural	Man	Woman	Total
Not at all	13.4	8.3	9.5	11.5	10.5
Just a little	30.9	26.5	28.4	28.4	28.4
Somewhat	36.0	36.3	34.4	38.2	36.2
A lot	19.2	28.7	27.5	21.6	24.6
Refused	0.1	0.1	0.2		0.1
Don't know	0.4	0.1	0.1	0.3	0.2

Q86D. How much do you trust each of the following types of people: Other people you know?

	Urban	Rural	Man	Woman	Total
Not at all	15.2	9.8	11.6	12.7	12.1
Just a little	38.0	32.5	34.2	35.5	34.8
Somewhat	35.0	38.1	36.7	36.9	36.8
A lot	11.2	19.4	17.2	14.5	15.9
Refused	0.2		0.2		0.1
Don't know	0.4	0.2	0.2	0.3	0.3

Q86E. How much do you trust each of the following types of people: People from other religions?

	Urban	Rural	Man	Woman	Total
Not at all	15.7	12.7	13.0	15.1	14.0
Just a little	34.2	33.5	31.9	35.9	33.8
Somewhat	37.5	34.2	35.9	35.3	35.6
A lot	11.9	19.4	18.9	13.3	16.2
Refused	0.3	0.1	0.2	0.1	0.2
Don't know	0.4	0.1	0.1	0.3	0.2

Q86F. How much do you trust each of the following types of people: People from other ethnic groups?

	Urban	Rural	Man	Woman	Total
Not at all	17.4	11.2	12.7	15.1	13.8
Just a little	41.4	36.8	37.8	39.8	38.8
Somewhat	30.6	32.4	32.2	31.1	31.7
A lot	9.9	18.9	16.7	13.2	15.0
Refused	0.1	0.2	0.2	0.2	0.2
Don't know	0.6	0.4	0.4	0.6	0.5

Q87A. For each of the following types of people, please tell me whether you would like having people from this group as neighbours, dislike it, or not care: People of a different religion?

	Urban	Rural	Man	Woman	Total
Strongly dislike	6.4	6.3	5.4	7.3	6.3
Somewhat dislike	8.0	12.0	9.4	11.2	10.3
Would not care	28.8	16.6	20.4	23.3	21.8
Somewhat like	37.4	40.4	38.5	39.8	39.1
Strongly like	19.1	24.0	26.4	17.1	21.9
Refused	0.3			0.2	0.1
Don't know		0.8		1.0	0.5

Q87B. For each of the following types of people, please tell me whether you would like having people from this group as neighbours, dislike it, or not care: People from other ethnic groups?

	Urban	Rural	Man	Woman	Total
Strongly dislike	5.5	6.9	4.7	8.0	6.3
Somewhat dislike	7.8	8.5	7.9	8.6	8.2
Would not care	28.4	17.9	21.4	23.5	22.4
Somewhat like	40.4	40.9	39.2	42.2	40.7
Strongly like	17.1	24.9	26.3	16.4	21.6
Refused	0.3			0.2	0.1
Don't know	0.5	0.9	0.5	1.0	0.8

Q87C. For each of the following types of people, please tell me whether you would like having people from this group as neighbours, dislike it, or not care: Homosexuals?

	Urban	Rural	Man	Woman	Total
Strongly dislike	77.4	76.8	77.1	77.0	77.1
Somewhat dislike	8.3	7.9	7.5	8.7	8.1
Would not care	8.6	5.5	7.7	5.8	6.8
Somewhat like	2.6	4.0	2.9	3.9	3.4
Strongly like	1.9	4.4	3.6	3.1	3.3
Refused	0.5	0.6	0.6	0.6	0.6
Don't know	0.6	0.8	0.6	0.9	0.7

Q87D. For each of the following types of people, please tell me whether you would like having people from this group as neighbours, dislike it, or not care: Immigrants or foreign workers?

	Urban	Rural	Man	Woman	Total
Strongly dislike	6.8	7.7	6.2	8.5	7.3
Somewhat dislike	8.2	8.0	8.4	7.7	8.1
Would not care	32.7	23.2	25.7	29.0	27.3
Somewhat like	36.5	41.9	40.5	38.5	39.6
Strongly like	14.8	17.5	18.6	13.9	16.3
Refused	0.0			0.0	0.0
Don't know	1.0	1.8	0.6	2.3	1.5

Q87E. For each of the following types of people, please tell me whether you would like having people from this group as neighbours, dislike it, or not care: People who support a different political party?

	Urban	Rural	Man	Woman	Total
Strongly dislike	4.8	6.4	4.2	7.3	5.7
Somewhat dislike	6.3	7.5	6.3	7.8	7.0
Would not care	36.6	25.1	28.7	31.5	30.0
Somewhat like	37.3	39.6	39.9	37.3	38.6
Strongly like	14.7	21.0	20.6	15.8	18.3
Refused	0.0			0.0	0.0
Don't know	0.2	0.4	0.3	0.3	0.3

Q88A. Please tell me whether you would like having a family member marry a person from a different ethnic group, dislike it, or not care?

	Urban	Rural	Man	Woman	Total
Strongly dislike	6.5	5.2	5.4	6.1	5.8
Somewhat dislike	3.9	2.4	2.6	3.5	3.0
Would not care	41.1	30.1	32.1	37.8	34.8
Somewhat like	18.0	24.9	21.3	22.7	22.0
Strongly like	29.2	34.9	36.9	27.7	32.4
Refused		0.1	0.1		0.1
Don't know	1.3	2.5	1.6	2.3	2.0



Security, crime, and the police

See additional questions about the police under “Public services and government performance,” “Corruption,” and “Gender equality and gender-based violence.”

Q7A. Over the past year, how often, if ever, have you or anyone in your family: Felt unsafe walking in your neighbourhood?

	Urban	Rural	Man	Woman	Total
Never	39.8	38.1	39.1	38.6	38.8
Just once or twice	29.4	22.5	26.1	24.7	25.5
Several times	21.3	23.4	22.1	22.9	22.5
Many times	6.0	9.9	8.2	8.3	8.2
Always	3.3	6.0	4.2	5.4	4.8
Refused	0.2		0.1		0.1
Don't Know		0.1	0.1	0.1	0.1

Q7B. Over the past year, how often, if ever, have you or anyone in your family: Feared crime in your own home?

	Urban	Rural	Man	Woman	Total
Never	52.1	46.5	50.3	47.4	48.9
Just once or twice	19.7	17.6	18.1	19.0	18.5
Several times	16.5	17.8	16.1	18.4	17.3
Many times	8.0	12.5	10.2	10.9	10.5
Always	3.2	5.5	4.8	4.2	4.5
Don't Know	0.5	0.1	0.5	0.1	0.3

Q83A-NIG. In general, would you say Nigeria is a safe or unsafe country to live in?

	Urban	Rural	Man	Woman	Total
No, very unsafe	51.9	42.8	44.5	49.1	46.7
No, somewhat unsafe	26.5	31.8	29.6	29.5	29.5
Yes, somewhat safe	15.2	16.1	17.9	13.4	15.7
Yes, very safe	5.2	7.8	7.0	6.5	6.7
Refused to answer	0.7	0.7	0.8	0.7	0.7
Don't know	0.5	0.6	0.3	0.9	0.6

Q83B-NIG. Looking back over the last five years, do you feel that Nigeria has become safer or less safe?

	Urban	Rural	Man	Woman	Total
Much less safe	40.9	31.5	36.4	34.7	35.6
Somewhat less safe	34.6	37.6	36.6	36.0	36.3
Somewhat more safe	10.3	13.7	11.1	13.5	12.3
Much more safe	11.6	14.0	13.8	12.1	13.0
Refused to answer	0.8	0.5	0.4	0.9	0.6
Don't know	1.8	2.6	1.6	2.9	2.2

Q83C-NIG. To whom do you normally go to first for assistance, when you are concerned about your security and the security of your family?

	Urban	Rural	Man	Woman	Total
Other family members	27.1	25.1	23.3	28.8	25.9
Community leaders / traditional leaders	18.6	37.8	31.9	27.0	29.6
Religious leaders	3.3	3.6	2.6	4.4	3.4
The Neighbourhood including neighbourhood watch	21.4	14.7	15.5	19.8	17.6
The local administration	2.0	6.3	4.6	4.3	4.4
The police	23.6	11.3	18.9	14.1	16.6
Other	3.0	1.0	2.5	1.2	1.9
Refused to answer	0.9	0.1	0.8	0.1	0.4
Don't know	0.1	0.2	0.1	0.2	0.1

Q83D-NIG. In your opinion, what is the most serious threat to your safety and security in your neighbourhood?

	Urban	Rural	Man	Woman	Total
Nothing	20.7	18.9	19.8	19.6	19.7
Theft, break-ins	22.9	23.9	22.4	24.6	23.5
Robbery (using or threatening to use force)	14.9	8.6	11.3	11.3	11.3
Theft of livestock	2.4	10.2	6.4	7.4	6.9
Gang violence	8.6	5.0	7.3	5.7	6.5
Extortion and other financial crime	2.1	2.5	2.5	2.2	2.3
Traffic accidents	1.0	0.5	0.5	1.0	0.7
Drug or alcohol abuse	8.3	2.6	5.6	4.4	5.1
Corruption	2.0	0.8	1.3	1.2	1.3
Nepotism	0.5	0.8	0.7	0.7	0.7
Abuse of power by state officials	0.6	0.5	0.5	0.6	0.6
Gender-based or domestic violence	0.4	0.3	0.4	0.2	0.3
International and transnational organized crime	0.5	0.0	0.2	0.3	0.2
Cross border crime, prevalence of smugglers and related organized crime	0.2	0.6	0.7	0.1	0.4
Tribalism	1.2	1.3	1.3	1.1	1.2
Abuse of power by police	0.3	0.1	0.1	0.2	0.2
Family disputes	0.1	1.4	1.3	0.4	0.8
Absence of law enforcement	0.7	2.2	1.5	1.6	1.5
Lack of judicial follow-up, leading to impunity		0.1	0.1		0.0
Lack of police investigative capacity, leading to impunity		0.1	0.1		0.1
Kidnapping	8.5	10.9	9.3	10.5	9.9
Child abuse	0.2	0.5		0.7	0.4
Land disputes	0.6	2.7	1.7	1.8	1.8
Political disagreements, upheaval and political violence	0.3	0.9	0.5	0.8	0.6
Other	1.3	3.0	3.0	1.5	2.2
Refused to answer	1.0	0.3	0.6	0.5	0.6
Don't know	0.7	1.3	0.8	1.4	1.1

Q44A. In your opinion, how often do the police in Nigeria: Operate in a professional manner and respect the rights of all citizens?

	Urban	Rural	Man	Woman	Total
Never	20.5	17.6	19.7	17.9	18.8
Rarely	34.8	27.0	27.8	33.1	30.3
Sometimes	34.6	37.8	37.8	34.9	36.4
Often	8.0	13.5	11.7	10.7	11.2
Always	0.6	1.9	1.9	0.7	1.3
Refused	0.2	0.2	0.2	0.1	0.2
Don't know	1.4	2.0	1.0	2.5	1.7

Q44B. In your opinion, how often do the police in Nigeria: Stop drivers without good reason?

	Urban	Rural	Man	Woman	Total
Never	2.4	4.4	3.8	3.2	3.5
Rarely	9.7	12.5	10.2	12.4	11.3
Sometimes	28.2	26.8	27.0	27.9	27.4
Often	30.6	29.5	29.5	30.5	30.0
Always	26.8	24.0	27.3	23.0	25.2
Refused		0.4		0.4	0.2
Don't know	2.2	2.4	2.1	2.6	2.3

Q44C. In your opinion, how often do the police in Nigeria: Use excessive force in managing protests or demonstrations?

	Urban	Rural	Man	Woman	Total
Never	4.5	7.5	6.7	5.7	6.2
Rarely	14.1	15.6	14.1	15.9	15.0
Sometimes	26.6	28.8	28.0	27.8	27.9
Often	23.9	25.9	27.2	22.7	25.1
Always	23.3	15.1	18.4	18.8	18.6
Refused		0.2	0.2		0.1
Don't know	7.6	6.8	5.5	9.0	7.2

Q44D. In your opinion, how often do the police in Nigeria: Use excessive force when dealing with criminals?

	Urban	Rural	Man	Woman	Total
Never	3.1	5.6	4.5	4.6	4.5
Rarely	11.2	13.9	12.3	13.3	12.8
Sometimes	28.2	30.7	28.4	31.0	29.7
Often	27.2	26.4	29.1	24.2	26.7
Always	22.7	17.0	19.7	19.2	19.4
Refused	0.4	0.2	0.5		0.3
Don't know	7.2	6.3	5.6	7.7	6.6

Q44E. In your opinion, how often do the police in Nigeria: Engage in criminal activities?

	Urban	Rural	Man	Woman	Total
Never	4.7	9.2	7.5	7.0	7.3
Rarely	18.4	17.4	17.9	17.7	17.8
Sometimes	37.9	34.6	36.0	36.1	36.0
Often	17.7	19.4	20.2	17.1	18.7
Always	11.4	8.3	8.8	10.5	9.6
Refused	0.3	0.3	0.4	0.3	0.3
Don't know	9.5	10.8	9.2	11.3	10.2

Climate change and the environment

See also Q46P and Q46Q under “Public services and government performance.”

Now let's talk about weather events in your community.

Q66A. In your experience, over the past 10 years, has there been any change in the severity of the following events in the area where you live? Have they become more severe, less severe, or stayed about the same: Drought?

	Urban	Rural	Man	Woman	Total
Much more severe	5.8	8.7	7.3	7.6	7.5
Somewhat more severe	12.2	21.6	20.0	14.9	17.6
Stayed the same	23.8	15.2	19.6	18.0	18.9
Somewhat less severe	13.1	19.2	15.8	17.4	16.6
Much less severe	38.4	31.5	33.7	35.3	34.5
Refused		0.1	0.1		0.0
Don't know	6.7	3.7	3.4	6.7	5.0

Q66B. In your experience, over the past 10 years, has there been any change in the severity of the following events in the area where you live? Have they become more severe, less severe, or stayed about the same: Flooding?

	Urban	Rural	Man	Woman	Total
Much more severe	8.2	10.9	10.9	8.5	9.7
Somewhat more severe	10.4	15.2	15.1	11.0	13.1
Stayed the same	21.2	16.0	16.6	20.0	18.2
Somewhat less severe	13.5	16.8	14.9	15.9	15.4
Much less severe	41.9	39.3	40.3	40.5	40.4
Don't know	4.7	1.9	2.3	4.0	3.1

Q67A. Have you heard about climate change, or haven't you had the chance to hear about this yet?

	Urban	Rural	Man	Woman	Total
No	62.9	70.9	62.0	73.4	67.5
Yes	34.6	26.2	36.2	22.9	29.8
Don't know	2.5	2.9	1.8	3.7	2.7

Q67B. Do you think climate change is making life in Nigeria better or worse, or haven't you heard enough to say?

	Urban	Rural	Man	Woman	Total
Much better	0.7	0.1	0.4	0.4	0.4
Somewhat better	4.4	3.6	4.6	3.1	3.9
Neither/ no change / about the same	6.9	3.4	6.8	2.9	4.9
Somewhat worse	12.7	11.1	13.5	10.0	11.8
Much worse	8.6	7.2	10.1	5.3	7.8
Not Applicable	65.4	73.8	63.8	77.1	70.2
Don't know / Haven't heard enough to say	1.3	0.7	0.8	1.1	1.0

Q68A. For each of the following statements, please tell me whether you disagree or agree: Ordinary Nigerians can play a role in limiting climate change?

	Urban	Rural	Man	Woman	Total
Strongly disagree	0.7	1.7	2.1	0.4	1.2
Disagree	4.8	5.5	4.5	6.0	5.2
Neither agree nor disagree	2.1	1.8	1.9	1.9	1.9
Agree	17.0	14.0	19.1	11.1	15.2
Strongly agree	9.1	2.6	7.5	3.2	5.4
Not applicable	65.4	73.8	63.8	77.1	70.2
Refused	0.1		0.0		0.0
Don't know	0.9	0.7	1.1	0.4	0.8

Q68B. For each of the following statements, please tell me whether you disagree or agree: It is important for our government to take steps now to limit climate change in the future, even if it is expensive or causes some job losses or other harm to our economy?

	Urban	Rural	Man	Woman	Total
Strongly disagree	1.8	0.8	1.9	0.6	1.2
Disagree	4.7	2.2	3.3	3.2	3.3
Neither agree nor disagree	4.3	3.0	3.7	3.5	3.6
Agree	12.7	13.9	17.1	9.3	13.4
Strongly agree	10.6	5.6	9.5	5.9	7.7
Not applicable	65.4	73.8	63.8	77.1	70.2
Refused	0.1		0.0		0.0
Don't know	0.3	0.7	0.7	0.4	0.5

Q69. Who do you think should have primary responsibility for trying to limit climate change and reduce its impact?

	Urban	Rural	Man	Woman	Total
None of these /No one / Can't be stopped/Doesn't need to be addressed	1.1	0.1	0.6	0.5	0.5
Ordinary citizens	6.6	2.3	5.7	2.5	4.2
Business and industry	0.5	0.8	0.9	0.4	0.7
The government of country	24.4	21.3	26.9	18.0	22.6
Rich or developed countries	1.4	0.8	1.0	1.1	1.0
Traditional leaders	0.1	0.5	0.5	0.2	0.4
Someone else	0.3	0.1	0.4		0.2
Not applicable	65.4	73.8	63.8	77.1	70.2
Don't know	0.0	0.3	0.2	0.1	0.2

Q70A: Do you think each of the following are doing enough to limit climate change, or do they need to do more, or haven't you heard enough to say: Ordinary Nigerians?

	Urban	Rural	Man	Woman	Total
Doing enough	2.3	2.2	3.0	1.5	2.3
Need to do somewhat more	11.9	7.1	11.2	7.0	9.2
Need to do a lot more	19.1	15.7	20.8	13.2	17.2
Not applicable	65.4	73.8	63.8	77.1	70.2
Don't know	1.3	1.1	1.2	1.2	1.2

Q70B: Do you think each of the following are doing enough to limit climate change, or do they need to do more, or haven't you heard enough to say: Business and industry?

	Urban	Rural	Man	Woman	Total
Doing enough	0.7	0.1	0.5	0.2	0.4
Need to do somewhat more	6.4	5.9	7.6	4.6	6.2
Need to do a lot more	26.3	19.6	27.2	17.4	22.5
Not applicable	65.4	73.8	63.8	77.1	70.2
Don't know	1.1	0.5	0.9	0.7	0.8

Q70C: Do you think each of the following are doing enough to limit climate change, or do they need to do more, or haven't you heard enough to say: The government of Nigeria?

	Urban	Rural	Man	Woman	Total
Doing enough	0.7	0.3	0.8	0.1	0.5
Need to do somewhat more	4.8	2.2	3.9	2.7	3.3
Need to do a lot more	28.1	23.5	30.8	19.7	25.5
Not applicable	65.4	73.8	63.8	77.1	70.2
Don't know	1.1	0.2	0.7	0.4	0.5

Q70D: Do you think each of the following are doing enough to limit climate change, or do they need to do more, or haven't you heard enough to say: Rich or developed countries?

	Urban	Rural	Man	Woman	Total
Doing enough	1.5	0.9	1.6	0.6	1.1
Need to do somewhat more	6.0	4.7	4.7	5.9	5.3
Need to do a lot more	24.6	19.7	27.7	15.4	21.8
Not applicable	65.4	73.8	63.8	77.1	70.2
Don't know	2.4	1.0	2.2	1.0	1.6

Now let's talk about environmental conditions in the country and in your community.

Q71. Which of the following statements is closest to your view?

Statement 1: The government should focus on creating jobs and increasing incomes, even if that means increasing pollution or other environmental damage.

Statement 2: The government should focus more on preventing pollution and protecting the environment, even if this means there will be fewer jobs or there will be other disruptions to our daily lives.

	Urban	Rural	Man	Woman	Total
Agree very strongly with 1	31.1	28.2	29.0	29.9	29.4
Agree with 1	26.0	19.4	23.2	21.1	22.2
Agree with 2	17.2	22.1	19.2	20.8	20.0
Agree very strongly with 2	13.4	19.0	16.6	16.6	16.6
Agree with neither	10.6	10.0	10.7	9.8	10.2
Refused	0.1			0.1	0.1
Don't know	1.6	1.4	1.2	1.7	1.5

Q72A. How serious of a problem is pollution, such as the accumulation of trash or garbage, or damage to the quality of the air or water, in your community?

	Urban	Rural	Man	Woman	Total
Very serious	26.2	19.0	23.0	21.1	22.1
Somewhat serious	33.6	28.9	29.4	32.6	30.9
Not very serious	26.9	37.7	33.7	32.5	33.1
Not at all serious	10.9	12.1	12.0	11.2	11.6
Refused		0.0	0.1		0.0
Don't know	2.4	2.2	1.9	2.7	2.3

Q72B. Which of the following is the most important environmental issue in your community today?

	Urban	Rural	Man	Woman	Total
None of these / there are no problems	9.7	13.4	12.2	11.4	11.8
Air pollution	8.4	11.9	11.6	9.1	10.4
Pollution of water sources	12.6	16.7	16.1	13.6	14.9
Sanitation or human waste management	27.1	25.3	26.7	25.5	26.1
Trash disposal, including plastics	34.4	20.7	22.8	30.7	26.6
Deforestation	3.7	7.9	7.2	4.9	6.1
Some other issue	2.5	3.2	3.0	2.8	2.9
Don't know	1.6	1.0	0.5	2.1	1.3

Q72C. Please tell me whether you agree or disagree with the following statement: Plastic bags are a major source of pollution in this country?

	Urban	Rural	Man	Woman	Total
Strongly disagree	5.1	4.8	5.3	4.5	4.9
Disagree	16.5	18.5	18.8	16.4	17.7
Neither agree nor disagree	5.9	6.7	4.6	8.2	6.4
Agree	37.4	45.1	42.1	41.4	41.8
Strongly agree	29.5	15.3	21.4	21.3	21.4
Refused		0.2	0.2		0.1
Don't know	5.6	9.4	7.5	8.1	7.8

Q72D. Who do you think should have the primary responsibility for reducing pollution and keeping your community clean?

	Urban	Rural	Man	Woman	Total
None of these / No one	0.2	0.2	0.3	0.1	0.2
Ordinary citizens	37.7	27.9	30.7	33.6	32.1
Business and industry	2.7	4.5	4.3	3.2	3.8
The national government	25.6	35.5	31.8	30.7	31.2
Local government	29.0	23.2	27.1	24.2	25.7
Traditional leaders	2.5	7.7	5.2	5.7	5.5
Someone else	0.5	0.4	0.1	0.8	0.4
Don't know	1.8	0.6	0.6	1.7	1.1

Q72E. In your opinion, should our government be doing more or less than it is currently doing to limit pollution and protect the environment in this country?

	Urban	Rural	Man	Woman	Total
Much less	4.7	6.6	6.0	5.5	5.8
Somewhat less	3.7	6.0	3.6	6.5	5.0
About the same	23.4	25.1	26.2	22.4	24.4
Somewhat more	14.1	15.0	15.5	13.7	14.6
Much more	52.8	43.9	46.9	48.5	47.7
Refused		0.2	0.3		0.1
Don't know	1.3	3.2	1.5	3.4	2.4

Natural resource extraction, such as mining, oil drilling, or wood harvesting, can have benefits, such as jobs and revenue. But it can also pose problems for nearby communities, such as pollution or deforestation.

Q73A. Please tell me whether you agree or disagree with each of the following statements: In this country, natural resource extraction should be more tightly regulated by government to reduce the negative impacts on the environment?

	Urban	Rural	Man	Woman	Total
Strongly disagree	4.7	5.0	5.6	4.1	4.8
Disagree	13.7	15.3	15.3	13.8	14.6
Neither agree nor disagree	5.2	4.1	4.1	5.1	4.6
Agree	53.9	53.0	55.5	51.1	53.4
Strongly agree	16.8	18.2	16.6	18.7	17.6
Don't know	5.6	4.5	2.9	7.2	5.0

Q73B. Please tell me whether you agree or disagree with each of the following statements: Ordinary Nigerian currently have a voice in decisions about natural resource extraction that takes place near their communities?

	Urban	Rural	Man	Woman	Total
Strongly disagree	12.0	8.3	10.8	9.0	9.9
Disagree	19.1	22.3	22.1	19.7	21.0
Neither agree nor disagree	9.3	9.9	9.8	9.4	9.6
Agree	38.2	37.7	40.3	35.3	37.9
Strongly agree	10.2	13.7	10.9	13.5	12.2
Refused	0.1	0.1	0.0	0.1	0.1
Don't know	11.1	7.9	6.0	12.8	9.3

Q73C. Please tell me whether you agree or disagree with each of the following statements: Local communities currently receive a fair share of the revenue from natural resource extraction that takes place near their communities?

	Urban	Rural	Man	Woman	Total
Strongly disagree	9.8	7.9	9.0	8.3	8.7
Disagree	20.4	23.3	23.8	20.2	22.1
Neither agree nor disagree	8.1	9.4	7.9	9.9	8.9
Agree	41.4	40.1	42.6	38.6	40.6
Strongly agree	7.5	10.4	9.3	8.9	9.1
Refused		0.1		0.1	0.1
Don't know	12.8	8.9	7.5	13.9	10.6

Q73D. Please tell me whether you agree or disagree with each of the following statements: In general, the benefits of resource extraction activities to local communities, such as jobs and revenue, outweigh the costs, such as pollution?

	Urban	Rural	Man	Woman	Total
Strongly disagree	14.4	11.3	14.1	11.0	12.6
Disagree	23.8	24.5	23.9	24.5	24.2
Neither agree nor disagree	11.8	10.3	10.0	11.9	10.9
Agree	31.6	36.0	36.3	31.8	34.1
Strongly agree	8.7	8.6	8.9	8.3	8.6
Don't know	9.8	9.3	6.7	12.5	9.5



Media

Also see Q90 on radio/TV/mobile phone ownership and Internet access under “Respondents and their households” and questions on access to information under “Responsive and transparent government.”

Now let us talk about the media and how you get information about politics and other issues.

Q74A. How often do you get news from the following sources: Radio?

	Urban	Rural	Man	Woman	Total
Never	14.0	18.1	10.3	22.8	16.3
Less than once a month	6.7	8.5	7.4	8.0	7.7
A few times a month	11.5	10.5	9.4	12.6	10.9
A few times a week	32.8	30.4	30.7	32.3	31.4
Every day	34.8	32.3	42.2	23.9	33.4
Refused	0.1			0.1	0.1
Don't Know	0.1	0.2	0.1	0.2	0.2

Q74B. How often do you get news from the following sources: Television?

	Urban	Rural	Man	Woman	Total
Never	18.3	46.9	31.4	38.1	34.7
Less than once a month	10.0	14.4	11.8	13.3	12.5
A few times a month	13.9	12.9	12.0	14.7	13.3
A few times a week	33.2	13.5	22.9	20.9	21.9
Every day	24.3	12.2	21.7	12.7	17.4
Don't Know	0.3	0.2	0.2	0.3	0.3

Q74C. How often do you get news from the following sources: Print newspapers?

	Urban	Rural	Man	Woman	Total
Never	65.0	75.1	61.9	80.3	70.7
Less than once a month	12.7	10.0	13.4	8.8	11.2
A few times a month	8.8	6.7	9.9	5.1	7.6
A few times a week	9.0	3.5	8.6	2.8	5.8
Every day	4.0	3.9	5.7	2.0	3.9
Refused	0.2			0.2	0.1
Don't Know	0.3	0.9	0.5	0.8	0.6

Q74D. How often do you get news from the following sources: Internet?

	Urban	Rural	Man	Woman	Total
Never	34.2	65.2	46.3	58.0	51.9
Less than once a month	5.6	5.2	5.2	5.6	5.4
A few times a month	10.8	5.1	8.7	6.3	7.6
A few times a week	21.7	11.5	17.3	14.3	15.9
Every day	27.4	11.8	21.8	14.9	18.5
Don't Know	0.3	1.1	0.6	0.9	0.8

Q74E. How often do you get news from the following sources: Social media such as Facebook, Twitter, WhatsApp, or others?

	Urban	Rural	Man	Woman	Total
Never	32.3	63.3	45.7	54.7	50.0
Less than once a month	6.1	6.2	5.4	7.0	6.1
A few times a month	9.3	4.5	7.2	5.9	6.6
A few times a week	21.0	13.0	16.8	16.0	16.4
Every day	31.1	12.6	24.5	16.2	20.5
Don't Know	0.2	0.5	0.4	0.2	0.3

Q16. Which of the following statements is closest to your view?

Statement 1: The media should have the right to publish any views and ideas without government control.

Statement 2: The government should have the right to prevent the media from publishing things that it disapproves of.

	Urban	Rural	Man	Woman	Total
Agree very strongly with 1	44.8	41.8	47.9	37.9	43.1
Agree with 1	27.3	25.9	26.0	27.1	26.5
Agree with 2	16.1	17.1	13.4	20.2	16.6
Agree very strongly with 2	10.7	14.0	11.8	13.4	12.6
Agree with neither	1.0	1.0	0.9	1.1	1.0
Don't know	0.2	0.2	0.1	0.3	0.2

Q17. Which of the following statements is closest to your view?

Statement 1: The news media should constantly investigate and report on government mistakes and corruption.

Statement 2: Too much reporting on negative events, like government mistakes and corruption, only harms the country.

	Urban	Rural	Man	Woman	Total
Agree very strongly with 1	52.8	53.1	55.2	50.6	53.0
Agree with 1	34.7	28.1	29.4	32.6	30.9
Agree with 2	5.7	9.3	7.6	7.9	7.7
Agree very strongly with 2	5.0	9.0	6.8	7.8	7.3
Agree with neither	1.4	0.1	0.7	0.7	0.7
Refused		0.1	0.1		0.1
Don't know	0.4	0.3	0.3	0.4	0.4

Q33H. In your opinion, how free is the news media in this country to report and comment on the news without censorship or interference by the government?

	Urban	Rural	Man	Woman	Total
Not at all free	17.1	14.2	15.9	14.9	15.4
Not very free	39.4	37.0	38.6	37.4	38.0
Somewhat free	33.0	32.3	31.8	33.4	32.6
Completely free	7.8	13.8	12.3	10.1	11.3
Don't know	2.8	2.7	1.3	4.2	2.7

Country-specific questions

Q79A-NIG. Have you heard about the federal government's plan to establish animal ranches for animal herders in all states in Nigeria?

	Urban	Rural	Man	Woman	Total
No	50.4	54.5	45.8	60.3	52.8
Yes	46.2	40.9	51.3	34.4	43.1
Don't know	3.5	4.6	3.0	5.4	4.1

Q79B-NIG. Do you support the federal government's plan to establish animal ranches for animal herders in all states in Nigeria?

	Urban	Rural	Man	Woman	Total
No	28.2	20.4	26.9	20.3	23.7
Yes	17.3	20.2	23.7	13.8	18.9
Not applicable	53.8	59.1	48.7	65.6	56.9
Refused to answer	0.1			0.1	0.0
Don't know	0.6	0.2	0.7	0.1	0.4

Q80-NIG-A. For each of the following statements, please tell me whether you disagree or agree, or haven't you heard enough to say: The Indigenous People of Biafra or (IPOB), have genuine concerns that the Federal government needs to address.

	Urban	Rural	Man	Woman	Total
Strongly disagree	15.7	21.8	20.2	18.0	19.2
Disagree	12.0	17.3	14.6	15.5	15.1
Neither agree nor disagree	4.9	4.1	5.0	3.8	4.4
Agree	30.5	24.1	27.4	26.3	26.8
Strongly agree	26.2	20.8	26.3	19.7	23.1
Refused to answer	0.7	0.2	0.7	0.1	0.5
Don't know	10.0	11.7	5.8	16.5	10.9

Q80-NIG-B. For each of the following statements, please tell me whether you disagree or agree, or haven't you heard enough to say: The Indigenous People of Biafra or (IPOB), should be given the right to secede from the federation.

	Urban	Rural	Man	Woman	Total
Strongly disagree	22.5	27.7	27.8	23.0	25.5
Disagree	22.5	23.9	25.3	21.2	23.3
Neither agree nor disagree	7.3	6.5	6.0	7.7	6.8
Agree	14.8	13.0	14.2	13.2	13.8
Strongly agree	22.6	17.2	20.9	18.0	19.5
Refused to answer	1.1	0.2	0.7	0.4	0.6
Don't know	9.2	11.5	4.9	16.5	10.5

Q81A. How serious of a problem are abductions and kidnapping of citizens in our country today? Is it:

	Urban	Rural	Man	Woman	Total
Very serious	66.7	63.4	65.9	63.6	64.8
Somewhat serious	19.9	18.6	19.9	18.4	19.2
Not very serious	9.3	14.3	11.0	13.4	12.2
Not at all serious	2.4	2.8	2.8	2.5	2.6
Don't know	1.7	0.9	0.4	2.1	1.2

Q81B- In your opinion, over the past year, would you say the cases of abduction or kidnapping in this country have increased, decreased, or stayed the same?

	Urban	Rural	Man	Woman	Total
Increased a lot	59.9	48.3	57.1	49.2	53.3
Increased somewhat	18.8	23.0	18.6	24.0	21.2
Stayed the same	7.9	11.8	8.9	11.4	10.1
Decreased somewhat	10.2	14.1	12.9	11.8	12.4
Decreased a lot	1.6	2.1	2.0	1.8	1.9
Don't know	1.6	0.7	0.5	1.8	1.1

Q81C-NIG. How well or badly would you say the police is handling the kidnapping or abduction of Nigerian citizens?

	Urban	Rural	Man	Woman	Total
Very badly	33.2	29.4	30.1	32.0	31.0
Fairly badly	29.9	24.7	28.5	25.3	27.0
Fairly well	28.1	37.9	33.3	34.1	33.7
Very well	3.6	5.7	5.4	4.1	4.8
Don't know	5.2	2.3	2.7	4.5	3.6

Let's talk for a moment about the recent "EndSARS Now" campaign to get the Special Anti-Robbery Squad (SARS) of the Nigeria Police Force disbanded.

Q82A-NIG. Have you heard about the "EndSARS Now" campaign?

	Urban	Rural	Man	Woman	Total
No	50.7	66.6	53.6	66.6	59.8
Yes	46.7	28.7	44.1	28.2	36.4
Don't know	2.6	4.7	2.4	5.3	3.8

Q82B-NIG. For each of the following statements, please tell me whether you disagree or agree, or haven't you heard enough to say: The "EndSARS Now" campaign was very necessary as government had failed to act on police brutalities suffered by citizens over the years.

	Urban	Rural	Man	Woman	Total
Strongly disagree	20.2	7.8	16.2	9.8	13.1
Disagree	12.1	9.5	12.9	8.1	10.6
Neither agree nor disagree	5.3	3.4	4.3	4.1	4.2
Agree	8.0	6.7	8.8	5.5	7.3
Strongly agree	0.1	0.1	0.3		0.1
Not applicable	53.3	71.3	55.9	71.8	63.6
Don't know	1.1	1.1	1.5	0.6	1.1

Q82C-NIG. For each of the following statements, please tell me whether you disagree or agree, or haven't you heard enough to say: The Special Anti-Robbery Squad (SARS) of the Nigeria Police Force should be disbanded rather than being banned from specific operations.

	Urban	Rural	Man	Woman	Total
Not at all likely	22.1	9.5	18.8	10.7	14.9
Not very likely	12.3	9.1	10.7	10.3	10.5
Somewhat likely	9.7	8.3	12.3	5.3	8.9
Very likely	1.3	0.9	1.3	0.9	1.1
Not applicable	53.3	71.3	55.9	71.8	63.6
Refused	0.1		0.1		0.1
Don't know	1.1	0.8	0.8	1.0	0.9

Other

Q97. Who do you think sent us to do this interview?

	Urban	Rural	Man	Woman	Total
"Afrobarometer" or national partner	34.2	13.7	24.6	20.2	22.5
Research company	12.5	17.2	16.2	14.0	15.1
Non-government or religious organization	9.8	10.2	10.2	9.8	10.0
University / School / College	0.2	0.7	0.7	0.2	0.5
Private company	8.6	14.1	11.1	12.4	11.7
Media	0.8	2.8	1.7	2.3	2.0
Political party or politician	1.4	1.7	1.7	1.5	1.6
Government	20.1	25.5	21.9	24.6	23.2
International organization or another country	1.0	0.4	0.4	0.9	0.6
God		0.3		0.4	0.2
Other	0.8	1.8	1.0	1.9	1.4
Refused to answer	0.0	0.4	0.2	0.3	0.3
Don't know	10.5	11.2	10.2	11.7	10.9