



Survey Warehouse
Windhoek, Namibia
16 October 2019

News release

Namibians are increasingly dissatisfied with the way democracy works in their country, Afrobarometer survey shows

Both popular support for democracy and satisfaction with the way it's working are declining in Namibia, a new Afrobarometer survey indicates.

A preference for democracy over other political systems is at its lowest point in two decades, and the same is true of citizens' satisfaction with their democracy.

Under the strain of a severe drought and the threat of a looming recession, Namibians will go to the polls in November to elect their president and members of the National Assembly.

Key findings

- While most Namibians reject one-party, military, and one-man rule, support for democracy as preferable to any other kind of government has declined from 76% in 2014 to just 56%. One in four Namibians (24%) say it "does not matter" what form of government they have (Figure 1).
- More than seven in 10 Namibians say that elections are the best way to choose their leaders (73%) (Figure 2) and that many political parties are needed in order to give voters real choices (71%).
- Most Namibians (70%) feel the country is either a full democracy or a democracy with minor problems. But satisfaction with the way democracy is working has declined sharply, from 75% in 2014 to just 51% (Figure 3).

Afrobarometer surveys

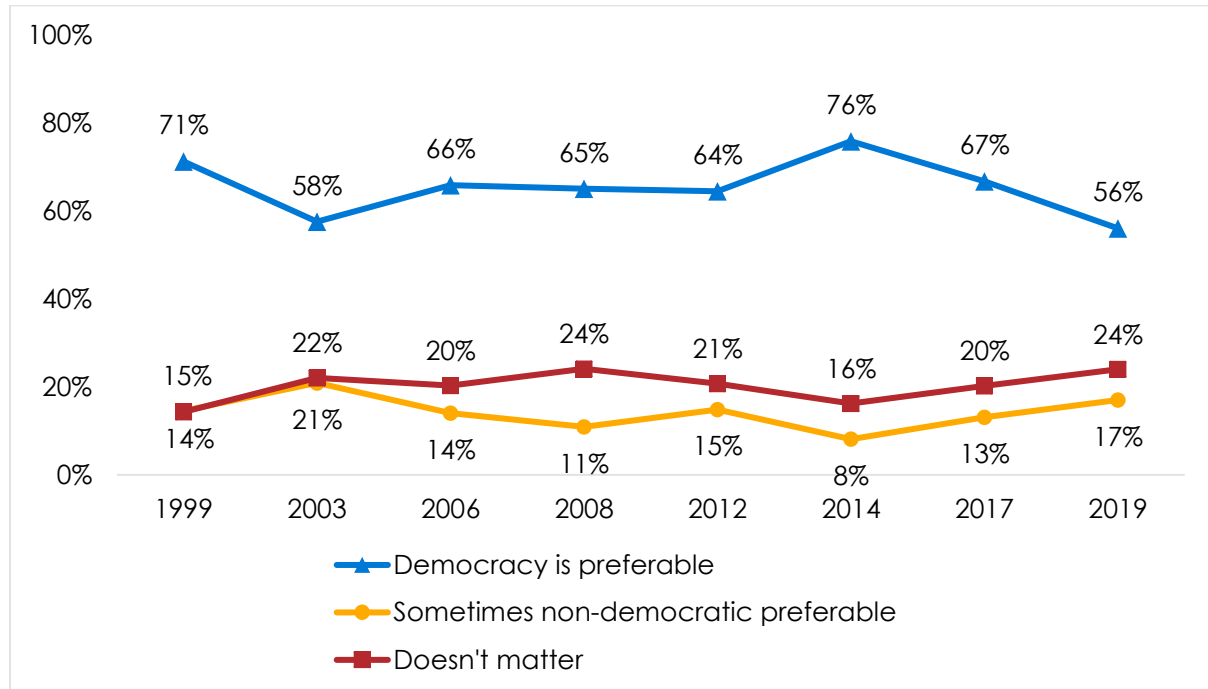
Afrobarometer directs a pan-African, nonpartisan research network that conducts public attitude surveys on democracy, governance, economic conditions, and related issues in African countries. Seven rounds of surveys were completed in up to 38 countries between 1999 and 2018. Round 8 surveys in 2019/2020 are planned in at least 35 countries.

Afrobarometer conducts face-to-face interviews in the language of the respondent's choice with nationally representative samples.

The Afrobarometer team in Namibia, led by Survey Warehouse, interviewed 1,200 adult Namibians in August 2019. A sample of this size yields country-level results with a margin of error of +/-3 percentage points at a 95% confidence level. Previous surveys were conducted in Namibia in 1999, 2003, 2006, 2008, 2012, 2014, and 2017.

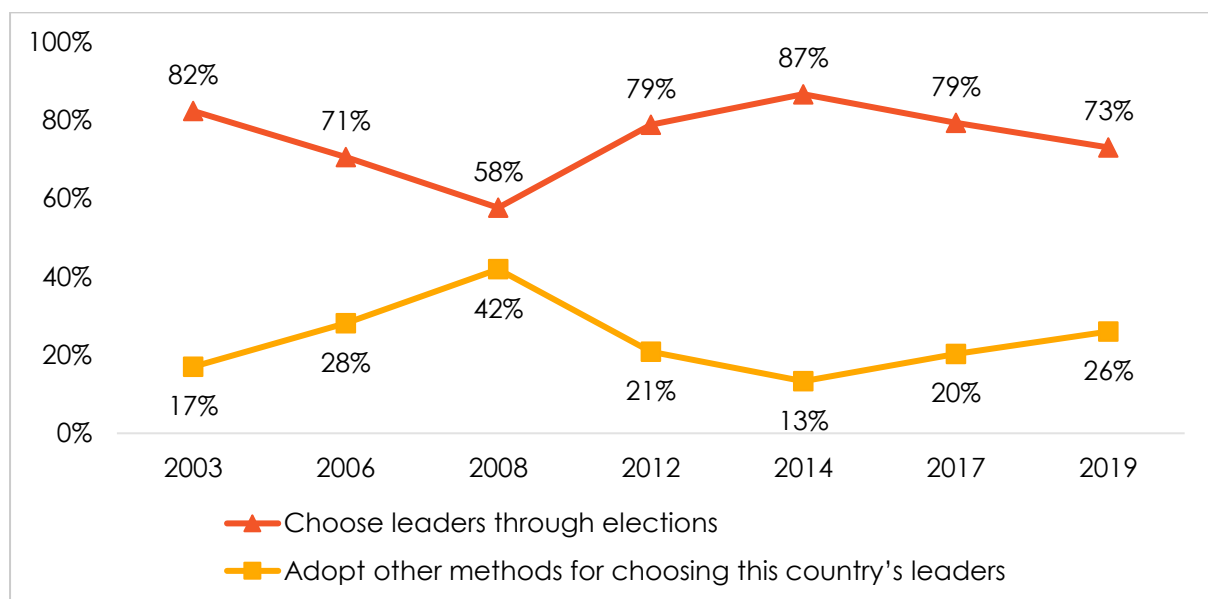
Charts

Figure 1: Support for democracy | Namibia | 1999-2019



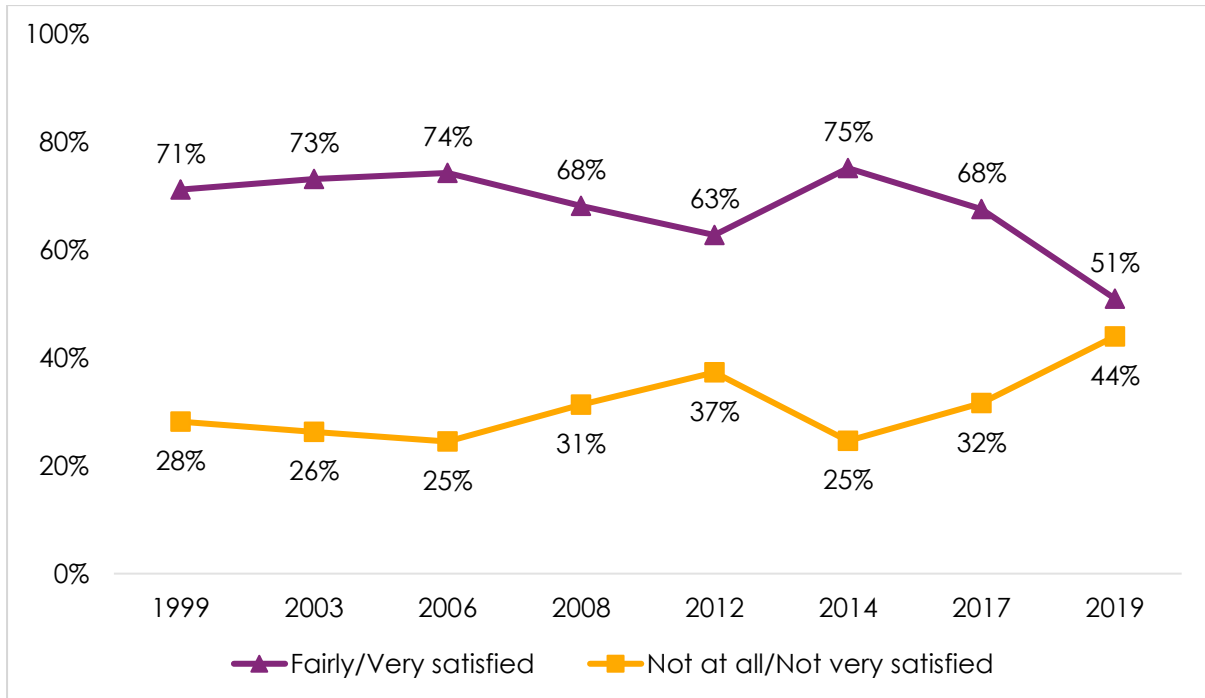
Respondents were asked: Which of these three statements is closest to your own opinion?
 Statement 1: Democracy is preferable to any other kind of government.
 Statement 2: In some circumstances, a non-democratic government can be preferable.
 Statement 3: For someone like me, it doesn't matter what kind of government we have.

Figure 2: Support for elections | Namibia | 2003-2019



Respondents were asked: In your opinion, how much of a democracy is Namibia today? (% who say country is a full democracy/democracy with minor problems)

Figure 3: Satisfaction with democracy | Namibia | 1999-2019



Respondents were asked: Overall, how satisfied are you with the way democracy works in Namibia?

For more information, please contact:

Christie Keulder
 Survey Warehouse
 Telephone: +264 81 129 1511
 Email: c.keulder@surveywarehouse.com.na

Visit us online at:
www.thesurveywarehousecc.com
www.afrobarometer.org

Follow our releases on #VoicesAfrica.

