

Maputo, Mozambique
28 February 2019

News release

Majority of Mozambicans want democracy, but fewer are satisfied with the way it's working, survey shows

A majority of Mozambicans want a democracy and think they have one, but fewer than half are satisfied with the way their democracy is working, a recent Afrobarometer survey shows.

As Mozambique prepares to hold presidential, legislative, and provincial elections in October, popular support for democracy is considerably weaker than on average (68%) across 34 African countries surveyed in 2016/2018 but stronger than in 2015.

Key findings

- A majority (57%) of Mozambicans say democracy is preferable to any other form of government, an increase from 45% in 2015 (Figure 1) though still well below the 34-country average of 68%.
- Nearly six in 10 citizens (57%) consider their country a “full democracy” or a “democracy with minor problems” (Figure 2).
- Close to half (46%) of survey respondents say they are “not very satisfied” or “not at all satisfied” with the way democracy works in Mozambique (Figure 3).

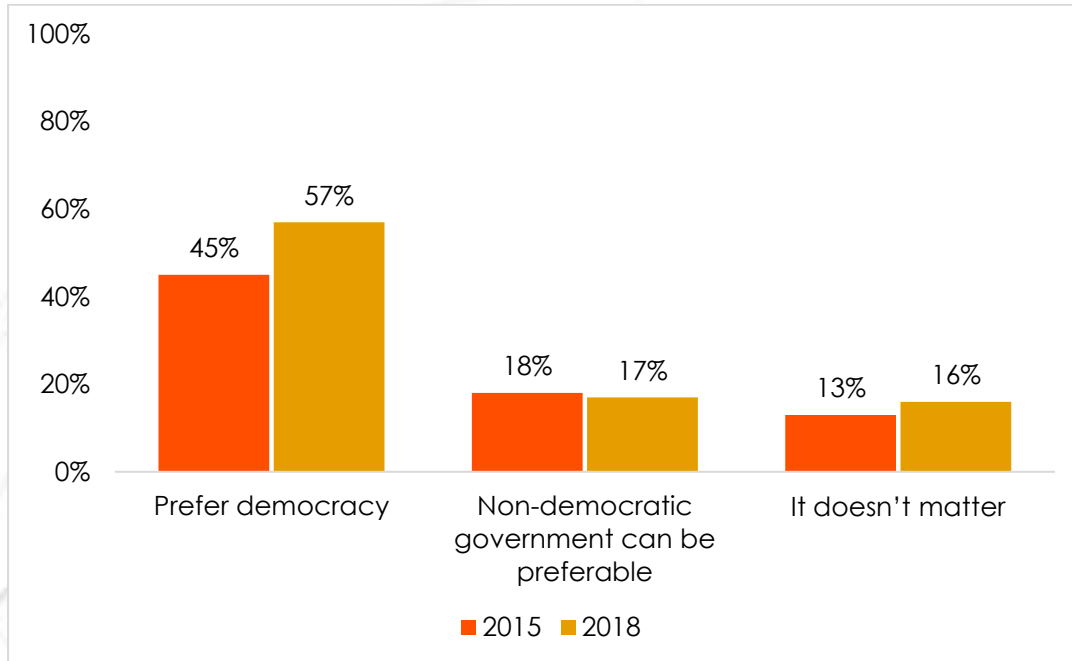
Afrobarometer

Afrobarometer is a pan-African, non-partisan research network that conducts public attitude surveys on democracy, governance, economic conditions, and related issues in Africa. Six rounds of surveys were conducted in up to 37 African countries between 1999 and 2015, and results of Round 7 surveys (2016/2018) are currently being disseminated. Afrobarometer conducts face-to-face interviews in the language of the respondent's choice with nationally representative samples.

The Afrobarometer team in Mozambique, led by Ipsos, interviewed 2,400 adult Mozambicans between 3 June and 26 August 2018. A sample of this size yields country-level results with a margin of error of +/-3 percentage points at a 95% confidence level. Previous surveys have been conducted in Mozambique in 2002, 2005, 2008, 2012, and 2015. The 2018 survey was sponsored by the MASC Foundation.

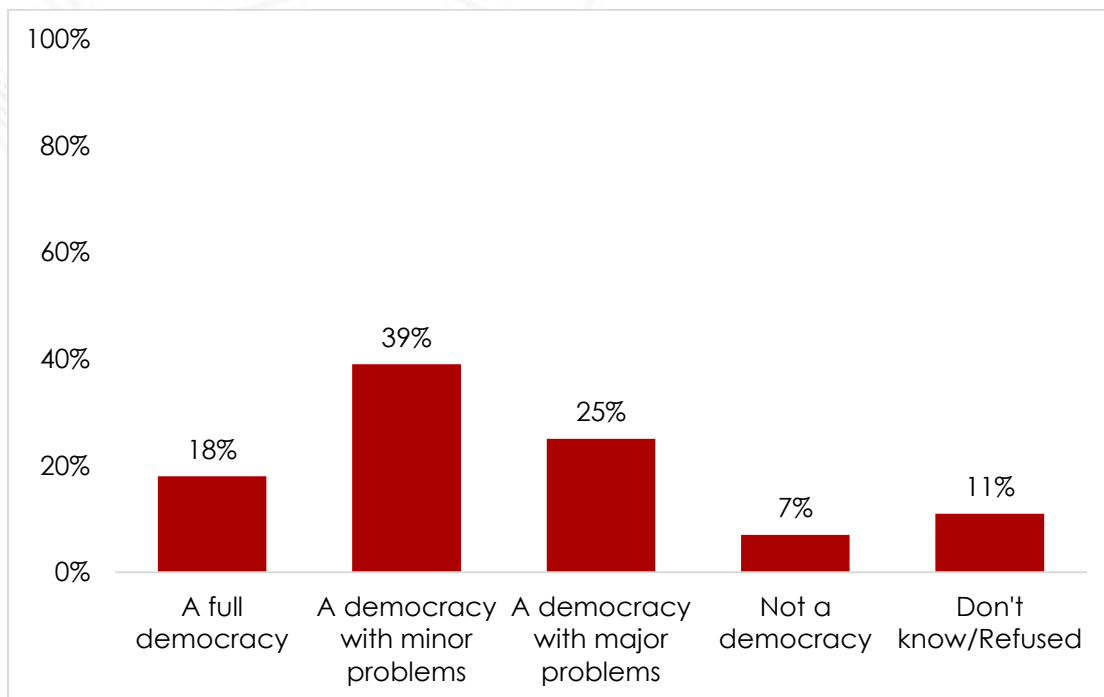
Charts

Figure 1: Support for democracy | Mozambique | 2015-2018



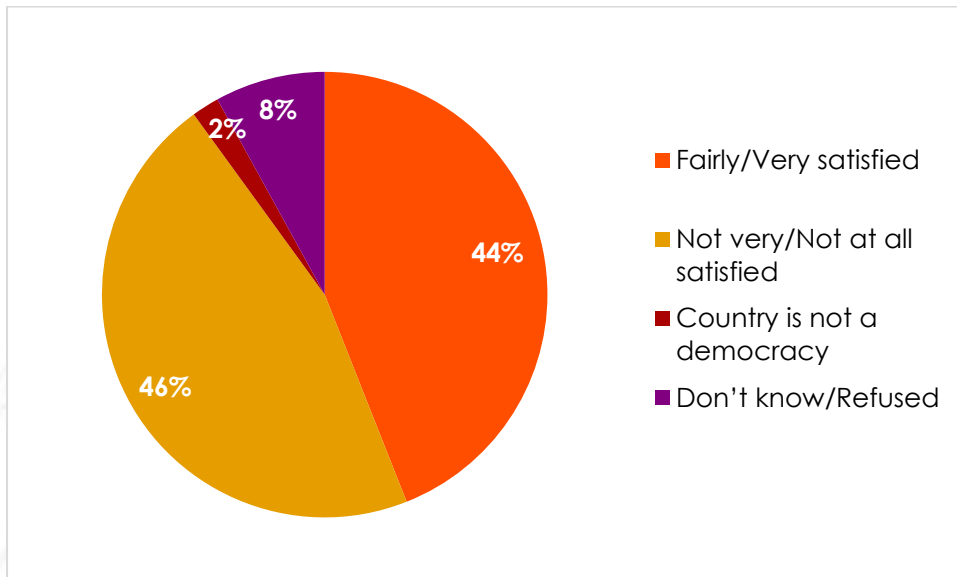
Respondents were asked: Which of these three statements is closest to your own opinion?
 Statement 1: Democracy is preferable to any other kind of government.
 Statement 2: In some circumstances, a non-democratic government can be preferable.
 Statement 3: For someone like me, it doesn't matter what kind of government we have.

Figure 2: Extent of democracy | Mozambique | 2018



Respondents were asked: In your opinion, how much of a democracy is Mozambique today?

Figure 3: Satisfaction with democracy | Mozambique | 2018



Respondents were asked: Overall, how satisfied are you with the way democracy works in Mozambique?

For more information, please contact:

MASC Foundation
Aquilcia Manjate
Telephone: +258 21 486 794
Email: a.manjate@masc.org.mz

Visit us online at:
www.masc.org.mz
www.afrobarometer.org

